



MW Aftermarket srl  
**2019 - 2020**

**RUOTE IN ACCIAIO  
PER AUTOVETTURE  
E VEICOLI COMMERCIALI**





## **DISTRIBUZIONE**

ITALIA - MILANO-MALPENSA  
MW Aftermarket

GERMANIA - SCHORNDORF  
MW Deutschland

FRANCIA - CHAPAREILLAN  
DR - Distribution Roues

POLONIA - LUBLIN  
MW Poland

ROMANIA - DRAGASANI  
MW Romania

RUSSIA - KINGISEPP  
MW Kingisepp

## **PRODUZIONE**

FRANCIA - TERGNIER  
MW France

ROMANIA - DRAGASANI  
MW Romania

POLONIA - LUBLIN  
MW Lublin

RUSSIA - KINGISEPP  
MW Kingisepp

TURCHIA - AYDIN  
JMW



# INDICE

---

2	Alfa Romeo	40-43	Mercedes
3-4	Audi	44	Mini
5-7	BMW	45	Mitsubishi
8-9	Chevrolet/Daewoo	46-48	Nissan
10-14	Citroën	49-54	Opel
15	Dacia	55-59	Peugeot
16	Daihatsu	60	Piaggio
17	Dodge	61-65	Renault
18-21	Fiat	66	Saab
22-27	Ford	67-69	Seat
28	Honda	70-72	Skoda
29-31	Hyundai	73	Smart
32	Iveco Veicoli Commerciali	74	Subaru
33	Jeep	75	Suzuki
34-35	Kia	76-77	Toyota
36	Lancia	78-83	Volkswagen
37	Land Rover - Man Veicoli Commerciali	84	Volvo
38-39	Mazda	85-96	Elenco per codice prodotto

Vi ricordiamo che nella scelta di ruota e pneumatico è assolutamente indispensabile che vengano rispettate scrupolosamente le indicazioni del libretto di circolazione che riporta i dati tecnici di ruote e pneumatici omologati per quello specifico veicolo.

Le misure di pneumatico riportate nel presente catalogo sono quelle più comuni. È comunque possibile che ne siano ammesse anche altre.

Tutte le informazioni contenute nel presente catalogo sono state verificate con la massima accuratezza possibile, ma sono comunque soggette ad aggiornamenti continui.

MW Aftermarket declina qualsiasi responsabilità per eventuali errori ed omissioni.

**Tutti gli stabilimenti produttivi MW sono certificati ISO/TS 16949 - ISO 14001 - OHSAS 18001.**

MW Aftermarket commercializza anche ruote camion prodotte da **GIANETTI RUOTE**.  
Richiedere catalogo specifico.

**Prezzi validi fino al 31 dicembre 2019.**



R1-1237



R1-1402



R1-1475



R1-1524



R1-1594



R1-1710



R1-1772

Modello	Motorizzazioni	Omologazione del veicolo	Codice progetto	Anno di produzione	Misura ruota	Misura pneumatico	Disegno MWD	Disegno MW Aftermarket	Osservazioni	Dati tecnici				Pezzi per palette	Prezzo EUR senza IVA
										Foro centrale	Interasse fori	Fori attacco	Offset		
147	1.6TS-ECO/1.6TS-16V/1.9JTD-8V/1.9JTD-16V	e3*98/14*0070*	937	01.01-05.10	6 J x 15	185/65R15	15124	R1-1402		58	98	5	37,5	40	80,90
156/156 Sport Wagon	1.6TS-16V/1.8TS-16V/1.9JTD/1.9JTD-16V/2.0TS-16V/2.0JTS/2.4JTD/SW/1.6TS-16V/1.8TS-16V/1.9JTD/1.9JTD-16V/2.0TS-16V/2.4JTD	e3*96/27*0034*, e3*98/14*0034*	932	10.97-05.05	6 J x 15	185/65R15	15052	R1-1237	E	58	98	5	37,5	40	82,80
159/159 Sport Wagon	1.8MPI-16V/1.9JTS-16V/1.9JTD-8V/1.9JTD-16V/2.2JTS-16V	e3*2001/116*0212*	939	09.05-04.08	7 J x 16	205/55R16 215/55R16	16079	R1-1594		65	110	5	34	30	97,70
159/159 Sport Wagon	1.8MPI-16V/1.9JTD-8V/1.9JTD-16V/2.2JTS-16V	e3*2001/116*0212*	939	05.08	7 J x 16	205/55R16 215/55R16	16079	R1-1594		65	110	5	34	30	97,70
166	2.0TS-16V/2.4JTD/2.4JTD-20V/2.5V6-24V/3.0V6-24V/3.2V6-24V	e3*98/14*0041*	936	09.03-12.07	6 ½ J x 16	205/55R16	16048	R1-1524	E	58	108	5	36,5	30	100,00
Giulietta/Turismo	1.4TB-16V/1.4TB-16V-MultiAir/1.6JTD-16V/2.0JTD-16V	e3*2007/46*0027*	940	05.10	7 J x 16	195/55R16 205/55R16	16151	R1-1772		65	110	5	41	30	93,80
MiTo/Turismo	0.9-8V-TwinAir/1.3JTD-16V/1.4-8V/1.4-16V/1.4TB-16V/1.4TB-16V-MultiAir/1.6JTD-16V <i>Solo 51kW e 88kW</i>	e3*2001/116*0278*	955	09.08	6 J x 15	185/65R15	15159	R1-1475		58	98	4	40	40	80,90
MiTo/Turismo	0.9-8V-TwinAir/1.3JTD-16V/1.4-8V/1.4-16V/1.4TB-16V/1.4TB-16V-MultiAir/1.6JTD-16V	e3*2001/116*0278*	955	09.08	7 J x 16	195/55R16	16119	R1-1710		58	98	4	39	30	94,80





R1-931



R1-1014



R1-1156



R1-1229



R1-1345



R1-1361



R1-1367



R1-1491



R1-1492



R1-1565



R1-1702



R1-1760



R1-1800



R1-1849



R1-1851



R1-1852



R1-1871



R1-1872



R1-1979



R1-2019

Modello	Motorizzazioni	Omologazione del veicolo	Codice progetto	Anno di produzione	Misura ruota	Misura pneumatico			Disegno MWD	Disegno MW Aftermarket	Osservazioni	Dati tecnici				Pezzi per palette	Prezzo EUR senza IVA
												Foro centrale	Interasse fori	Fori attacco	Offset		
80/90	1.8i/2.0i/2.0i-20V/2.2i/2.3i/2.3i-20V/2.6i/2.8i	E251, E251/1, E399, E399/1	89/89Q	10.90-03.96	6 J x 15	185/65R15	195/65R15	205/60R15	15019	R1-931		57	108	4	37	40	94,50
80	1.6/1.9TD/1.9TDI/2.0/2.0E/2.3E/2.6E/2.8E/Quattro	F889, F889/1	B4	09.91-09.94	6 J x 15	185/65R15			15019	R1-931		57	108	4	37	40	94,50
80 Cabrio	1.8/2.0/2.0i-20V/2.2/2.3/2.3i-20V/2.6/2.8	E251/1, e1*92/53*0002*	89	03.90-05.00	6 J x 15	185/65R15	195/65R15	205/60R15	15019	R1-931		57	108	4	37	40	94,50
100/200	1.9TDI/2.0/2.0E/2.3E/2.4D/2.4TD/2.5TDI/2.6E/2.8E-30V/Quattro	F619, F619/1	C4	12.90-06.94	6 J x 15	195/65R15	205/60R15		15079	R1-1014		57	112	5	45	40	73,40
A1/Sportback	1.0TFSI/1.2TFSI/1.4TFSI/1.6TDI/2.0TDI	e1*2007/46*0414"	8X	08.10	6 J x 15	185/60R15			15227	R1-1760		57	100	5	29	40	82,40
A1 Sportback	2.5TFSI/3.0TFSI/3.5TFSI			11.18	5 ½ J x 15	185/65R15			15299	R1-2019		57	100	5	40	48	71,70
A2	1.4i/1.4TDI/1.6FSI	e1*98/14*0131*, e1*2001/116*0131*	8Z	06.00-12.05	5 ½ J x 15	165/65R15	175/60R15		15040	R1-1367	E	57	100	5	34	40	87,30
A3	1.6/1.8/1.8T/1.9TDI/Quattro	e1*95/54*0042*, e1*98/14*0042*	8L	09.96-04.03	6 J x 15	185/65R15	195/65R15	205/60R15	15051	R1-1229		57	100	5	38	40	70,80

Modello	Motorizzazioni	Omologazione del veicolo	Codice progetto	Anno di produzione	Misura ruota	Misura pneumatico	Disegno MWD	Disegno MW Aftermarket	Osservazioni	Dati tecnici				Pezzi per paletta	Prezzo EUR senza IVA	
										Foro centrale	Interasse fori	Fori attacco	Offset			
A3	1.6/1.8/1.8T/1.9TDI/Quattro	e1*95/54*0042*, e1*98/14*0042*	8L	09.96-04.03	6 ½ J x 16	205/55R16		16007	R1-1345		57	100	5	42	36	114,90
A3/Cabrio/Sportback	1.2TFSI/1.4TFSI/1.6/1.6FSI/1.6TDI/1.8TFSI/1.9TDI/1.9TDI-e/2.0TDI/2.0FSI/2.0TFSI/Quattro/Cabrio 1.2TFSI/1.6TDI/1.8TFSI/1.9TDI/2.0TFSI/2.0TDI	e1*2001/116*0217*,-/241*, -/456*	8P	05.03-03.13	6 J x 16	205/55R16		16044	R1-1492		57	112	5	50	30	93,40
A3/Cabrio/Sportback	1.2TFSI/1.4TFSI/1.6/1.6FSI/1.6TDI/1.8TFSI/1.9TDI/1.9TDI-e/2.0TDI/2.0FSI/2.0TFSI/Quattro/Cabrio 1.2TFSI/1.6TDI/1.8TFSI/1.9TDI/2.0TFSI/2.0TDI	e1*2001/116*0217*,-/241*, -/456*	8P	05.03-03.13	6 ½ J x 16	205/55R16		16043	R1-1491		57	112	5	50	30	90,70
A3/Sportback	1.2TFSI/1.4TFSI/1.6TDI/1.8TFSI/1.8TFSI-g-tron/2.0TDI/2.0TFSI/Quattro	e1*2007/46*0607*	8V	06.12	6 J x 16	205/55R16		16177	R1-1851		57	112	5	48	30	87,00
A3/Sportback	1.2TFSI/1.4TFSI/1.6TDI/1.8TFSI/1.8TFSI-g-tron/2.0TDI/Quattro	e1*2007/46*0607*	8V	06.12	6 ½ J x 16	205/55R16		16178	R1-1852		57	112	5	46	30	87,00
A3/Sportback	1.4TFSI/1.6TDI/1.8TFSI/2.0TDI	e1*2007/46*0607*	8V	06.12	7 J x 16	205/55R16		16195	R1-1872		57	112	5	40	30	90,00
A3 Limousine/Cabrio	1.4TFSI/1.6TDI/1.8TFSI/2.0TDI/Quattro/Cabrio 1.4TFSI/1.6TDI/1.8TFSI/2.0TDI/Quattro	e1*2007/46*0607* a partire da NT*09	8V	08.13	6 ½ J x 16	205/55R16		16194	R1-1871		57	112	5	43	30	87,20
A4/Avant	1.6/1.8/1.8T/1.9TDI/2.4/2.5TDI/2.6/2.8/2.8-30V/Quattro	e1*93/81*0013*, e1*98/14*0013*	B5	12.94-11.00	6 J x 15	185/65R15 195/65R15 205/60R15		15079	R1-1014		57	112	5	45	40	73,40
A4/Avant	1.6i/1.8T/1.9TDI/2.0i/2.0FSI/Quattro	e1*98/14*0151*, fino a e1*2001/116*0151*09	8E	12.00-11.04	6 ½ J x 15	195/65R15		15123	R1-1156		57	112	5	33	40	77,80
A4/Avant	1.6i/1.8T/1.9TDI/2.0i/2.0FSI/2.4i/2.5TDI/3.0i-V6/Quattro	e1*98/14*0151*, fino a e1*2001/116*0151*09	8E	07.02-11.04	7 J x 16	205/55R16 215/55R16		16064	R1-1565		57	112	5	42	30	101,00
A4/Avant (Facelift)	1.6i/1.9TDI/2.0TDI	a partire da e1*2001/116*0151*10	8E	12.04-10.08	6 ½ J x 15	195/65R15		15123	R1-1156		57	112	5	33	40	77,80
A4/Avant (Facelift)	1.6i/1.8i/1.9TDI/2.0i/2.0TDI/Quattro	a partire da e1*2001/116*0151*10	8E	12.04-10.08	7 J x 16	205/55R16 215/55R16		16064	R1-1565		57	112	5	42	30	101,00
A4/Avant	1.8TFSI/2.0TDI/2.0TDI-e/Quattro	fino a e1*2001/116*0430*38, fino a e13*2007/46*1084*16	B8/B81	11.07-12.15	7 J x 16	205/60R16		16107	R1-1702		66,5	112	5	39	30	100,10
A4/Avant	1.8TFSI/2.0TDI/2.0TDI-e/2.7TDI/3.0TDI/3.2FSI/Quattro	fino a e1*2001/116*0430*38, fino a e13*2007/46*1084*16	B8/B81	11.07-12.15	7 ½ J x 16	225/55R16		16196	R1-1800		66,5	112	5	45	30	101,80
A6/Avant	1.8/1.9TDI/2.0/2.5TDI/2.6/2.8/2.8-30V/Quattro	F619, F619/1	C4	06.94-04.97	6 J x 15	195/65R15 205/60R15		15079	R1-1014		57	112	5	45	40	73,40
A6/Avant	1.8/1.8T/1.9TDI/2.4/2.5TDI/2.8/Quattro	e1*96/27*0051*, e1*98/14*0051*	4B	05.97-08.99	6 J x 15	195/65R15 205/60R15		15079	R1-1014		57	112	5	45	40	73,40
A6/Avant	1.8/1.8T/1.9TDI/2.4/2.5TDI/2.8/Quattro	e1*96/27*0051*, e1*98/14*0051*, e1*2001/116*0051*	4B	09.99-03.05	6 J x 16	205/55R16		16005	R1-1361		57	112	5	40	30	100,30
A6/Avant	2.0TFSI/2.0TDI/2.4i/2.7TDI/2.8FSI/3.0i/3.0TDI/3.2FSI/Quattro	e1*2001/116*0254*	4F	05.04-07.11	7 J x 16	205/60R16 225/55R16		16064	R1-1565		57	112	5	42	30	101,00
A6/Avant	2.0TFSI/2.0TDI/2.0TDI-e/2.7TDI/2.8FSI/3.0TDI/Quattro	e13*2007/46*1080*	4F1	01.10-07.11	7 J x 16	205/60R16 225/55R16		16064	R1-1565		57	112	5	42	30	101,00
A6/Avant	1.8TFSI/2.0TDI/2.8FSI/3.0TDI <i>Alcune versioni montano solo 17" e 18"</i>	e1*2007/46*0436*, e13*2007/46*1147*	4G/4G1	03.11-12.15	7 ½ J x 16	225/60R16		16173	R1-1849		66,5	112	5	37	30	87,10
Q2	1.0TFSI/1.4TFSI/1.6TDI/2.0TFSI/2.0TDI/Quattro	e1*2007/46*1552*	GA	11.16	6 J x 16	205/60R16		16236	R1-1979		57	112	5	43	30	83,40



R1-953



R1-1319



R1-1409



R1-1490



R1-1568



R1-1598



R1-1703



R1-1704



R1-1705



R1-1759



R1-1904



R1-1905



R1-1906



R1-1916

Modello	Motorizzazioni	Omologazione del veicolo	Codice progetto	Anno di produzione	Misura ruota	Misura pneumatico	Disegno MWD	Disegno MW Aftermarket	Osservazioni	Dati tecnici				Pezzi per paletta	Prezzo EUR senza IVA
										Foro centrale	Interasse fori	Fori attacco	Offset		
Serie 1	116i/116d/118i/118d/120i/120d	e1*2001/116*0287*	187	09.04-08.09	6 ½ J x 16	195/55R16	16104	<b>R1-1703</b>		72,5	120	5	42	40	<b>105,00</b>
Serie 1	116i/116d/118i/118d/120i/120d	e1*2001/116*0287*	187	11.07-08.09	7 J x 16	205/55R16	16105	<b>R1-1704</b>		72,5	120	5	44	40	<b>105,00</b>
Serie 1 Coupé/Cabrio	Coupé 118d/120d/125i Cabrio 118i/118d/120i	e1*2001/116*0352*	182	08.07-08.09	6 ½ J x 16	195/55R16	16104	<b>R1-1703</b>		72,5	120	5	42	40	<b>105,00</b>
Serie 1 Coupé/Cabrio	Coupé 120d Cabrio 118i/118d/120i/120d/125i	e1*2001/116*0352*	182	08.07-08.09	7 J x 16	205/55R16	16105	<b>R1-1704</b>		72,5	120	5	44	40	<b>105,00</b>
Serie 1 (E87)	116i/116d/118i/118d/120i/120d/123d	fino a e1*2007/46*0273*04, fino a -/283*03	1K2/1K4	09.09-09.11	6 ½ J x 16	195/55R16	16104	<b>R1-1703</b>		72,5	120	5	42	40	<b>105,00</b>
Serie 1 (E87)	116i/116d/118i/118d/120i/120d/123d	fino a e1*2007/46*0273*04, fino a -/283*03	1K2/1K4	09.09-09.11	7 J x 16	205/55R16	16105	<b>R1-1704</b>		72,5	120	5	44	40	<b>105,00</b>
Serie 1 (F20/21)	114i/114d/116i/116d/118i/118d/120d <i>Sostituisce R1-1816 per TPMS</i>	a partire da e1*2007/46*0273*05, a partire da -/283*04	1K2/1K4	10.11	6 ½ J x 16	195/55R16	16199	<b>R1-1904</b>		72,5	120	5	33	30	<b>101,50</b>
Serie 1 (F20/21)	114i/114d/116i/116d/116ed/118i/118d/120d/125i/ 125d/118d-xDrive/120d-xDrive <i>Sostituisce R1-1815 per TPMS</i>	a partire da e1*2007/46*0273*05, a partire da -/283*04	1K2/1K4	10.11	7 J x 16	205/55R16	16198	<b>R1-1906</b>		72,5	120	5	40	30	<b>101,50</b>
Serie 1 Coupé/Cabrio (E82/88)	Coupé 118d/120i/120d/125i Cabrio 118i/118d/120i	e1*2007/46*0277*	1C	09.09-12.13	6 ½ J x 16	195/55R16	16104	<b>R1-1703</b>		72,5	120	5	42	40	<b>105,00</b>
Serie 1 Coupé/Cabrio (E82/88)	Coupé 118d/120i/120d/125i Cabrio 118i/118d/120i/ 120d/125i	e1*2007/46*0277*	1C	09.09-12.13	7 J x 16	205/55R16	16105	<b>R1-1704</b>		72,5	120	5	44	40	<b>105,00</b>

Modello	Motorizzazioni	Omologazione del veicolo	Codice progetto	Anno di produzione	Misura ruota	Misura pneumatico	Disegno MWD	Disegno MW Aftermarket	Oscilla- zioni	Dati tecnici				Pezzi per paletta	Prezzo EUR senza IVA	
										Foro centrale	Interasse fori	Fori attacco	Offset			
<b>Serie 2 Active Tourer (F45)</b>	214d/216d/218d/218i/220i/220d/220dx	a partire da e1*2007/46*0371*13, e1*2007/46*1675*	UKL-L/F2AT	09.14	7 J x 16	195/65R16		16211	<b>R1-1916</b>		66,5	112	5	47	30	<b>95,20</b>
<b>Serie 2 Coupé/ Cabrio (F22/F23))</b>	218d/220d/220d xDrive/220i	a partire da e1*2007/46*0277*08	1C	01.14	7 J x 16	205/55R16		16198	<b>R1-1906</b>		72,5	120	5	40	30	<b>101,50</b>
<b>Serie 3 Compact (E36/5)</b>	316i/318iS/318ti/318tds	e1*93/81*0017*, e1*98/14*0017*	3/CG	05.94-05.01	6 J x 15	185/65R15		15017	<b>R1-953</b>		72,5	120	5	42	40	<b>91,50</b>
<b>Serie 3 Compact (E36/5)</b>	316i/318iS/318ti/318tds/323ti	e1*93/81*0017*, e1*98/14*0017*	3/CG	05.94-05.01	7 J x 16	205/55R16	225/50R16	16029	<b>R1-1490</b>		72,5	120	5	47	30	<b>92,40</b>
<b>Serie 3 (E36)</b>	316i/318i/318iS/318tds/320i/323i/325i/325td/325tds/328i	F547, e1*93/81*0015*, e1*96/79*0084*	3-C/3-CNG	12.90-04.98	6 J x 15	185/65R15		15017	<b>R1-953</b>		72,5	120	5	42	40	<b>91,50</b>
<b>Serie 3 (E36)</b>	316i/318i/318iS/318tds/320i/323i/325td/325tds/328i	e1*93/81*0015*	3/C	08.95-04.98	7 J x 16	205/55R16	225/50R16	16029	<b>R1-1490</b>		72,5	120	5	47	30	<b>92,40</b>
<b>Serie 3 Touring (E36)</b>	316i/318i/318tds	e1*93/81*0015*	3/C	05.95-09.99	6 J x 15	185/65R15		15017	<b>R1-953</b>		72,5	120	5	42	40	<b>91,50</b>
<b>Serie 3 Touring (E36)</b>	316i/318i/318tds/320d/320i/323i/325tds/328i	e1*93/81*0015*	3/C	08.95-09.99	7 J x 16	205/55R16	225/50R16	16029	<b>R1-1490</b>		72,5	120	5	47	30	<b>92,40</b>
<b>Serie 3 Coupé/ Cabrio (E36)</b>	Coupé 316i/318iS/320i/323i/325i/328i/Cabrio 318i/320i/323i/325i	F920, e1*93/81*0016*	3B/3-B	01.92-04.00	6 J x 15	185/65R15		15017	<b>R1-953</b>		72,5	120	5	42	40	<b>91,50</b>
<b>Serie 3 Coupé/ Cabrio (E36)</b>	Coupé 316i/318iS/320i/323i/325i/328i/Cabrio 318i/320i/323i/325i/328i	e1*93/81*0016*	3/B	04.98-04.00	7 J x 16	205/55R16	225/50R16	16029	<b>R1-1490</b>		72,5	120	5	47	30	<b>92,40</b>
<b>Serie 3 Compact (E46)</b>	316ti/318ti/318td	e1*98/14*0167*, e1*2001/116*0167*	346K	06.01-03.05	6 ½ J x 15	195/65R15	205/60R15	15055	<b>R1-1319</b>		72,5	120	5	42	40	<b>91,50</b>
<b>Serie 3 Compact (E46)</b>	316ti/318ti/318td/320td/325ti	e1*98/14*0167*, e1*2001/116*0167*	346K	06.01-03.05	7 J x 16	205/55R16	225/50R16	16029	<b>R1-1490</b>		72,5	120	5	47	30	<b>92,40</b>
<b>Serie 3 Compact (E46)</b>	316ti/318ti/318td/320td/325ti	e1*98/14*0167*, e1*2001/116*0167*	346K	06.01-03.05	7 J x 17	205/50R17		17001	<b>R1-1409</b>		72,5	120	5	47	25	<b>117,40</b>
<b>Serie 3 Lim/ Touring (E46)</b>	316i/318i/318d/320i/320d/323i/Touring 316i/318i/318d/320i/320d	e1*97/27*0097*, e1*98/14*0097*	346L	04.98-09.05	6 ½ J x 15	195/65R15	205/60R15	15055	<b>R1-1319</b>		72,5	120	5	42	40	<b>91,50</b>
<b>Serie 3 Lim/ Touring (E46)</b>	316i/318i/318d/320i/320d/323i/325i/328i/Touring 316i/318i/318d/320i/320d/323i/328i	e1*97/27*0097*, e1*98/14*0097*	346L	04.98-09.05	7 J x 16	205/55R16	225/50R16	16029	<b>R1-1490</b>		72,5	120	5	47	30	<b>92,40</b>
<b>Serie 3 Lim/ Touring (E46)</b>	316i/318i/318d/320i/320d/323i/325i/328i/330i/330d/Touring 316i/318i/318d/320i/320d/323i/325i/328i/330i/330d	e1*98/14*0097*	346L	04.00-09.05	7 J x 17	205/50R17		17001	<b>R1-1409</b>		72,5	120	5	47	25	<b>117,40</b>
<b>Serie 3 4x4 (E46)</b>	325xi	e1*98/14*0144*, e1*2001/116*0144*	346X	04.00-03.05	7 J x 16	205/55R16		16029	<b>R1-1490</b>		72,5	120	5	47	30	<b>92,40</b>
<b>Serie 3 Lim/ Touring/4x4 (E46)</b>	325xi/330xi/330xd/Touring 330xi/330xd	e1*98/14*0144*, e1*2001/116*0144*	346X	04.00-09.05	7 J x 17	205/50R17		17001	<b>R1-1409</b>		72,5	120	5	47	25	<b>117,40</b>



<b>Serie 3 Coupé/ Cabrio (E46)</b>	316Ci/318Ci/320Ci/323Ci Cabrio 318Ci	e1*98/14*0112*, e1*2001/116*0112*, e1*98/14*0146*, e1*2001/116*0146*	346C/346R	10.99-03.07	6 ½ J x 15	195/65R15	205/60R15		15055	<b>R1-1319</b>	72,5	120	5	42	40	<b>91,50</b>
<b>Serie 3 Coupé/ Cabrio (E46)</b>	Coupé 316Ci/318Ci/320Ci/323Ci/325Ci/328Ci Cabrio 318Ci/320Ci/323Ci/325Ci	e1*98/14*0112*, e1*2001/116*0112*, e1*98/14*0146*, e1*2001/116*0146*	346C/346R	10.99-03.07	7 J x 16	205/55R16	225/50R16		16029	<b>R1-1490</b>	72,5	120	5	47	30	<b>92,40</b>
<b>Serie 3 Coupé/ Cabrio (E46)</b>	Coupé 316Ci/318Ci/320Ci/323Ci/325Ci/328Ci/330Ci/330 Cd Cabrio 318Ci/320Ci/323Ci/325Ci/330Ci	e1*98/14*0112*, e1*2001/116*0112*, e1*98/14*0146*, e1*2001/116*0146*	346C/346R	04.00-03.07	7 J x 17	205/50R17			17001	<b>R1-1409</b>	72,5	120	5	47	25	<b>117,40</b>
<b>Serie 3 (E90)</b>	316i/318i/318d/320i/320d/325i	e1*2001/116*0308*	390L	03.05-08.07	7 J x 16	205/55R16	225/50R16		16078	<b>R1-1598</b>	72,5	120	5	34	40	<b>90,20</b>
<b>Serie 3 (E90)</b>	316i/318i/318d/320i/320d/325i	a partire da e1*2001/116*0308*09	390L	09.07-12.09	7 J x 16	205/55R16			16106	<b>R1-1705</b>	72,5	120	5	31	40	<b>92,70</b>
<b>Serie 3 Coupé/ Cabrio (E92/93)</b>	Coupé 316Ci/320Ci/320Cd/325Ci Cabrio 320Ci/320Cd/ 325Ci	e1*2001/116*0346*	392C	01.06-08.07	7 J x 16	205/55R16	225/50R16		16078	<b>R1-1598</b>	72,5	120	5	34	40	<b>90,20</b>
<b>Serie 3 Coupé/ Cabrio (E92/93)</b>	Coupé 316Ci/320Ci/320Cd/325Ci Cabrio 320Ci/320Cd/ 325Ci	e1*2001/116*0346*	392C	09.07-12.09	7 J x 16	205/55R16			16106	<b>R1-1705</b>	72,5	120	5	31	40	<b>92,70</b>
<b>Serie 3 Touring (E91)</b>	318i/318d/320i/320d/325i	e1*2001/116*0308*	390L	09.05-08.07	7 J x 16	205/55R16	225/50R16		16078	<b>R1-1598</b>	72,5	120	5	34	40	<b>90,20</b>
<b>Serie 3 Touring (E91)</b>	318i/318d/320i/320d/325i	a partire da e1*2001/116*0308*09	390L	09.07-12.09	7 J x 16	205/55R16			16106	<b>R1-1705</b>	72,5	120	5	31	40	<b>92,70</b>
<b>Serie 3 xDrive (E90)</b>	320d/325iX	e1*2001/116*0344*	390X	07.05-06.08	7 J x 16	205/55R16	225/50R16		16078	<b>R1-1598</b>	72,5	120	5	34	40	<b>90,20</b>
<b>Serie 3 xDrive (E90)</b>	320d	a partire da e1*2001/116*0344*06	390X	07.08-12.09	7 J x 16	205/55R16			16106	<b>R1-1705</b>	72,5	120	5	31	40	<b>92,70</b>
<b>Serie 3 Lim/ Touring (E90/91)</b>	316d/318i/318d/320i/320d/320d-xDrive/325i	fino a e1*2007/46*0314*04, -/315*05, fino a e24*2007/46*0022*02	3L/3K/3K-N1	01.10-01.12	7 J x 16	205/55R16			16106	<b>R1-1705</b>	72,5	120	5	31	40	<b>92,70</b>
<b>Serie 3 Coupé/ Cabrio (E93)</b>	Coupé 316i/318i/320i/320d/320d-xDrive/325i Cabrio 318i/320i/320i/320d/325i	fino a e1*2007/46*0316*07	3C	01.10-01.14	7 J x 16	205/55R16			16106	<b>R1-1705</b>	72,5	120	5	31	40	<b>92,70</b>
<b>Serie 3 Lim/ Touring (F30/31)</b>	316d/316i/318d/320d/320i/318d-xDrive/320d-xDrive <i>Ruota nuova per TPMS</i>	a partire da e1*2007/46*0314*05, a partire da e1*2007/46*315*06, a partire da e24*2007/46*0022*03	3L/3K/3K-N1	02.12	7 J x 16	205/60R16			16197	<b>R1-1905</b>	72,5	120	5	31	30	<b>90,80</b>
<b>Serie 4 Grand Coupé (F36)</b>	418d/418i	e1*2007/46*0316*	3C	04.14	7 J x 16	205/60R16			16197	<b>R1-1905</b>	72,5	120	5	31	30	<b>90,80</b>
<b>Serie 5 (E60)</b>	520i/520d/523i/525i	e1*2001/116*0230*	560L	08.03-02.10	7 J x 16	205/60R16	225/55R16		16065	<b>R1-1568</b>	72,5	120	5	20	30	<b>108,00</b>
<b>Serie 5 Touring (E61)</b>	520d/523i	e1*2001/116*0230*	560L	01.06-04.10	7 J x 16	225/55R16			16065	<b>R1-1568</b>	72,5	120	5	20	30	<b>108,00</b>
<b>X1 (E84)</b>	16d/16i/18d/18i/20d/20i/23d/25i/28i/x-Drive/s-Drive	e1*2007/46*0275*, -/0454*, e24*2007/46*0024*	X1/X1-N1/X-N1	11.09-09.15	7 ½ J x 17	225/50R17			17007	<b>R1-1759</b>	72,5	120	5	34	25	<b>114,60</b>
<b>Z3 Roadster (E36/7)</b>	1.8i/1.9i	e1*93/81*0029*	R/C	03.96-03.03	6 J x 15	185/65R15			15017	<b>R1-953</b>	72,5	120	5	42	40	<b>91,50</b>
<b>Z3 Roadster/ Coupe (E36/7/8)</b>	1.9i/2.0i/2.2i/2.8i/3.0i	e1*93/81*0029*, e1*98/14*0029*	R/C	07.98-03.03	7 J x 16	225/50R16			16029	<b>R1-1490</b>	72,5	120	5	47	30	<b>92,40</b>



R1-1341



R1-1364



R1-1513



R1-1514



R1-1621



R1-1776



R1-1777



R1-1792



R1-1831



R1-1843



R1-1846



R1-1860



R1-1866

Modello	Motorizzazioni	Omologazione del veicolo	Codice progetto	Anno di produzione	Misura ruota	Misura pneumatico	Disegno MWD	Disegno MW Aftermarket	Osservazioni	Dati tecnici				Pezzi per paletta	Prezzo EUR senza IVA
										Foro centrale	Interasse fori	Fori attacco	Offset		
Aveo	1.2LS/1.4LT	e4*2001/116*0063*, e50*2007/46*0046*	KLAS/CHIA	02.06-06.11	5 ½ J x 14	185/60R14	14151	R1-1513		56,5	100	4	45	90	89,40
Aveo	1.2LS/1.4LT	e4*2007/46*0270*	KL1T	07.11-12.14	5 ½ J x 14	185/75R14	14194	R1-1860		56,5	100	4	39	54	72,70
Aveo	1.2/1.2-Bifuel/1.4 4 fori	e4*2007/46*0270*, e50*2007/46*0087*	KL1T/CHIV	07.11-12.14	6 J x 15	195/65R15 205/60R15	15250	R1-1843		56,5	100	4	39	40	79,10
Aveo	1.3TD/1.6 5 fori	e4*2007/46*0270*	KL1T	07.11-12.14	6 J x 15	195/65R15 205/60R15	15251	R1-1846		56,5	105	5	39	40	79,10
Captiva	2.0D-LS/LT/2.4LS/LT/3.0LT/3.2LT/2WD/4WD	e4*2001/116*0113*	KLAC	06.06-12.14	6 ½ J x 16	215/70R16	16150	R1-1792		70,3	115	5	46	34	127,80
Cruze	1.5/1.6/1.6LS/1.8LS/LT	e4*2001/116*0140*, e50*2007/46*0007*	KL1J/CHIR	05.09-12.14	6 ½ J x 16	205/60R16 215/60R16	16143	R1-1776		56,5	105	5	39	30	89,30
Cruze	1.7D-L/2.0D-LS/LT	e4*2001/116*0140*	KL1J	05.09-12.14	6 ½ J x 16	205/60R16 215/60R16	16144	R1-1777		70,3	115	5	41	30	89,30
Epica	2.0i-V6/2.0D-LS/LT/2.5i-V6/LS/LT	e4*2001/116*0068*06	KLAL	07.06-12.10	6 J x 15	205/65R15	15157	R1-1514		56,5	114,3	4	49	88	107,50
Espero	1.5GL/GTX/GLX/1.8CD/2.0CD	H019, e13*95/54*0007*	KLEJ	02.95-05.97	5 ½ J x 14	185/65R14	14013	R1-1364		56,5	100	4	49	48	81,50
Evanda	2.0CDX	fino a e4*2001/116*0068*05	KLAL	04.03-06.06	6 J x 15	205/65R15	15157	R1-1514		56,5	114,3	4	49	88	107,50
Kalos	1.2S/SE/1.4SC/1.4SX/1.4-16V-SX	e4*2001/116*0063*	KLAS	09.02-12.07	5 ½ J x 14	185/60R14	14151	R1-1513		56,5	100	4	45	90	89,40
Lacetti	1.4SE/1.6SX/1.8CDX/2.0D-SX/CDX	e4*2001/116*0069*	KLAN	04.04-12.10	5 ½ J x 14	175/70R14 185/65R14	14171	R1-1621		56,5	114,3	4	44	48	89,00
Lanos	1.4SE/1.5SE/1.6SX	e4*96/27*0017*, -/02*, e4*97/27*0017*, e4*98/14*0002*, -/17*, e4*2001/116*0017*	KLAT/SUPT	06.97-06.03	5 ½ J x 14	185/60R14	14013	R1-1364		56,5	100	4	49	48	81,50

<b>Matiz</b>	0.8S/SE/1.0S/SE	e4*97/27*0028*, e4*98/14*0028*, e4*2001/116*0028*	KLYA	05.98-05.05	4 ½ J x 13	145/70R13	155/65R13		13106	<b>R1-1341</b>	69,1	114,3	4	45	54	<b>59,80</b>
<b>Matiz</b>	0.8AT/S/SE/1.0S/SE/SX	e4*2001/116*0092*	KLAK	06.05-03.10	4 ½ J x 13	145/70R13	155/65R13		13106	<b>R1-1341</b>	69,1	114,3	4	45	54	<b>59,80</b>
<b>Nexia</b>	1.5GT/1.8GT	H018, e13*95/54*0006*	KLETN	02.95-12.99	5 ½ J x 14	175/65R14	185/60R14		14013	<b>R1-1364</b>	56,5	100	4	49	48	<b>81,50</b>
<b>Nubira</b>	1.6SE/2.0CDX/Coupé 2.0CDX	e4*96/27*0004*, -/18*, -/25*, e4*97/27*0018*, e4*98/14*0004*, -/18*, -/25*	KLAJ/SUPJ/UU6J	06.97-06.03	5 ½ J x 14	185/65R14			14013	<b>R1-1364</b>	56,5	100	4	49	48	<b>81,50</b>
<b>Nubira J200</b>	1.4SE/1.6SE/SX/1.8CDX/2.0D-SX/CDX	e4*2001/116*0069*	KLAN	07.03-12.10	5 ½ J x 14	175/70R14	185/65R14		14171	<b>R1-1621</b>	56,5	114,3	4	44	48	<b>89,00</b>
<b>Orlando</b>	1.8/2.0D	e4*2007/46*0224*, e50*2007/46*0050*	KL1Y/CHIO	03.11-12.14	6 ½ J x 16	215/60R16			16144	<b>R1-1777</b>	70,3	115	5	41	30	<b>89,30</b>
<b>Rezzo/Tacuma</b>	1.6SE/SX/1.8SX/2.0CDX	e4*98/14*0041*, e4*2001/116*0041*	KLAU	06.01-12.08	5 ½ J x 14	185/70R14			14171	<b>R1-1621</b>	56,5	114,3	4	44	48	<b>89,00</b>
<b>Spark</b>	1.0/LS/1.2LS/LT	e4*2007/46*0129*, e50*2007/46*0006*	KL1M/CHIS	03.10-12.14	4 ½ J x 14	155/70R14	165/65R14		14192	<b>R1-1831</b>	56,5	100	4	43,5	54	<b>69,30</b>
<b>Trax</b>	1.4T-MT/1.6T-MT/1.7TD-MT/AWD	e4*2007/46*0696*	KL1B	05.13-12.14	6 ½ J x 16	195/70R16	205/70R16	215/65R16	16181	<b>R1-1866</b>	56,6	105	5	38	30	<b>87,60</b>
<b>Volt</b>	1.4 Hybrid	e13*2007/46*1158*	D1JC1	06.12-12.14	6 ½ J x 16	205/60R16			16144	<b>R1-1777</b>	70,3	115	5	41	30	<b>89,30</b>





R1-933



R1-1087



R1-1150



R1-1278



R1-1300



R1-1369



R1-1372



R1-1456



R1-1470



R1-1589



R1-1601



R1-1635



R1-1636



R1-1643



R1-1651



R1-1663



R1-1664



R1-1675



R1-1679



R1-1681



R1-1683



R1-1700



R1-1733



R1-1735



R1-1747



R1-1753



R1-1758



R1-1781



R1-1805



R1-1806



R1-1880



R1-1887



R1-1889



R1-1890



R1-1908



R1-1909



R1-1910



R1-1930



R1-1931



R1-1941



R1-1980



R1-1996



R1-2040



R1-2046



immaginare  
non  
disponibile

R1-2056



immagine  
non  
disponibile

R1-2059

Modello	Motorizzazioni	Omologazione del veicolo	Codice progetto	Anno di produzione	Misura ruota	Misura pneumatico			Disegno MWD	Disegno MW Aftermarket	Dissegni	Dati tecnici				Pezzi per paletta	Prezzo EUR senza IVA
												Foro centrale	Interasse fori	Fori attacco	Offset		
Berlingo I	Multispace 1.1iX/1.2iX/1.4iX/1.8i/1.9DX/SX/2.0HDi	e2*93/81*0057*, -/58*, -/59*, -/132*, -/181*, e2*98/14*0057*, -/0058*, -/132*, -/181*, -/201*, -/224*, -/225*, -/226*, -/227*	M*KFX/DJY/HDZ/WJ/LFX/RHY/HFX/KFW/NFU/WJY	01.97-03.03	5 ½ J x 14	175/65R14	175/70R14		14073	R1-1278		65	108	4	24	54	79,60
Berlingo I	Multispace 1.6i-16V/2.0HDi	e2*98/14*0201*, -/226*	M*NFU/RHY	01.97-03.03	6 J x 15	185/65R15			15085	R1-1369		65	108	4	18	40	82,10
Berlingo I	Multispace 1.4i/1.6HDi/1.9D/2.0HDi	e2*2001/116*0275*, -/277*, -/278*, -/321*, -/338*	G*KFW/WJY/RHY/9HX/9HW	04.03-06.08	5 ½ J x 14	175/70R14			14073	R1-1278		65	108	4	24	54	79,60
Berlingo I	Multispace 1.6i-16V/1.6HDi/2.0HDi	e2*2001/116*0276*, -/278*, -/321*, -/338*	G*NFU/RHY/9HX/9HW	04.03-06.08	6 J x 15	185/65R15			15085	R1-1369		65	108	4	18	40	82,10
Berlingo II	1.6HDI/1.6-16V/Electrique	e2*2001/116*0366*, e2*2007/46*0002*	7/7/*****	07.08-05.18	6 ½ J x 15	195/65R15	195/70R15	205/65R15	15213	R1-1735		65	108	4	27	40	86,70
Berlingo II	1.6HDI/1.6-16V	e2*2001/116*0366*, e2*2007/46*0002*	7/7/*****	07.08-05.18	6 ½ J x 16	215/55R16			16089	R1-1663		65	108	4	26	25	86,10
Berlingo III	1.5HDI	e2*2007/46*0624*	E	06.18	6 ½ J x 15	195/65R15			15302	R1-2056		65	108	5	42	40	74,00
Berlingo III	1.5HDI	e2*2007/46*0624*	E	06.18	6 ½ J x 16	205/60R16	215/65R16		16190	R1-1887		65	108	5	47	30	81,10
C-Zero	Airdream <i>Airdream solo per asse anteriore</i>	e2*2007/46*0068*	1	01.11	4 J x 15	145/65R15			15242	R1-1805		56	100	4	35	40	93,20
C-Zero	Airdream <i>Airdream solo per asse posteriore</i>	e2*2007/46*0068*	1	01.11	5 J x 15	175/55R15			15243	R1-1806		54	100	4	35	40	93,20
C1	1.0i-VVT/1.4HDi	fino a e11*2001/116*0238*10	P/P*****	06.05-05.14	4 ½ J x 14	155/65R14			14163	R1-1601		54	100	4	39	54	66,70
C1	VTi68/VTi82	a partire da e11*2001/116*0238*11	P*****	06.14	4 ½ J x 14	165/65R14			14198	R1-1930		54	100	4	35	54	66,70
C1	VTi68/VTi82	a partire da e11*2001/116*0238*11	P*****	06.14	4 ½ J x 15	165/60R15			15275	R1-1931		54	100	4	35	40	77,60
C2	1.1i/1.4i/1.4HDi	e2*2001/116*0283*, -/284*, -/286*, -/316*, -/344*	J*HFX/KFV/KFU/8HX/8HZ	11.03-12.10	5 ½ J x 14	165/70R14	175/65R14		14143	R1-1150		65	108	4	24	54	65,00
C2	1.1i/1.4i/1.4HDi/1.6i-16V	a partire da e2*2001/116*0283*06, -/284*, -/285*, -/286*, -/316*, -/344*	J*8HX/KFV/NFU/8HZ/KFU/HFX	11.03-12.10	6 J x 15	185/55R15			15101	R1-1372		65	108	4	27	40	73,10
C3	1.1i/1.4i/1.4i-16V/1.4HDi/1.4-Bivalent	e2*98/14*0256*, -/257*, -/259*, e2*2001/116*0289*, -/317*	F*HFX/KFV/8HX/8HZ/KFU	04.02-11.09	5 ½ J x 14	165/70R14	175/65R14		14143	R1-1150		65	108	4	24	54	65,00
C3/C3 X-TR	1.4i/1.4i-16V/1.4HDi/1.4-Bivalent/1.6i-16V/1.6HDi	e2*98/14*0257*, -/258*, -/259*, -/261*, e2*2001/116*0289*, -/317*, -/318*, -/329*	F*KFV/NFU/8HX/8HY/KFU/8HZ/9HX/9HZ/HFX	04.02-11.09	6 J x 15	185/60R15			15101	R1-1372		65	108	4	27	40	73,10
C3 Pluriel	1.4i/1.4HDi/1.6i-16V	e2*2001/116*0266*	H	06.03-12.10	6 J x 15	185/65R15			15101	R1-1372		65	108	4	27	40	73,10

Modello	Motorizzazioni	Omologazione del veicolo	Codice progetto	Anno di produzione	Misura ruota	Misura pneumatico	Disegno MWD	Disegno MW Aftermarket	Osservazioni	Dati tecnici				Pezzi per paletta	Prezzo EUR senza IVA
										Foro centrale	Interasse fori	Fori attacco	Offset		
<b>C3 II</b>	1.1i/1.4HDI/1.4VTi/1.6HDI/1.6VTi	e2*2007/46*0003*	S/S*****	12.09-12.16	6 J x 15	185/65R15	15195	<b>R1-1651</b>		65	108	4	23	40	<b>73,30</b>
<b>C3 II</b>	1.1i/1.4HDI/1.4VTi/1.6HDI/1.6VTi	e2*2007/46*0003*	S/S*****	12.09-12.16	6 J x 16	195/55R16	16136	<b>R1-1747</b>		65	108	4	23	30	<b>84,30</b>
<b>C3 III</b>	1.2-Puretech-68/82/110/1.6-BlueHDI-75/100	a partire da e2*2007/46*0003*44	S	01.17	6 J x 15	185/65R15 195/65R15	15195	<b>R1-1651</b>		65	108	4	23	40	<b>73,30</b>
<b>C3 III</b>	1.2-Puretech-68/82/110/1.6-BlueHDI-75/100	a partire da e2*2007/46*0003*44	S	01.17	6 ½ J x 15	185/65R15 195/65R15	15261	<b>R1-1889</b>		65	108	4	20	40	<b>76,90</b>
<b>C3 Aircross</b>	1.2/1.6HDI	e4*2007/46*1241*	2	10.17	6 ½ J x 15	195/65R15	15261	<b>R1-1889</b>		65	108	4	20	40	<b>76,90</b>
<b>C3 Aircross</b>	1.2/1.6HDI	e4*2007/46*1241*	2	10.17	6 ½ J x 16	195/60R16 205/60R16	16189	<b>R1-1890</b>		65	108	4	20	30	<b>82,40</b>
<b>C3 Picasso</b>	1.2-THP110/1.4-VTi-95/1.6-HDi-90/100	e2*2001/116*0371*, e24*2007/46*0029*	SH/SH****/SH8FN	10.08-09.17	6 J x 15	195/60R15	15195	<b>R1-1651</b>		65	108	4	23	40	<b>73,30</b>
<b>C3 Picasso</b>	1.4-VTi-95/1.6-HDi-90/1.6HDI-110/1.6-VTi-120	e2*2001/116*0371*, e24*2007/46*0029*	SH/SH****/SH8FN	10.08-09.17	6 J x 16	195/55R16	16136	<b>R1-1747</b>		65	108	4	23	30	<b>84,30</b>
<b>C4/C4-Coupé</b>	1.4i-16V/1.6i-16V/1.6HDI/2.0i-16V/Coupé 1.4i-16V/1.6i-16V/1.6HDI	e2*2001/116*0302*	L/L*****	11.04-10.10	6 J x 15	195/65R15	15101	<b>R1-1372</b>		65	108	4	27	40	<b>73,10</b>
<b>C4/C4-Coupé</b>	1.4i-16V/1.6i-16V/1.6HDI/2.0i-16V/2.0HDI	e2*2001/116*0302*	L/L*****	11.04-10.10	6 ½ J x 16	205/55R16 215/55R16	16075	<b>R1-1589</b>		65	108	4	26	30	<b>87,80</b>
<b>C4</b>	HDI 90/100/110/115/120(1.6D)/THP100(1.2)/VTi82(1.2)/VTi95(1.4)/VTi120(1.6i)/VTi120LPG <i>Alcune versioni montano solo 17"</i>	e2*2007/46*0040*, e24*2007/46*0027*	N/N*5FL	11.10	6 ½ J x 15	195/65R15	15207	<b>R1-1700</b>		65	108	4	27	40	<b>74,40</b>
<b>C4</b>	HDI 90/110 1.6D/HDi 110 1.6D/HDi 150 2.0D/ Vti 95 1.4i/VTi 120 1.6i/THP 150 1.6i <i>Alcune versioni montano solo 17"</i>	e2*2007/46*0040*, e24*2007/46*0027*	N/N*5FL	11.10	7 J x 16	205/55R16	16137	<b>R1-1758</b>		65	108	4	32	30	<b>87,20</b>
<b>C4 Aircross</b>	1.6/1.6HDI/1.8HDI/2WD/4WD	e2*2007/6*0117*	B	05.12	6 ½ J x 16	215/70R16	16141	<b>R1-1880</b>		67	114,3	5	38	30	<b>97,10</b>
<b>C4 Cactus</b>	PureTech75/82/110/eHDI92/HDi100	e2*2007/46*0440*	0	09.14	6 ½ J x 15	195/65R15	15261	<b>R1-1889</b>		65	108	4	20	40	<b>76,90</b>
<b>C4 Cactus</b>	PureTech75/82/110/eHDI92/HDi100	e2*2007/46*0440*	0	09.14	6 ½ J x 16	205/55R16	16189	<b>R1-1890</b>		65	108	4	20	30	<b>82,40</b>
<b>C4 Picasso/ Grand Picasso</b>	1.6HDI/1.6i-16V/1.8-16V/2.0-16V/2.0HDI	e2*2001/116*0345*	U*****	10.06-06.13	6 ½ J x 16	215/55R16	16089	<b>R1-1663</b>		65	108	4	26	25	<b>86,10</b>
<b>C4 Picasso/ Grand Picasso</b>	1.6D-HDi90/1.6D-HDi115/1.6-VTi120/1.6-THP155/ 1.6-THP165	e2*2007/46*0356*	3	07.13	6 ½ J x 16	205/60R16	16190	<b>R1-1887</b>		65	108	5	47	30	<b>81,10</b>
<b>C5 Limousine</b>	1.8i-16V/2.0i-16V/2.0HDI/2.0HPI/2.2HDI	e2*98/14*0215*, -/216*, -/217*, -/219*, -/220*, -/221*, -/249*	D*6FZ/RFN/RHZ/ RLZ/RHY/RHS/4HX	04.01-10.04	6 J x 15	195/65R15	15180	<b>R1-1087</b>		65	108	4	18	40	<b>84,30</b>
<b>C5 Break</b>	1.8i-16V/2.0i-16V/2.0HDI/2.0HPI/2.2HDI	e2*98/14*0215*, -/216*, -/217*, -/219*, -/220*, -/221*, -/249*	D*6FZ/RFN/RHZ/ RLZ/RHY/RHS/4HX	04.01-10.04	6 J x 15	195/65R15 205/65R15	15180	<b>R1-1087</b>		65	108	4	18	40	<b>84,30</b>
<b>C5/C5 Break</b>	1.6HDI/1.8i-16V/2.0i-16V/2.0HDI/2.2HDI/3.0-V6	e2*2001/116*0303* fino a -/0308*, -/315*, -/334*, -/335*, -/347*, -/348*, -/353*, -/354*	R*6FZ/RFJ/9HZ/ RHL/RHR/4HX/ XFU/6FY/9HY/ 4HT/4HP/4HR/4HS	11.04-04.08	6 ½ J x 16	215/55R16	16075	<b>R1-1589</b>		65	108	4	26	30	<b>87,80</b>
<b>C5/C5 Tourer</b>	1.6-16V/1.6HDI/1.8-16V/2.0-16V/2.0HDI	e2*2001/116*0360*	R/R*****	05.08	7 J x 16	215/60R16 225/60R16	16121	<b>R1-1733</b>		65	108	5	32	30	<b>88,60</b>
<b>C5 Aircross</b>	1.2/1.5HDI/1.6	e2*2007/46*0642*	A	12.18	7 J x 17	215/65R17	17025	<b>R1-1996</b>	N	65	108	5	42	25	<b>100,40</b>



<b>C8</b>	2.0HDi/2.0i-16V/2.2HDi/2.2i-16V <i>Ammassa solo su vetture che montano la ruota acciaio di serie</i>	e2*98/14*0254*	E/E*****	09.02	6 ½ J x 15	205/65R15	215/65R15		15152	<b>R1-1456</b>	58	98	5	27	40	<b>90,80</b>	
<b>C8</b>	2.0i-16V/2.2i-16V/3.0i-V6	e2*98/14*0254*	E	06.04	7 J x 16	215/60R16			16050	<b>R1-1470</b>	58	98	5	27	30	<b>106,30</b>	
<b>C-Crosser</b>	2.2HDi/2.4i	e2*2001/116*0358*	V/V*****	07.07-06.13	6 ½ JJ x 16	215/70R16			16132	<b>R1-1753</b>	67	114,3	5	38	30	<b>104,80</b>	
<b>C-Elysee</b>	1.2VTi/1.6HDi/1.6VTi	e2*2007/46*0225*	D	12.12	6 J x 15	185/65R15			15195	<b>R1-1651</b>	65	108	4	23	40	<b>73,30</b>	
<b>DS3</b>	1.4HDi/1.4VTi/1.6VTi/1.6HDi <i>Alcune versioni montano solo 16" o 17"</i>	e2*2007/46*0003*	S/S*****	03.10	6 J x 15	185/65R15			15195	<b>R1-1651</b>	65	108	4	23	40	<b>73,30</b>	
<b>DS3/Cabrio</b>	1.4HDi/1.4VTi/1.6VTi/1.6HDi <i>Alcune versioni montano solo 15" o 17"</i>	e2*2007/46*0003*, e24*2007/46*0028*	S/S*****/S*8FN	03.10	6 J x 16	195/55R16			16152	<b>R1-1781</b>	65	108	4	23	30	<b>86,10</b>	
<b>DS3 Crossback</b>	1.2-PureTech-100/130/155/1.5-BlueHDi-100/130			12.18	6 ½ J x 16				16273	<b>R1-2059</b>	N	65	108	4	32	30	<b>82,40</b>
<b>DS4</b>	HDi110(1.6D) e-HDi (1.6D) HDi165 (2.0D) VTi120 (1.6) THP 155 (1.6)	e2*2007/46*0040*	N	05.11	6 ½ J x 15	195/65R15			15207	<b>R1-1700</b>	65	108	4	27	40	<b>74,40</b>	
<b>DS4</b>	HDi110(1.6D) e-HDi (1.6D) HDi165 (2.0D) VTi120 (1.6) THP 155 (1.6)	e2*2007/46*0040*	N	05.11	7 J x 16	215/60R16			16137	<b>R1-1758</b>	65	108	4	32	30	<b>87,20</b>	
<b>DS7 Crossback</b>	Pure Tech 225/Blue HDi 130/180	e2*2007/46*0601*	J	02.18	7 J x 17	195/55R17			17029	<b>R1-2040</b>	65,1	108	5	44	25	<b>info</b>	
<b>Jumpy II Kombi (Facelift)</b>	2.0i/2.0HDi	e2*2001/116*0187*	B/B*****	01.04-01.07	6 ½ J x 15	205/65R15			15198	<b>R1-1643</b>	58	98	5	31	40	<b>91,50</b>	
<b>Jumpy III Kombi</b>	HDi-90/HDi-120/HDi-135/HDi-160/2.0i-16V/L1/L2	e2*2001/116*0350*, e2*2007*0045"	X/X*****	02.07-05.16	7 J x 16	215/60R16			16098	<b>R1-1675</b>	65	108	5	42	30	<b>98,00</b>	
<b>Jumpy IV Spacetourer</b>	1.6-HDi95/HDi115/2.0-HDi150/HDi180	e2*2007/46*0530*	V	06.16	7 J x 16	215/65R16			16237	<b>R1-1980</b>	65	108	5	46	30	<b>85,20</b>	
<b>Jumper Kombi</b>	1.9TD/2.0/2.5D/2.5TD/2.8HDi/4x4	G712/G713,G714,G831,e3*96/27*0027*	23/230/230L/230D/230P	03.94-03.02	6 J x 15	195/70R15	205/70R15	215/70R15	15281	<b>R1-1941</b>	71,1	118	5	68	40	<b>95,10</b>	
<b>Jumper Kombi</b>	2.0HDi29C/2.2HDi29C/33M/33MH/2.0HDi33M/33MH/4x4	e3*98/14*0104*	Z	04.02-06.06	6 J x 15	195/70R15	205/70R15		15281	<b>R1-1941</b>	71,1	118	5	68	40	<b>95,10</b>	
<b>Jumper II Kombi/Minibus</b>	2.2HDi-100/110/120/130/150/3.0HDi-160/180	fino a e3*2001/116*0234*10, fino a e2*2007/46*0046*06	Y	07.06-03.14	6 J x 15	205/70R15	215/70R15	225/70R15	15281	<b>R1-1941</b>	71,1	118	5	68	40	<b>95,10</b>	
<b>Jumper II Kombi/Minibus</b>	2.0HDi-120/3.0HDi-160	fino a e3*2001/116*0234*10, fino a e2*2007/46*0046*06	Y	07.06-03.14	6 J x 16	215/75R16	225/75R16		16094	<b>R1-1636</b>	78,1	130	5	68	30	<b>117,00</b>	
<b>Nemo Kombi</b>	1.3HDi-75/1.4i/1.4HDi	e3*2001/116*0273*, e3*2007/46*0013*	A	03.08	6 J x 15	185/65R15			15211	<b>R1-1681</b>	58	98	4	44	40	<b>75,70</b>	
<b>Saxo</b>	1.1i-X/SX/1.4i-SX/1.5DX/SX	e2*93/81*0030*, -/33*, -/34*, -/37* fino a -/40*, -/42*, -/44*, -/46*, -/194*, e2*98/14*0030*, fino a -/34*, -/37*, -/38*, -/194*, -/207*, -/208*	S	04.96-10.03	5,00 B x 13	155/70R13	165/70R13		13023	<b>R1-933</b>	65	108	4	20	54	<b>69,70</b>	
<b>Xsara Picasso</b>	1.6i-16V/1.8i-16V/2.0i-16V/2.0HDi	e2*98/14*0153*	C*****	02.00-09.06	6 J x 15	185/65R15			15085	<b>R1-1369</b>	65	108	4	18	40	<b>82,10</b>	
<b>Xsara/Xsara Break</b>	1.4i/1.4D/1.6i/1.8i-16V/1.9D/2.0i/2.0HDi/ Coupé 1.4i/1.6i-16V/2.0i-16V/2.0HDi	e2*98/14*0115*, -/128*, -/189*, -/232* -/233*, -/234*, -/236*, -/108*, -/109*, -/110*, e2*2001/116*0268*	N	10.00-10.04	6 J x 15	195/55R15			15180	<b>R1-1087</b>	65	108	4	18	40	<b>84,30</b>	
<b>ZX/ZX Break</b>	1.4i-X/1.9DX/Tonic	F834, e2*93/81*0074*, -/75*, -/82*	N2	03.91-04.98	5,00 B x 13	165/70R13			13083	<b>R1-1300</b>	65	108	4	28	63	<b>68,70</b>	

Modello	Motorizzazioni	Omologazione del veicolo	Codice progetto	Anno di produzione	Misura ruota	Misura pneumatico			Disegno MWD	Disegno MW Aftermarket	Osservazioni	Dati tecnici				Pezzi per paletta	Prezzo EUR senza IVA
												Foro centrale	Interasse fori	Fori attacco	Offset		
<b>Berlingo I</b>	600 1.1i/1.4i/1.8D/1.9D/2.0HDI/800 1.4i/1.9D	H419	M4	09.96-03.03	5 ½ J x 14	165/70R14	175/65R14		14073	<b>R1-1278</b>		65	108	4	24	54	<b>79,60</b>
<b>Berlingo I</b>	600 Niveau 1.1i/1.4i/1.9D/800 Niveau 1.4i/1.9D/2.0HDi	L080, L159, L161	M59/M59GN/M59GL	04.03-06.08	5 ½ J x 14	175/65R14			14073	<b>R1-1278</b>		65	108	4	24	54	<b>79,60</b>
<b>Berlingo II</b>	1.6HDI/1.6-16V	N129	B9	07.08	6 ½ J x 15	195/65R15	195/70R15		15213	<b>R1-1735</b>		65	108	4	27	40	<b>86,70</b>
<b>Berlingo III</b>	1.5HDI		E	09.18	6 ½ J x 15	195/65R15			15302	<b>R1-2056</b>		65	108	5	42	40	<b>74,00</b>
<b>Berlingo III</b>	1.5HDI	e2*2007/46*0625*	E	09.18	6 ½ J x 16	205/60R16	215/65R16		16190	<b>R1-1887</b>		65	108	5	47	30	<b>81,10</b>
<b>Jumper II</b>	2.2HDI-100/110/120/130/150/3.0HDI-160/180	L773, L774, L939, fino a e3*2007/46*0046*06	250/250D/250L/Y	06.06-03.14	6 J x 15	205/70R15	215/70R15	225/70R15	15200	<b>R1-1635</b>		71,1	118	5	68	40	<b>97,70</b>
<b>Jumper II</b>	2.2HDI-120/3.0HDI-160	L773, L774, L939, fino a e3*2007/46*0046*06	250/250D/250L/Y	06.06-03.14	6 J x 16	215/75R16	225/70R16		16094	<b>R1-1636</b>		78,1	130	5	68	30	<b>117,00</b>
<b>Jumper III</b>	HDI110/130/150/180 <i>Finestre ovali</i>	a partire da e3*2001/116*0234*12, a partire da e3*2007/46*0046*10, a partire da e2*2007/46*0252*03, a partire da e2*2007/46*0254*04	Y/YB/YC	04.14	6 J x 15	215/70R15	225/70R15		15273	<b>R1-1908</b>		71,1	118	5	68	40	<b>95,10</b>
<b>Jumper III</b>	HDI110/130/150/180 <i>Finestre tonde</i>	a partire da e3*2001/116*0234*12, a partire da e3*2007/46*0046*10, a partire da e2*2007/46*0252*03, a partire da e2*2007/46*0254*04	Y/YB/YC	04.14	6 J x 15	215/70R15	225/70R15		15281	<b>R1-1941</b>		71,1	118	5	68	40	<b>95,10</b>
<b>Jumper III</b>	HDI130/165 <i>Ruota nera - portata max. kg 1.100</i>	e3*2007/46*0046*, e3*2001/116*0234*	Y	04.14	6 J x 16	225/75R16			16208	<b>R1-1909</b>		71,1	118	5	68	30	<b>117,00</b>
<b>Jumper III</b>	HDI130/150/180	a partire da e3*2001/116*0234*12, a partire da e2*2007/46*0256*04, a partire da e3*2007/46*0046*10, a partire da e2*2007/46*0051*08	Y/YD	04.14	6 J x 16	215/75R16	225/75R16		16209	<b>R1-1910</b>		78,1	130	5	68	30	<b>117,00</b>
<b>Jumpy II (Facelift)</b>	2.0HDI	H173	U64	01.04-01.07	6 ½ J x 15	195/65R15	205/65R15		15198	<b>R1-1643</b>		58	98	5	31	40	<b>91,50</b>
<b>Jumpy III Kasten</b>	HDI-90/HDI-120/L1H1/L2H1	L863	G9	02.07-05.16	6 ½ J x 15	215/65R15			15201	<b>R1-1664</b>		65	108	5	38	40	<b>91,60</b>
<b>Jumpy III Kasten</b>	Hdi-90/Hdi-120/Hdi-135-FAP/2.0i-16V/L1H1/L2H1/L2H2	L863	G9	02.07-05.16	7 J x 16	215/60R16			16098	<b>R1-1675</b>		65	108	5	42	30	<b>98,00</b>
<b>Jumpy IV</b>	1.6-HDI95/HDI115/2.0-HDI120/HDI150/HDI180	e2*2007/46*0531*	V	06.16	7 J x 16	215/65R16			16237	<b>R1-1980</b>		65	108	5	46	30	<b>85,20</b>
<b>Jumpy III Space Tourer</b>	1.6-HDI95/2.0-Hdi180	e2*2007/46*0530*	V	06.16	7 J x 17	215/60R17	225/55R17		17035	<b>R1-2046</b>		65	108	5	46	25	<b>106,20</b>
<b>Jumpy III Dispatch</b>	1.6-HDI95/2.0-Hdi180	e2*2007/46*0531*	V	06.16	7 J x 17	215/55R17	215/60R17	225/55R17	17035	<b>R1-2046</b>		65	108	5	46	25	<b>106,20</b>
<b>Nemo Kastenwagen</b>	1.3HDI-75/1.4i/1.4HDI <i>Alcune versioni montano solo 15" - grigia</i>	N130, e3*2007/46*0013*	225L/A	03.08	5 ½ J x 14	175/70R14			14179	<b>R1-1679</b>		58	98	4	44	54	<b>61,90</b>
<b>Nemo Kastenwagen</b>	1.3HDI-75/1.4i/1.4HDI <i>Alcune versioni montano solo 15"</i>	N130, e3*2007/46*0013*	225L/A	03.08	5 ½ J x 14	175/70R14			14208	<b>R1-1683</b>		58	98	4	44	54	<b>59,50</b>
<b>Nemo Kastenwagen</b>	1.3HDI-75/1.4i/1.4HDI	N130, e3*2007/46*0013*	225L/A	03.08	6 J x 15	185/65R15			15211	<b>R1-1681</b>		58	98	4	44	40	<b>75,70</b>



R1-1684



R1-1724



R1-1779



R1-1844



R1-1845



R1-1873

Modello	Motorizzazioni	Omologazione del veicolo	Codice progetto	Anno di produzione	Misura ruota	Misura pneumatico	Disegno MWD	Disegno MW Aftermarket	Osservazioni	Dati tecnici				Pezzi per palette	Prezzo EUR senza IVA
										Foro centrale	Interasse fori	Fori attacco	Offset		
<b>Dokker/Express/Stepway</b>	1.2TCe115/1.6MPI/1.5dCi75/1.5dCi90 <i>Alcune versioni di 84kW montano solo 6Jx15 off-set50</i>	e1*2001/116*0314*, e2*2007/46*0030*	SD	01.13	6 J x 15	185/65R15	15249	<b>R1-1845</b>		60	100	4	40	40	<b>84,20</b>
<b>Dokker/Express</b>	1.2TCe115 <i>Alcune versioni montano solo 6Jx15 off-set40</i>	e2*2007/46*0030*	SD	01.13	6 J x 15	185/65R15	15205	<b>R1-1684</b>		60	100	4	50	40	<b>82,00</b>
<b>Duster</b>	1.2TCe-125/1.5dCi-85/1.5dCi-90/1.5dCi-110/1.6-16V/1.6-16V-LPG/4x2/1.5dCi-100/1.6-16V/4x4	e2*2001/116*0314*, e2*2007/46*0030*, e2*2001/116*0323*	SD/SR	04.10-01.18	6 ½ J x 16	215/65R16	16145	<b>R1-1779</b>		66	114,3	5	50	30	<b>87,90</b>
<b>Duster</b>	1.2TCe-125/1.5dCi-90/1.5dCi-110/1.6SCe-115/4x2/1.2TCe-125/1.5dCi-110/4x4	a partire da e2*2001/116*0323*43	SR	02.18	6 ½ J x 16	215/65R16	16145	<b>R1-1779</b>		66	114,3	5	50	30	<b>87,90</b>
<b>Lodgy</b>	1.2TCe/1.5dCi/1.6MPI	e2*2001/116*0314*, e2*2007/46*0030*	SD	04.12	5 ½ J x 14	185/70R14	14193	<b>R1-1844</b>		60	100	4	40	54	<b>73,90</b>
<b>Lodgy/Stepway</b>	1.2TCe/1.5dCi/1.6MPI <i>Per Stepway alcune versioni montano solo 16"</i>	e2*2001/116*0314*	SD	04.12	6 J x 15	185/65R15	15249	<b>R1-1845</b>		60	100	4	40	40	<b>84,20</b>
<b>Logan/MCV/Sandero/Stepway</b>	1.2-16V/1.4MPI/1.4MPI-LPG/1.5dCi/1.6MPI/Stepway 1.5dCi/1.6MPI/Stepway 1.ddCi/1.6MPI	fino a e2*2001/116*0314*57 (*63), -/323*, fino a e2*2007/46*0030*19	SD/SR	07.05-12.12	6 J x 15	185/65R15	15221	<b>R1-1724</b>		60	100	4	43	40	<b>85,80</b>
<b>Logan/MCV/Sandero</b>	1.2-16V/1.4MPI/1.4MPI-LPG/1.5dCi/1.6MPI	fino a e2*2001/116*0314*57 (*63), -/323*, fino a e2*2007/46*0030*19	SD/SR	07.05-12.12	6 J x 15	185/65R15	15205	<b>R1-1684</b>		60	100	4	50	40	<b>82,00</b>
<b>Logan Express/Pick Up</b>	1.4MPI/1.5dCi/1.6MPI	N386	FSD/USD	01.09-12.12	6 J x 15	185/65R15	15205	<b>R1-1684</b>		60	100	4	50	40	<b>82,00</b>
<b>Logan II/MCV II/Sandero II</b>	0.9-Tce90/1.2-16V/1.5D-dCi75/dCi90	a partire da e2*2001/116*0314*58 (*64), a partire da e2*2007/46*0030*20, a partire da e1*2001/116*0323*42	SD/SR	01.13	6 J x 15	185/65R15	15258	<b>R1-1873</b>		60	100	4	40	40	<b>75,80</b>
<b>Sandero Stepway</b>	1.5dCi/1.6MPI	a partire da e2*2001/116*0314*29 fino a *44	SD	06.09-12.12	6 J x 15	185/65R15	15205	<b>R1-1684</b>		60	100	4	50	40	<b>82,00</b>





R1-1607



R1-1757

Modello	Motorizzazioni	Omologazione del veicolo	Codice progetto	Anno di produzione	Misura ruota	Misura pneumatico	Disegno MWD	Disegno MW Aftermarket	Osservazioni	Dati tecnici				Pezzi per palette	Prezzo EUR senza IVA
										Foro centrale	Interasse fori	Fori attacco	Offset		
Charade	1.33VVT-i	e11*2001/116*0249*	XP9F(a)	06.11-01.13	5 ½ J x 15	185/60R15	15190	R1-1607		54	100	4	45	40	81,70
Materia	1.3i/1.5i/1.5Eco 4WD	e13*2001/116*0198*	M4	02.07-02.11	5 J x 14	175/65R14	14184	R1-1757		54	100	4	40	54	97,80
Sirion II	1.0/1.3/1.3S/1.3-4WD/1.3-ECO-4WD/1.5S	e13*2001/116*0147*, e13*2003/97*0147*	M3	01.05-01.13	5 J x 14	175/65R14	14184	R1-1757		54	100	4	40	54	97,80



R1-1830

Modello	Motorizzazioni	Omologazione del veicolo	Codice progetto	Anno di produzione	Misura ruota	Misura pneumatico			Disegno MWD	Disegno MW Aftermarket	Osservazioni	Dati tecnici				Pezzi per paletta	Prezzo EUR senza IVA
												Foro centrale	Interasse fori	Fori attacco	Offset		
Journey	2.0D/2.4/2.7	e11*2001/116*0145*	JC	01.08-12.11	6 1/2 J x 16	225/65R16			16170	<b>R1-1830</b>		71,5	127	5	40	30	<b>95,70</b>



R1-970



R1-1004



R1-1118



R1-1121



R1-1128



R1-1159



R1-1280



R1-1456



R1-1470



R1-1471



R1-1475



R1-1483



R1-1593



R1-1626



R1-1628



R1-1635



R1-1636



R1-1638



R1-1643



R1-1664



R1-1665



R1-1675



R1-1677



R1-1679



R1-1681



R1-1683



R1-1689



R1-1706



R1-1715



R1-1741



R1-1743



R1-1786



R1-1803



R1-1826



R1-1830



R1-1835



R1-1896



R1-1907



R1-1908



R1-1909



R1-1910



R1-1918



R1-1941



R1-1963



R1-1964





R1-2063

Modello	Motorizzazioni	Omologazione del veicolo	Codice progetto	Anno di produzione	Misura ruota	Misura pneumatico			Disegno MWD	Disegno MW Aftermarket	Osservazioni	Dati tecnici				Pezzi per paletta	Prezzo EUR senza IVA
												Foro centrale	Interasse fori	Fori attacco	Offset		
500/500C	0.9-8V/1.2-8V/1.3D-Multijet-16V/1.4-16V <i>Ruota nera. Disponibile anche grigia come R1-2063</i>	e3*2001/116*0261*, e3*2007/46*0064*	312	07.07	5 ½ J x 14	165/65R14	175/65R14		14176	R1-1689		58	98	4	35	54	60,80
500/500C	0.9-8V/1.2-8V/1.3D-Multijet-16V/1.4-16V <i>Ruota grigia. Disponibile nera come R1-1689</i>	e3*2001/116*0261*, e3*2007/46*0064*	312	07.07	5 ½ J x 14	165/65R14	175/65R14		14210	R1-2063	N	58	98	4	35	54	60,80
500/500C	1.4-16V	fino a e3*2001/116*0261*09, e3*2007/46*0064*	312	07.07	6 J x 15	185/55R15			15159	R1-1475		58	98	4	40	40	80,90
500L	0.9TwinAir/1.3-16V Multijet/1.4-16V <i>Alcune versioni montano solo 16"</i>	e3*2001/116*0217*	199	10.12	6 J x 15	195/65R15			15233	R1-1743		58	98	5	39	40	74,10
500L/Living/Trekking	0.9CNG/0.9TwinAir/1.3-16V Multijet/1.6-16V Mutijet	e3*2001/116*0217*	199	10.12	6 J x 16	195/60R16	205/55R16		16172	R1-1835		58	98	5	36,5	30	87,40
500L/Living/Trekking	1.3D-Multijet/1.4/1.4LPG/1.6D-Multijet <i>Solo 88 kW</i>	e3*2001/116*0217*	199	10.12	6 J x 16	205/55R16			16204	R1-1907		58	98	5	36,5	30	87,40
500X	City-Look/1.3D-Multijet/1.4MultiAir/1.6E-tor-Q/1.6Multijet/4x2/Off-Road-Look/1.4Multi-Air/2.0Multijet/4x4	e3*2007/46*0318*	334	01.15	6 ½ J x 16	215/60R16			16213	R1-1918		65	110	5	40	30	87,40
Bravo	1.4-16V/1.4T-JET-16V/1.9D-Multijet-8V/ 1.9D-Multijet-16V/2.0D-Multijet-16V	e3*2001/116*0248*, e3*2001/116*0288"	198	04.07-07.14	6 J x 15	195/65R15			15039	R1-1118		58	98	4	31,5	40	83,10
Bravo	1.4-16V/1.4T-JET-16V/1.9D-Multijet-8V/ 1.9D-Multijet-16V/2.0D-Multijet-16V	e3*2001/116*0248*, e3*2001/116*0288"	198	04.07-07.14	7 J x 16	205/55R16			16109	R1-1677		58	98	4	31	30	97,40
Cinquecento	0.9i/1.1i <i>Ruota grigia</i>	G108, e3*96/27*0023*	170	05.95-03.98	4,50 B x 13	145/70R13	155/65R13		13099	R1-1004		58	98	4	36,5	63	57,70
Croma	1.8-16V/1.9D-Multijet-8V/1.9D-Multijet-16V/ 2.2-16V/2.4D-Multijet-20V	e3*2001/116*0210*	194	08.05-11.07	6 ½ J x 16	205/55R16	215/55R16		16045	R1-1483		65	110	5	41	30	89,30
Croma (Facelift)	1.8-16V/1.9D-Multijet-8V/1.9D-Multijet-16V/ 2.2-16V/2.4D-Multijet-20V	a partire da e3*2001/116*0210*05	194	12.07-12.10	6 ½ J x 16	205/55R16	215/55R16		16123	R1-1715		65	110	5	36	30	90,90
Doblò	1.3D-Multijet-16V/1.4-8V/1.9D-Multijet-8V	a partire da e3*98/14*0071*06	223	10.05-01.10	5 ½ J x 14	175/70R14			14169	R1-1628		58	98	4	32	54	65,60
Doblò	1.3D-Multijet-16V/1.4-8V/1.9D-Multijet-8V	a partire da e3*98/14*0071*06	223	10.05-01.10	5 ½ J x 15	185/65R15			15078	R1-1626		58	98	4	32	48	78,20
Doblò	1.3-16V-Multijet/1.4-16V/1.6-16V-Multijet/ 2.0-16V-Multijet	e3*2007/46*0002", -/07*	263	01.10	6 J x 16	195/60R16			16154	R1-1786		58	98	5	36,5	30	89,00
Doblò Light	1.3/1.4/1.6D/2.0D <i>Ruota grigia - Portata kg 1.150</i>	e3*2007/46*0002*	263	01.10	6 J x 15	185/65R15			15233	R1-1743		58	98	5	39	40	74,10
Doblò Heavy	1.3/1.4/1.6D/2.0D <i>Nero</i>	e3*2007/46*0002*	263	01.10	6 J x 15	185/65R15			15232	R1-1741		58	98	5	39	40	79,30
Ducato II Kombi/Bus	100 Multijet 2.2D(74kW) 120 Multijet 2.3D (88kW) 160 Multijet Power 3.0D (116kW)	fino a e3*2001/116*0232*14, fino a e3*2007/46*0044*08	250	06.06-03.14	6 J x 15	205/70R15	215/70R15	225/70R15	15200	R1-1635		71,1	118	5	68	40	97,70
Ducato II Kombi/Bus	120 Multijet 2,3D (88kW)/160 Multijet Power 3.0D (116kW)/3.0 Natural Power (100kW)	e3*2001/116*0232*, e3*2007/46*0044*	250	06.06-03.14	6 J x 16	215/75R16	225/75R16		16094	R1-1636		78,1	130	5	68	30	117,00
Ducato	100/115/120/130/150 Multijet/160/175/ 180 Multijet Power	e3*2001/116*0232*, e3*2007/46*0044*, L778	250	04.14	6 J x 16	215/75R16	225/75R16		16208	R1-1909		71,1	118	5	68	30	117,00
Ducato	120/130/150 Multijet/145/160/175/180 Multijet Power	fino a e3*2001/116*0232*14, fino a e3*2007/46*0044*08	250	04.14	6 J x 16	215/75R16	225/75R16		16209	R1-1910		78,1	130	5	68	30	117,00
Freemont	2.0-16V Multijet/3.6 Multijet	e11*2001/116*0145*	JC	11.11	6 ½ J x 16	225/65R16			16170	R1-1830		71,5	127	5	40	30	95,70

Modello	Motorizzazioni	Omologazione del veicolo	Codice progetto	Anno di produzione	Misura ruota	Misura pneumatico			Disegno MWD	Disegno MW Aftermarket	Osservazioni	Dati tecnici				Pezzi per paletta	Prezzo EUR senza IVA
												Foro centrale	Interasse fori	Fori attacco	Offset		
<b>Grande Punto/ Punto EVO</b>	1.2-8V/1.3D-Multijet-16V/1.4-8V/1.4-Starjet-16V/ 1.4-16V-Multiair/1.4-8V-Natural Power/ 1.6-16V-Multijet/1.9D-Multijet-8V	e3*2001/116*0217*, -/286*	199	10.05	6 J x 15	175/65R15	185/65R15		15185	<b>R1-1593</b>		56,5	100	4	43	40	<b>76,90</b>
<b>Idea</b>	1.2-16V/1.3D Multijet-16V/1.4-8V/1.4-16V	e3*2001/116*0153*	350	01.04-12.07	6 J x 14	185/65R14			14172	<b>R1-1638</b>		58	98	4	40	54	<b>68,10</b>
<b>Idea</b>	1.2-16V/1.3D-Multijet-16V/1.4-8V/1.4-16V/ 1.6D-Multijet-16V/1.9D-Multijet-8V	e3*2001/116*0153*	350	01.04-12.07	6 J x 15	195/60R15			15159	<b>R1-1475</b>		58	98	4	40	40	<b>80,90</b>
<b>Linea</b>	1.3D-Multijet/1.4-8V/1.4T-Jet-16V/1.6D-Multijet (silver)	e3*2001/116*0260*	323	07.07-10.10	6 J x 15	185/65R15	195/60R15		15211	<b>R1-1681</b>		58	98	4	44	40	<b>75,70</b>
<b>Multipia</b>	1.6-16V/1.6 Natural-Power/1.9D-Multijet-8V	e3*96/79*0042*, e3*98/14*D050*, e3*98/14*0042*, e3*98/14D0090*	186	01.99-12.07	6 J x 15	185/65R15			15039	<b>R1-1118</b>		58	98	4	31,5	40	<b>83,10</b>
<b>Panda/Classic</b>	1.1-8V/1.2-8V/1.2-8V-Natural Power/1.3D-Multijet-16V <i>Ruota nera - foro valvola spostato</i>	e3*2001/116*0151*, e3*2001/116*0287*	169	09.03-02.12	5,00 B x 13	155/80R13			13115	<b>R1-1471</b>		58	98	4	35	54	<b>56,40</b>
<b>Panda/Classic</b>	1.1-8V/1.2-8V/1.2-8V-Natural Power/1.3D-Multijet-16V <i>Ruota grigia</i>	e3*2001/116*0151*, e3*2001/116*0287*	169	09.03-02.12	5,00 B x 13	155/80R13			13120	<b>R1-1803</b>		58	98	4	35	54	<b>56,40</b>
<b>Panda/Classic</b>	1.1-8V/1.2-8V/1.2-8V-Natural Power/1.3D-Multijet-16V	e3*2001/116*0151*, e3*2001/116*0287*	169	09.03-02.12	5,00 B x 13	155/80R13			13109	<b>R1-1128</b>		58	98	4	35	54	<b>61,90</b>
<b>Panda/ Classic/4x4</b>	4x4/1.2-8V/1.3D-16V-Multijet/Cross/Climbin- g/4x2/1.4-16V	e3*2001/116*0151*	169	05.05-02.12	5 ½ J x 14	165/70R14	175/65R14	185/65R14	14119	<b>R1-1121</b>		58	98	4	35	54	<b>60,80</b>
<b>Panda</b>	0.9-8V/1.2-8V/1.3D-16V-Multijet <i>Ruota nera. Disponibile anche grigia come R1-2063</i>	e3*2007/46*0064*	312	03.12	5 ½ J x 14	165/65R14	165/70R14	175/65R14	14176	<b>R1-1689</b>		58	98	4	35	54	<b>60,80</b>
<b>Panda</b>	0.9-8V/1.2-8V/1.3D-16V-Multijet <i>Ruota grigia. Disponibile nera come R1-1689</i>	e3*2007/46*0064*	312	03.12	5 ½ J x 14	165/65R14	165/70R14	175/65R14	14210	<b>R1-2063</b>	N	58	98	4	35	54	<b>60,80</b>
<b>Panda/4x4</b>	0.9/1.3D-16V-Multijet	e3*2007/46*0064*	312	10.12	6 J x 15	175/65R15			15247	<b>R1-1826</b>		58	98	4	35	48	<b>77,50</b>
<b>Punto/Cabrio</b>	55S/60SX/Cabrio 1.2S	G488, G775, e3*96/27*0022*	176/176C	11.93-10.99	4,50 B x 13	155/70R13			13034	<b>R1-970</b>		58	98	4	35	63	<b>54,60</b>
<b>Punto</b>	1.2i-60/1.2i-8V	e3*98/14*0048*	188	11.99-08.05	5,00 B x 13	155/80R13			13109	<b>R1-1128</b>		58	98	4	35	54	<b>61,90</b>
<b>Punto</b>	1.2i-60/1.2i-80/1.2i-8V/1.2i-16V/1.3JTD-16V/1.4i-16V/ 1.9D-60/1.9TD-80/1.9JTD	e3*98/14*0048*	188	11.99-08.05	5 ½ J x 14	165/70R14	185/60R14		14119	<b>R1-1121</b>		58	98	4	35	54	<b>60,80</b>
<b>Qubo</b>	1.3D-16V-Multijet/1.4-8V/1.4-8V Natural-Power	e3*2001/116*0271*, e3*2007/46*0011*	225	02.08	6 J x 15	185/65R15			15211	<b>R1-1681</b>		58	98	4	44	40	<b>75,70</b>
<b>Scudo Kombi (Facelift)</b>	1.6i/1.9D/2.0i-16V/2.0JTD-8V/2.0JTD-16V	e2*2001/116*0162*, H261	220/220P	02.04-01.07	6 ½ J x 15	205/65R15			15198	<b>R1-1643</b>		58	98	5	31	40	<b>91,50</b>
<b>Scudo II Kombi</b>	90-Multijet (1.6D)/120-Multijet (2.0D)/ 140-Multijet (2.0D)/L1H1/L2H1	e2*2001/116*0351*, e2*2007/46*0056*	270	02.07-08.16	7 J x 16	215/60R16			16098	<b>R1-1675</b>		65	108	5	42	30	<b>98,00</b>
<b>Sedici</b>	1.6-16V/1.9D-Multijet-8V/2.0D-16V-Multijet/4x2/4x4	e4*2001/116*0106	FY	05.06-12.14	6 J x 15	195/65R15			15210	<b>R1-1706</b>		60	114,3	5	50	40	<b>78,20</b>
<b>Sedici</b>	1.6-16V/1.9D-Multijet-8V/2.0D-16V-Multijet/4x2/4x4	e4*2001/116*0106	FY	05.06-12.14	6 J x 16	205/60R16			16096	<b>R1-1665</b>		60	114,3	5	50	25	<b>86,30</b>
<b>Seicento</b>	0.9i/1.1i-8V <i>Ruota grigia</i>	e3*96/79*0036*, e3*98/14*0036*	187	04.98-06.07	5,00 B x 13	145/70R13	155/65R13	155/70R13	13072	<b>R1-1280</b>		58	98	4	33	54	<b>57,50</b>
<b>Stilo/Stilo Multi Wagon</b>	1.2i-16V/1.4-16V/1.6i-16V/1.8i-16V/1.9D-Multijet 8V/ 1.9D-Multijet 16V	e3*98/14*0089*	192	11.01-05.08	6 ½ J x 15	195/65R15			15122	<b>R1-1159</b>		58	98	4	43	40	<b>71,90</b>
<b>Talento</b>	1.6 Multijet 95CV/125CV/145CV <i>Solo veicoli di categoria M1</i>	e2*2007/46*0496*	FIL	09.16	6 J x 16	215/65R16			16202	<b>R1-1896</b>		66	114,3	5	50	30	<b>94,90</b>
<b>Tipo</b>	1.3 Multijet/1.4T-Jet/1.4-16V/1.6 Multijet	e3*2007/46*0373*	356	06.16	6 J x 15	195/65R15			15288	<b>R1-1963</b>		58	98	5	38	40	<b>70,40</b>
<b>Tipo</b>	1.3 Multijet/1.4T-Jet/1.4-16V/1.6 Multijet	e3*2007/46*0373*	356	06.16	6 ½ J x 16	205/55R16			16228	<b>R1-1964</b>		58	98	5	39	30	<b>85,10</b>
<b>Ulysse</b>	2.0i-16V/2.0JTD/2.0D-Multijet-16V/2.2JTD <i>Ammissa solo su vetture che montano la ruota acciaio di serie</i>	e2*98/14*0255*	179	07.02-08.10	6 ½ J x 15	205/65R15	215/65R15		15152	<b>R1-1456</b>		58	98	5	27	40	<b>90,80</b>
<b>Ulysse</b>	2.2JTD	e2*98/14*0255*	179	06.04	7 J x 16	215/60R16			16050	<b>R1-1470</b>		58	98	5	27	30	<b>106,30</b>

Modello	Motorizzazioni	Omologazione del veicolo	Codice progetto	Anno di produzione	Misura ruota	Misura pneumatico			Disegno MWD	Disegno MW Aftermarket	Osservazioni	Dati tecnici				Pezzi per paletta	Prezzo EUR senza IVA
												Foro centrale	Interasse fori	Fori attacco	Offset		
<b>Doblò Cargo</b>	1.2/1.3JTD/1.3D-Multijet-16V/1.4-8V/1.6-16V/1.6 Natural-Power-16V/1.9D/1.9JTD/Bipower/1.9D-Multijet-8V (silver)	K750	223L	10.05-01.10	5 ½ J x 14	175/70R14	175/75R14		14169	<b>R1-1628</b>		58	98	4	32	54	<b>65,60</b>
<b>Doblò Cargo</b>	1.3JTD-16V Multijet/1.4i-8V/1.9JTD-8V Multijet (silver)	K750	223L	09.05-01.10	5 ½ J x 15	185/65R15			15078	<b>R1-1626</b>		58	98	4	32	48	<b>78,20</b>
<b>Doblò Cargo</b>	1.3-16V-Multijet/1.6-16V-Multijet <i>Ruota grigia - Portata kg 1.150</i>	e3*2007/46*0002*,-/07*	263	01.10	6 J x 15	195/65R15			15233	<b>R1-1743</b>		58	98	5	39	40	<b>74,10</b>
<b>Doblò Cargo</b>	1.3-16V-Multijet/1.6-16V-Multijet <i>Ruota nera</i>	e3*2007/46*0002*,-/07*	263	01.10	6 J x 15	185/65R15	195/65R15		15232	<b>R1-1741</b>		58	98	5	39	40	<b>79,30</b>
<b>Doblò Cargo/Maxi</b>	1.3-16V-Multijet/1.4-16V/1.6-16V-Multijet/2.0-16V-Multijet	e3*2007/46*0002*,-/07*	263	01.10	6 J x 16	195/60R16			16154	<b>R1-1786</b>		58	98	5	36,5	30	<b>89,00</b>
<b>Ducato II</b>	100 Multijet 2.2D(74kW) 120 Multijet 2.3D (88kW) 160 Multijet Power 3.0D (116kW)/3.0 Natural Power	L778, L779, L968, N413	250/250D/250L/250M	06.06-06.12	6 J x 15	205/70R15	215/70R15	225/70R15	15200	<b>R1-1635</b>		71,1	118	5	68	40	<b>97,70</b>
<b>Ducato II/Maxi</b>	120-Multijet(2,3D)/160-Multijet(3,0D)/Naturalpower (3,0CNG)	L778, L779, L968, N413	250/250D/250L/250M	06.06-06.12	6 J x 16	215/75R16	225/75R16		16094	<b>R1-1636</b>		78,1	130	5	68	30	<b>117,00</b>
<b>Ducato II/Maxi</b>	130-MJ(2.3D)/150-MJ(2.3D)/180-MJ(3.0D)/140-Natural Power (3.0CNG)	fino a e3*2007/46*0044*08, fino a e3*2007/46*0049*07	250	07.12-03.14	6 J x 16	215/75R16	225/75R16		16094	<b>R1-1636</b>		78,1	130	5	68	30	<b>117,00</b>
<b>Ducato II/Maxi (Facelift)</b>	Multijet 110/115/130/150/180 Power <i>Finestre ovali</i>	a partire da e3*2001/116*0232*16, a partire da e3*2007/46*0044*13, a partire da e3*2007/46*0049*10	250	04.14	6 J x 15	215/75R15	225/75R15		15273	<b>R1-1908</b>		71,1	118	5	68	40	<b>95,10</b>
<b>Ducato Mj. 2014</b>	Multijet 110/115/130/150/180 Power <i>Finestre tonde</i>	a partire da e3*2001/116*0232*16, a partire da e3*2007/46*0044*13, a partire da e3*2007/46*0049*10	250	04.14	6 J x 15	215/75R15	225/75R15		15281	<b>R1-1941</b>		71,1	118	5	68	40	<b>95,10</b>
<b>Ducato Mj. 2014 (Light)</b>	2.0 Multijet/2.3 Multijet/3.0 Multijet <i>Ruota nera - portata max. kg 1.100</i>	e3*2007/46*0044*	250	04.14	6 J x 16	215/75R16	225/75R16		16208	<b>R1-1909</b>		71,1	118	5	68	30	<b>117,00</b>
<b>Ducato II/Maxi (Facelift)</b>	Multijet 110/115/130/150/180 Power <i>Maxi heavy</i>	a partire da e3*2001/116*0232*16, a partire da e3*2007/46*0044*13, a partire da e3*2007/46*0049*10	250	04.14	6 J x 16	215/75R16	225/75R16		16209	<b>R1-1910</b>		78,1	130	5	68	30	<b>117,00</b>
<b>Fiorino</b>	1.3D-16V-Multijet/1.4-8V/1.4-8V Naturalpower <i>Alcune versioni montano solo 15" - grigia</i>	N157, e3*2007/46*0011*	225L/225	02.08	5 ½ J x 14	175/70R14			14179	<b>R1-1679</b>		58	98	4	44	54	<b>61,90</b>
<b>Fiorino</b>	1.3D-16V-Multijet/1.4-8V/1.4-8V Naturalpower <i>Alcune versioni montano solo 15"</i>	N157, e3*2007/46*0011*	225L/225	02.08	5 ½ J x 14	175/70R14			14208	<b>R1-1683</b>		58	98	4	44	54	<b>59,50</b>
<b>Fiorino</b>	1.3D-16V-Multijet/1.4-8V/1.4-8V Naturalpower	N157, e3*2007/46*0011*	225L/225	02.08	6 J x 15	185/65R15			15211	<b>R1-1681</b>		58	98	4	44	40	<b>75,70</b>
<b>Scudo (Facelift)</b>	1.9JTD/2.0JTD/2.0i-16V	H105	220L	02.04-12.06	6 ½ J x 15	195/65R15	205/65R15		15198	<b>R1-1643</b>		58	98	5	31	40	<b>91,50</b>
<b>Scudo II Kasten</b>	90-Multijet (1.6D)/120-Multijet (2.0D)/140-Multijet (2.0D)/L1H1/L2H1	L862	270L	01.07-08.16	6 ½ J x 15	215/65R15			15201	<b>R1-1664</b>		65	108	5	38	40	<b>91,60</b>
<b>Scudo II Kasten</b>	90-Multijet (1.6D)/120-Multijet (2.0D)/140-Multijet (2.0D)/L1H1/L2H1	L862	270L	01.07-08.16	7 J x 16	215/60R16			16098	<b>R1-1675</b>		65	108	5	42	30	<b>98,00</b>
<b>Talento</b>	1.6 Multijet 90CV/CV95/CV115/120CV/125CV/145CV <i>Solo veicoli di categoria N1</i>	e2*2007/46*0497*	FFL	09.16	6 J x 16	205/65R16	215/65R16		16202	<b>R1-1896</b>		66	114,3	5	50	30	<b>94,90</b>



R1-917



R1-921



R1-1021



R1-1076



R1-1218



R1-1330



R1-1338



R1-1410



R1-1421



R1-1464



R1-1475



R1-1522



R1-1552



R1-1557



R1-1587



immagine non disponibile

R1-1625



R1-1645



R1-1646



R1-1689



R1-1707



R1-1730



R1-1738



R1-1847



R1-1863



R1-1864



R1-1886



immagine non disponibile

R1-1922



R1-1923



R1-1924



R1-1925



R1-1940



R1-1948



R1-1973



R1-1974



R1-1983



R1-1988



R1-1989



R1-2008



R1-2009



R1-2038



immagine non disponibile

R1-2047



R1-2063



Modello	Motorizzazioni	Omologazione del veicolo	Codice progetto	Anno di produzione	Misura ruota	Misura pneumatico			Disegno MWD	Disegno MW Aftermarket	Osservazioni	Dati tecnici				Pezzi per paletta	Prezzo EUR senza IVA
												Foro centrale	Interasse fori	Fori attacco	Offset		
<b>B-Max</b>	1.0/1.4/1.4LPG/1.5TDCi/1.6TDCi/1.6Ti-VCT <i>Versione per TPMS</i>	e9*2007/46*0092*, e13*2007/46*1380*	JK8/JK8-LPG	07.12	6 J x 15	185/60R15	195/60R15		15248	<b>R1-1847</b>		63,3	108	4	37,5	40	<b>74,00</b>
<b>B-Max</b>	1.0/1.4/1.4LPG/1.5TDCi/1.6TDCi/1.6Ti-VCT <i>Versione per TPMS</i>	e9*2007/46*0092*, e13*2007/46*1380*	JK8/JK8-LPG	07.12-09.17	6 J x 15	185/60R15	195/60R15		15276	<b>R1-1922</b>	E	63,3	108	4	37,5	40	<b>74,00</b>
<b>C-Max</b>	1.6/1.6Ti-VCT/1.6-TDCi/1.8/2.0-TDCi	e13*2001/116*0109*	DM2	09.03-10.10	6 J x 15	195/65R15			15163	<b>R1-1522</b>		63,3	108	5	52,5	40	<b>74,00</b>
<b>C-Max</b>	1.6/1.6Ti-VCT/1.6-TDCi/1.8/1.8-TDCi/2.0/2.0-TDCi	e13*2001/116*0109*	DM2	09.03-10.10	6 ½ J x 16	205/55R16			16036	<b>R1-1557</b>		63,3	108	5	52,5	30	<b>90,90</b>
<b>C-Max</b>	1.6/1.6-TDCi/1.8/1.8-Flexfuel/2.0/2.0-TDCi/2.0-CNG/2.0-LPG	e13*2001/116*0109*, e13*2001/116*1000*, -/1018*	DM2/DM2-LPG/DM2-CNG	03.07-10.10	6 ½ J x 16	205/55R16			16115	<b>R1-1707</b>		63,3	108	5	50	30	<b>86,90</b>
<b>C-Max/Grand C-Max</b>	1.6SCTi/1.6TDCi/1.6LPG/2.0TDCi/2.0Energi	e13*2007/46*1103* -/1288* a partire da e13*KS07/46*1465*01	DXA/DXA-LPG/DXA-PHEV	11.10	6 ½ J x 16	205/55R16	215/55R16	215/60R16	16115	<b>R1-1707</b>		63,3	108	5	50	30	<b>86,90</b>
<b>EcoSport</b>	1.0-EcoBoost/1.5Ti-VCT/1.5-TDCi	fino a e9*2007/46*0092*17	JK8	06.14-01.18	6 J x 15	195/65R15			15259	<b>R1-1923</b>		63,3	108	4	37,5	40	<b>74,20</b>
<b>Eco Sport</b>	1.0-EcoBoost/1.5Ti-VCT/1.5-TDCi	fino a e9*2007/46*0092*17	JK8	06.14-01.18	6 J x 16	205/60R16			16205	<b>R1-1940</b>		63,3	108	4	37,5	30	<b>93,00</b>
<b>Eco Sport (Facelift)</b>	1.0-EcoBoost/1.5Ti-VCT/1.5-TDCi	a partire da e9*2007/46*0092*19	JK8	02.18	6 ½ J x 16	205/60R16			16253	<b>R1-2038</b>		63,3	108	4	37,5	30	<b>82,90</b>
<b>Escort/Orion</b>	1.3i/1.4i/1.6i/1.8i/1.8D/1.8TD	G146, F508, -/1, F509, -/1, F538, e11*93/81*0051* fino a -/55*, F538, E076, E076/1, E040, -/1, E041, -/1, E086, -/1, E087, -/1	AAL/ABL/AFL/ANL/ALL/ALF/AFF/GAL/GAF	10.90-10.98	5 J x 13	145 R 13	155 R 13	175/70R13	13055	<b>R1-921</b>		63,3	108	4	41	63	<b>70,80</b>
<b>Fiesta III</b>	1.1i/1.3i/1.4i/1.6XR2/1.8D/1.8-16V/1.8XR2	F108, F108/1, F109, F109/1, G007	GFJ	03.89-12.95	5 J x 13	145 R 13	155/70R13	165/65R13	13053	<b>R1-917</b>		63,3	108	4	36	54	<b>65,70</b>
<b>Fiesta IV/Courier Family</b>	1.25i-16V/1.3i/1.8D/Courier Family 1.3i/1.4i/1.8D	H371, e13*95/54*0008*, -/09*, -/13*, e13*93/81*0008*, -/09*, -/13*	JAS/JBS/J3S/J5S	01.96-01.02	5,00 B x 13	155/70R13	165/70R13		13054	<b>R1-1076</b>		63,3	108	4	43,5	54	<b>57,50</b>
<b>Fiesta IV</b>	1.25i-16V/1.3i/1.4-16V/1.6i-16V/1.8D/1.8Di	e13*93/81*0008*, -/09*, e13*93/81*0008*, -/09*	JAS/JBS	03.96-01.02	5 ½ J x 14	165/65R14	175/65R14	185/55R14	14141	<b>R1-1218</b>		63,3	108	4	43,5	54	<b>81,40</b>
<b>Fiesta V</b>	1.3i-8V/1.4i-16V/1.4-TDCi/1.6i-16V/1.6-TDCi	e1*98/14*0191*, e1*2001/116*0210*	JH1/JD3	02.02-09.08	5 ½ J x 14	175/65R14			14144	<b>R1-1464</b>		63,3	108	4	47,5	54	<b>62,40</b>
<b>Fiesta V/ST150</b>	1.3i-8V/1.4i-16V/1.4-TDCi/1.6i-16V/1.6-TDCi/ST150	e1*98/14*0191*, e1*2001/116*0210*	JH1/JD3	02.02-09.08	6 J x 15	185/55R15	195/50R15		15102	<b>R1-1338</b>		63,3	108	4	52,5	40	<b>74,20</b>
<b>Fiesta VI</b>	1.25/1.4/1.4LPG/1.6Ti-VCT/1.6-TDCi	fino a e9*2001/116*0069*10, fino a e13*2007/46*1058*08	JA8/JA8-LPG	10.08-12.12	5 ½ J x 14	175/65R14			14182	<b>R1-1738</b>		63,3	108	4	37,5	48	<b>64,90</b>
<b>Fiesta VI</b>	1.25/1.4/1.4LPG/1.6Ti-VCT/1.6-TDCi	fino a e9*2001/116*0069*10, fino a e13*2007/46*1058*08	JA8/JA8-LPG	10.08-12.12	6 J x 15	195/50R15	195/60R15		15217	<b>R1-1730</b>		63,3	108	4	47,5	40	<b>71,60</b>
<b>Fiesta VI (Facelift)</b>	1.0/1.25/1.4LPG/1.5TDCi/1.6Ti-VCT/1.6TDCi	a partire da e9*2001/116*0069*11, a partire da e13*2007/46*1058*09	JA8/JA8-LPG	01.13-05.17	5 ½ J x 14	175/65R14			14182	<b>R1-1738</b>		63,3	108	4	37,5	48	<b>64,90</b>
<b>Fiesta VI (Facelift)</b>	1.0/1.25/1.4LPG/1.5TDCi/1.6Ti-VCT/1.6TDCi	a partire da e9*2001/116*0069*11, a partire da e13*2007/46*1058*09	JA8/JA8-LPG	01.13-05.17	6 J x 15	195/50R15	195/55R15	195/60R15	15217	<b>R1-1730</b>		63,3	108	4	47,5	40	<b>71,60</b>
<b>Fiesta VII</b>	1.0/1.1/1.5TDCi	e9*2007/46*3142*	JHH	06.17	6 J x 15	195/60R15			15293	<b>R1-2008</b>		63,3	108	4	45	40	<b>67,40</b>
<b>Fiesta VII</b>	1.0/1.1/1.5TDCi	e9*2007/46*3142*	JHH	06.17	6 ½ J x 16	195/55R16			16246	<b>R1-2009</b>		63,3	108	4	47,5	30	<b>79,70</b>

Modello	Motorizzazioni	Omologazione del veicolo	Codice progetto	Anno di produzione	Misura ruota	Misura pneumatico			Disegno MWD	Disegno MW Aftermarket	Osservazioni	Dati tecnici				Pezzi per paletta	Prezzo EUR senza IVA
												Foro centrale	Interasse fori	Fori attacco	Offset		
<b>Focus</b>	1.4i/1.6i/1.8i/1.8TDDi/1.8Di/1.9TDI/2.0i	e13*97/27*0037*, -/38*, -/39*, -/40*, e13*98/14*0056*, -/57*, -/58*, e13*98/14D0056*, -/57*, -/58*	DAW/DBW/DFW/DNW/DAX/DBX/DNX	11.98-09.04	5 ½ J x 14	175/70R14	185/65R14		14106	<b>R1-1330</b>		63,3	108	4	47,5	54	<b>63,00</b>
<b>Focus</b>	1.4i/1.6i/1.8i/1.8TDDi/1.8Di/1.9TDI/2.0i	e13*97/27*0037*, -/38*, -/39*, -/40*, e13*98/14*0056*, -/57*, -/58*, e13*98/14D0056*, -/57*, -/58*	DAW/DBW/DFW/DNW/DAX/DBX/DNX	11.98-09.04	6 J x 15	195/55R15	195/60R15		15102	<b>R1-1338</b>		63,3	108	4	52,5	40	<b>74,20</b>
<b>Focus II</b>	1.4/1.6/1.6Ti-VCT/1.6-TDCi/1.8	e13*2001/116*0144*, -/157*	DA3/DB3	10.04-03.11	6 J x 15	195/65R15			15163	<b>R1-1522</b>		63,3	108	5	52,5	40	<b>74,00</b>
<b>Focus II/CC/ST220</b>	1.4/1.6/1.6Ti-VCT/1.6-TDCi/1.8/2.0/2.0-TDCi/ST220 Cabrio 1.6/2.0/2.0TDCi	e13*2001/116*0144*, -/157*	DA3/DB3	10.04-03.11	6 ½ J x 16	205/55R16			16036	<b>R1-1557</b>		63,3	108	5	52,5	30	<b>90,90</b>
<b>Focus II/CC/ST220</b>	1.4/1.6/1.6Ti-VCT/1.6-TDCi/1.8/2.0/2.0-TDCi/ST220 Cabrio 1.6/2.0/2.0TDCi	e13*2001/116*0144*, -/157*, -/999*, -/1017*	DA3/DB3/DA3-LPG/DA3-CNG	03.07-03.11	6 ½ J x 16	205/55R16			16115	<b>R1-1707</b>		63,3	108	5	50	30	<b>86,90</b>
<b>Focus III</b>	1.0-EcoBoost/1.6Ti-VCT/1.6-EcoBoost/1.6LPG/1.6TDCi/2.0TDCi/Focus electric	e13*2007/46*1138, -/1289*, -/1390*	DYB/DYB-LPG/DYB-BEV	04.11-08.18	6 ½ J x 16	205/55R16	215/55R16	215/60R16	16115	<b>R1-1707</b>		63,3	108	5	50	30	<b>86,90</b>
<b>Focus IV</b>	1.0/1.5-EcoBoost/1.5D/2.0D-EcoBlue	e13*2007/46*1911	DEH	09.18	6 ½ J x 16	195/65R16	205/60R16		16115	<b>R1-1707</b>		63,3	108	5	50	30	<b>86,90</b>
<b>Fusion</b>	1.25i/1.4i-16V/1.4TDCi/1.6/1.6-TDCi	e1*98/14*0194*25	JU2	08.02-06.12	5 ½ J x 14	185/60R14			14144	<b>R1-1464</b>		63,3	108	4	47,5	54	<b>62,40</b>
<b>Fusion</b>	1.25/1.4/1.4-TCDi/1.6/1.6-TDCi	e1*98/14*0194*25	JU2	08.02-06.12	6 J x 15	195/60R15			15102	<b>R1-1338</b>		63,3	108	4	52,5	40	<b>74,20</b>
<b>Galaxy</b>	1.9TDI/2.0i/2.3i-16V	e1*95/54*0024*14	WGR	09.95-03.01	6 J x 15	195/65R15	205/60R15		15128	<b>R1-1410</b>		57	112	5	55	30	<b>96,00</b>
<b>Galaxy II</b>	1.8TDCi/2.0/2.0-Flexfuel/2.0TDCi/2.0STCi/2.2TDCi/2.3	fino a e13*2001/116*0185*23	WA6	05.06-08.15	6 ½ J x 16	215/60R16			16084	<b>R1-1645</b>		63,3	108	5	50	30	<b>92,40</b>
<b>Galaxy III</b>	1.5/2.0EcoBoost/2.0EcoBoost/2.0TDCi/2.0TDCi Bi-Turbo/4WD	a partire da e13*2001/116*0185*24	WA6	09.15	7 ½ J x 17	235/55R17			17018	<b>R1-1948</b>		63,3	108	5	55	20	<b>97,00</b>
<b>KA</b>	1.3i-8V	e9*95/54*0019*	RBT	11.96-12.08	5,00 B x 13	155/70R13	165/65R13		13053	<b>R1-917</b>		63,3	108	4	36	54	<b>65,70</b>
<b>KA II</b>	1.2/1.3TDCi <i>Ruota nera. Disponibile anche grigia come R1-2063</i>	e3*2001/116*0280*	RU8	01.09-10.16	5 ½ J x 14	165/65R14	175/65R14		14176	<b>R1-1689</b>		58	98	4	35	54	<b>60,80</b>
<b>KA II</b>	1.2/1.3TDCi <i>Ruota grigia. Disponibile nera come R1-1689</i>	e3*2001/116*0280*	RU8	01.09-10.16	5 ½ J x 14	165/65R14	175/65R14		14210	<b>R1-2063</b>	N	58	98	4	35	54	<b>60,80</b>
<b>KA II</b>	1.2/1.3TDCi	e3*2001/116*0280*	RU8	01.09-10.16	6 J x 15	195/50R15			15159	<b>R1-1475</b>		58	98	4	40	40	<b>80,90</b>
<b>Ka+</b>	1.2Ti-VCT	e3*2007/46*1637*	KAF	11.16	5 ½ J x 14	165/70R14			14204	<b>R1-1988</b>		63,3	108	4	37,5	54	<b>63,10</b>
<b>Ka+</b>	1.2Ti-VCT	e3*2007/46*1637*	KAF	11.16	6 J x 15	195/55R15			15292	<b>R1-1989</b>		63,3	108	4	47,5	40	<b>69,70</b>
<b>Kuga</b>	2.0TDCi/2.5/4x4/2.0TDCi/4x2	fino a e13*2001/116*0109*31	DM2	06.08-03.13	6 ½ J x 16	235/60R16			16115	<b>R1-1707</b>		63,3	108	5	50	30	<b>86,90</b>
<b>Kuga II</b>	1.6/2.0TDCi/2x4/1.6/2.0TDCi/2.5/4x4	a partire da e13*2001/116*0109*31 fino a *39	DM2	04.13	6 ½ J x 16	215/65R16	235/60R16		16186	<b>R1-1886</b>		63,3	108	5	50	30	<b>85,30</b>
<b>Kuga II</b>	1.6/2.0TDCi/2x4/1.6/2.0TDCi/2.5/4x4	a partire da e13*2001/116*0109*31	DM2	04.13	7 ½ J x 17	235/55R17			17023	<b>R1-1983</b>		63,3	108	5	52,5	25	<b>96,90</b>

<b>Mondeo/ST200</b>	1.8i/2.5iV6-24V/2.0i 4x4/ST200	G274, H028, G387, e1*95/54*0045*, -/46*, -/47*, e1*98/14*0124*, -/125*, -/126*	GBP/GBP4/BAP/BFP/BNP/BAW/BFW/BNW	03.93-11.00	6 J x 15	195/55R15	195/60R15	205/55R15	15030	<b>R1-1021</b>	63,3	108	4	49,5	88	<b>96,90</b>
<b>Mondeo (Facelift)/ST220</b>	1.8i/2.0i/2.0-DI/2.0-TDCi/2.5iV6-24V/ST220-3.0iV6-24V/2.0-TDDi/2.0-TDCi	e1*98/14*0154*, -/155*, -/156*	B4Y/B5Y/BWY	12.00-04.07	6 ½ J x 16	205/55R16			16036	<b>R1-1557</b>	63,3	108	5	52,5	30	<b>90,90</b>
<b>Mondeo</b>	1.6Ti-VCT/1.8TDCi/2.0/2.0LPG/2.0TDCi/2.0SCTi/2.2TDCi/2.5	fino a e13*2001/116*0249*25, -/1015*	BA7/BA7-LPG	05.07-12.14	6 ½ J x 16	205/55R16	215/55R16		16115	<b>R1-1707</b>	63,3	108	5	50	30	<b>86,90</b>
<b>Mondeo (Mj.2015)</b>	1.0/1.5/1.5TDCi/1.6TDCi/1.6/2.0/2.0TDCi/Hybrid	a partire da e13*2001/116*0249*26, e13*2007/46*1485*	BA7/BA7-HEV	01.15	6 ½ J x 16	215/60R16			16115	<b>R1-1707</b>	63,3	108	5	50	30	<b>86,90</b>
<b>Puma</b>	1.4i/1.7i	e13*95/54*0024*	ECT	05.97-12.01	5,00 B x 13	175/70R13			13054	<b>R1-1076</b>	63,3	108	4	43,5	54	<b>57,50</b>
<b>Puma</b>	1.4i/1.6i/1.7i	e13*95/54*0024*	ECT	05.00-12.01	5 ½ J x 14	165/65R14			14141	<b>R1-1218</b>	63,3	108	4	43,5	54	<b>81,40</b>
<b>Ranger</b>	2.2TDCi 4x2/2.2TDCi 4x4	e11*2007/46*0154*	2AB	01.16	7 J x 16	215/70R16	255/70R16		16233	<b>R1-1973</b>	93	139,7	6	55	30	<b>114,20</b>
<b>Ranger</b>	2.2TDCi 4x2/2.2TDCi 4x4	e11*2007/46*0154*	2AB	01.16	7 ½ J x 17	265/65R17			17020	<b>R1-1974</b>	93	139,7	6	55	25	<b>131,50</b>
<b>Scorpio</b>	2.0i/2.3i/2.5TD/2.9i-24V	G968, e1*93/81*0018*, -/19*, e1*95/54*0018*, -/19*	GGR/GFR/GNR	01.95-12.98	6 J x 15	195/65R15	205/60R15	205/65R15	15030	<b>R1-1021</b>	63,3	108	4	49,5	88	<b>96,90</b>
<b>S-Max</b>	2.0/2.0-Flexfuel/2.0TDCi/2.0STCi/2.2TDCi/2.3/2.5	fino a e13*2001/116*0185*23	WA6	06.06-08.15	6 ½ J x 16	215/60R16			16084	<b>R1-1645</b>	63,3	108	5	50	30	<b>92,40</b>
<b>S-Max II</b>	1.5 Eco Boost/2.0 Eco Boost Automatic/2.0TDCi	a partire da e13*2001/116*0185*24	WA6	09.15	7 ½ J x 17	235/55R17			17018	<b>R1-1948</b>	63,3	108	5	55	20	<b>97,00</b>
<b>Tourneo Connect</b>	1.8i/1.8TDCi	e1*2001/116*0206* fino a e1*2001/116*207*15	PJ2/PH2	03.03-12.13	6 J x 15	195/65R15			15171	<b>R1-1552</b>	63,3	108	5	52,5	40	<b>98,20</b>
<b>Tourneo Connect/Grand Tourneo Connect</b>	Connect 1.0/1.6/1.6TDCi/Grand Connect 1.6/1.6TDCi	a partire da e1*2001/116*0207*16, a partire da e1*2007/46*0272*04	PJ2/PU2	11.13	6 ½ J x 16	205/60R16	215/55R16		16186	<b>R1-1886</b>	63,3	108	5	50	30	<b>85,30</b>
<b>Tourneo Connect/Grand Tourneo Connect (Facelift)</b>	1.0EcoBoost/1.5d EcoBlue			07.18	6 ½ J x 16	205/60R16	215/55R16		16266	<b>R1-2047</b>	63,3	108	5	50	30	<b>89,30</b>
<b>Tourneo Courier</b>	1.0/1.5TDCi/1.6TDCi	a partire da e1*98/14*0194*26	JU2	06.14	6 J x 15	185/60R15	195/60R15		15277	<b>R1-1925</b>	63,3	108	4	37,5	40	<b>89,50</b>
<b>Transit Tourneo/Euroline/Nugget</b>	2.0TDE/2.0TDCi	e11*98/14*0151*, -/152* fino a -/157*, -/172*	FBEY/FDEY/FDFY/FDGY/FSEY/FSFY/FSGY/FZEY	01.01-05.06	5 ½ J x 15	195/70R15			15165	<b>R1-1421</b>	65	160	5	60	32	<b>127,10</b>
<b>Transit Tourneo/Euroline/Nugget</b>	2.0TDE/2.0TDCi	e11*98/14*0124*, -/125*, -/126*, -/127*, -/149*, -/150*, -/151*, -/152*, -/153*, -/154*, -/155*, -/156*, -/157*, -/172*	FDBY/FDCY/FSBY/FSCY/FDAY/FSAY/FBEY/FDEY/FDFY/FDGY/FSEY/FSFY/FZEY	01.01-05.06	5 ½ J x 16	195/65R16	205/65R16	215/75R16	16080	<b>R1-1587</b>	65	160	5	56	30	<b>115,20</b>
<b>Transit Tourneo</b>	2.2TDCi	e11*2001/116*0282*, -/283*, -/284*, -/285*, -/286*, -/287*, -/288*, -/289*	FBE6/FDE6/FDF6/FDG6/FSE6/FSF6/FSG6/FZE6	06.06	5 ½ J x 15	195/70R15			15165	<b>R1-1421</b>	65	160	5	60	32	<b>127,10</b>
<b>Transit Tourneo</b>	2.2TDCi <i>Solo per trazione anteriore</i>	e11*2001/116*0282*, -/283*, -/284*, -/285*, -/286*, -/287*, -/288*, -/289*	FBE6/FDE6/FDF6/FDG6/FSE6/FSF6/FSG6/FZE6	06.06	5 ½ J x 16	185/75R16	205/65R16	215/75R16	16080	<b>R1-1587</b>	65	160	5	56	30	<b>115,20</b>
<b>Transit Tourneo</b>	2.4TDCi/3.2TDCi <i>Solo per trazione posteriore</i>	e11*2001/116*0276*, -/277*, -/278*, -/279*, -/280*, -/281*	FDA6/FDB6/FDC6/FSA6/FSB6/FSC6	06.06	5 ½ J x 16	205/75R16	215/75R16		16080	<b>R1-1587</b>	65	160	5	56	30	<b>115,20</b>

Modello	Motorizzazioni	Omologazione del veicolo	Codice progetto	Anno di produzione	Misura ruota	Misura pneumatico			Disegno MWD	Disegno MW Aftermarket	Osservazioni	Dati tecnici				Pezzi per paletta	Prezzo EUR senza IVA
												Foro centrale	Interasse fori	Fori attacco	Offset		
<b>Fiesta Courier</b>	Kasten 1.3i/1.4i/1.8D/1.8TD	H267, H371, e13*93/81*0013*, e13*95/54*0013*	J3S/J5S/JVS	01.96-02.03	5,008 x 13	165/70R13			13054	<b>R1-1076</b>		63,3	108	4	43,5	54	<b>57,50</b>
<b>Fiesta Van</b>	1.3i/1.4TDCi/1.6i/1.6TDCi	N070	JC3	04.07-12.08	5 ½ J x 14	175/65R14			14144	<b>R1-1464</b>		63,3	108	4	47,5	54	<b>62,40</b>
<b>Fiesta Van</b>	1.3i/1.4TDCi/1.6TDCi	N070	JC3	04.07-12.08	6 J x 15	195/60R15			15102	<b>R1-1338</b>		63,3	108	4	52,5	40	<b>74,20</b>
<b>Fiesta Van</b>	1.25i/1.4TDCi/1.6TDCi	DE2007/46*0072* fino a e9*2007/46*0002*06	JR8	01.09-12.12	5 ½ J x 14	175/65R14			14182	<b>R1-1738</b>		63,3	108	4	37,5	48	<b>64,90</b>
<b>Fiesta Van</b>	1.25i/1.4TDCi/1.6TDCi	DE2007/46*0072* fino a e9*2007/46*0002*06	JR8	01.09-12.12	6 J x 15	195/50R15	195/60R15		15217	<b>R1-1730</b>		63,3	108	4	47,5	40	<b>71,60</b>
<b>Fiesta Van (Facelift)</b>	1.25i/1.5TDCi/1.6TDCi	a partire da e9*2007/46*0002*07	JR8	01.13	5 ½ J x 14	175/65R14			14182	<b>R1-1738</b>		63,3	108	4	37,5	48	<b>64,90</b>
<b>Fiesta Van (Facelift)</b>	1.25i/1.5TDCi/1.6TDCi	a partire da e9*2007/46*0002*07	JR8	01.13	6 J x 15	195/50R15	195/55R15		15217	<b>R1-1730</b>		63,3	108	4	47,5	40	<b>71,60</b>
<b>Escort Express Kasten</b>	40L/1.8D/1.8TD	F602, H746	AVL	10.90-02.03	5 J x 13	165 R 13			13055	<b>R1-921</b>		63,3	108	4	41	63	<b>70,80</b>
<b>Transit Courier</b>	1.0/1.5TDCi/1.6TDCi	a partire da e13*2007/46*1349*01	JN8	06.14	6 J x 15	185/60R15	195/60R15		15277	<b>R1-1925</b>		63,3	108	4	37,5	40	<b>89,50</b>
<b>Transit Connect</b>	1.8i/1.8TDDi/1.8TDCi	L071, L072, e1*2007/46*0271*, fino a e1*2007/46*0272*03	PT2/PU2	03.03-12.13	6 J x 15	195/65R15			15171	<b>R1-1552</b>		63,3	108	5	52,5	40	<b>98,20</b>
<b>Transit Connect</b>	1.0/1.6/1.6TDCi <i>M12 x 1,5</i>	a partire da e1*2001/116*0207*16, a partire da e1*2007/46*0272*04	PJ2/PU2	11.13	6 ½ J x 16	205/60R16	215/55R16		16186	<b>R1-1886</b>		63,3	108	5	50	30	<b>85,30</b>
<b>Transit Connect (Facelift)</b>	1.0EcoBoost/1.5d EcoBlue <i>M14 x 1,5</i>			07.18	6 ½ J x 16	205/60R16	215/55R16		16266	<b>R1-2047</b>	N	63,3	108	5	50	30	<b>89,30</b>
<b>Transit</b>	FT260/FT280/FT300/2.0TD/2.0TDE/2.0TDCi <i>Solo per trazione anteriore</i>	e11*98/14*0151*, -/152*, -/153*, -/154*, -/155*, -/156*, -/157*, -/172*, K710, K711, K712, K714, K715, K716	FBEY/FDEY/FDFY/FDGY/FSEY/FSFY/FSGY/FZEY/FAEY/FAFY/FAGY	01.01-05.06	5 ½ J x 15	195/70R15			15165	<b>R1-1421</b>		65	160	5	60	32	<b>127,10</b>
<b>Transit</b>	FT260/FT280/FT300/FT330/2.0TD/2.0TDE/2.0TDCi/2.4TDE/2.3DOHC/2.4TDCi	K585, K586, K587, K588, K589, K590, K591, K592, K708, K709, K710, K711, K712, K713, L218, L219	FAAY/ABY/ACY/AEY/AFY/ADY/AGY/CCY/MAY/MBY/MCY/MDY/MGY/MHY/NBY/NCY	01.01-05.06	5 ½ J x 16	195/65R16	205/65R16	215/75R16	16080	<b>R1-1587</b>		65	160	5	56	30	<b>115,20</b>
<b>Transit</b>	FT300M/FT330/FT330M/FT330L/FT330S/2.3i-16V/2.4TD/2.4TDE/FT350L/2.3i-16V/2.4TD/2.4TDE/FT420/FT430/2.4TDE/2.4TDCi <i>Montaggio in gemello</i>	K587, K588, K589, K590, K591, K592, K593, K709, K988	FMAY/FMBY/FMCY/FMDY/FNBY/FNCY/FNDY/FADY/FCDY	01.00-05.06	5 J x 16	175/75C16	185/75C16		16231	<b>R1-1625</b>		138,8	180	6	105,5	30	<b>129,00</b>
<b>Transit</b>	FT260/280/300/330/350/2.2TDCi	L744, L745, L746, L751, L752, L758, e1*2007/46*0243*, -/244*, -/246*, -/255*, -/256*, -/268*	FAE6/FAF6/FAG6/FNF6/FMF6/FME6	06.06-12.14	5 ½ J x 15	195/70R15			15165	<b>R1-1421</b>		65	160	5	60	32	<b>127,10</b>



<b>Transit</b>	FT260/280/300/330/350/2.2TDCi	L744, L745, L746, L751, L752, L753, L754, L758, e1*2007/46*0243*, -/244*, -/246*, -/255*, -/256*, -/258*, -/260*, -/268*	FAE6/FAF6/FAG6/FME6/FMF6/FMG6/FNF6/FMH6	06.06-12.14	5 ½ J x 16	185/75R16	205/65R16	215/75R16	16080	<b>R1-1587</b>		65	160	5	56	30	<b>115,20</b>
<b>Transit</b>	FT300/330/350/2.3i-16V/2.2TDCi/2.4TDCi/3.2TDCi	L740, L741, L742, L743, L747, L748, L749, L750, L755, L756, L757, L760, e1*2007/46*0236*, -/237*, -/239*, -/241*, -/248*, -/249*, -/251*, -/253*, -/262*, -/264*, -/266*	FAA6/FAB6/FAC6/FAD6/FCC6/FMA6/FMB6/FMC6/FMD6/FNB6/FNC6/FND6	06.06-12.14	5 ½ J x 16	205/75R16	215/75R16		16080	<b>R1-1587</b>		65	160	5	56	30	<b>115,20</b>
<b>Transit</b>	2.2TDCi	e1*2007/46*0238*, -/240*, -/242*, -/245*, -/247*, -/250*, -/254*, -/257*, -/259*, -/261*, -/263*, -/265*, -/267*	FEB6/FEC6/FED6/FEF6/FEG6/FFB6/FFD6/FFF6/FFG6/FFH6/FGB6/FGC6/FGD6	08.11-12.14	5 ½ J x 16	215/75R16			16080	<b>R1-1587</b>		65	160	5	56	30	<b>115,20</b>
<b>Transit</b>	FT350/430/2.3i-16V/2.4TDCi/3.2TDCi	L743, L747, L748, L749, L750, L755, L756, L757, L761, e1*2007/46*0241*, -/248*, -/249*, -/251*, -/253*, -/262*, -/264*, -/266*, -/242*, -/250*, -/252*, -/254*, -/263*, -/265*, -/267*	FAD6/CD6/MA6/MB6/MC6/MD6/NB6/NC6/ND6/ED6/FB6/FC6/FD6/GB6/GC6/GD6	06.06-12.14	5 J x 16	185/75R16	195/75R16		16085	<b>R1-1646</b>		138	180	6	108	30	<b>124,80</b>
<b>Transit/ Transit Custom</b>	2.2TDCi/2.2TDCi	e1*2007/46*1005*, -/1100*, e11*2007/46*0676*, -/0801*	FCC/FAC/FAD/BCD	01.13	6 ½ J x 15	215/65R15			15256	<b>R1-1863</b>		65	160	5	60	40	<b>94,60</b>
<b>Transit/ Transit Custom</b>	2.2TDCi/2.2TDCi/4x4	e1*2007/46*1005*, -/1096*, -/1097*, -/1098*, -/1100*, e11*2007/46*0676*, -/0801*	FCC/FAC/FAD/FED/FFD/FDD/BCD	01.13	6 ½ J x 16	215/65R16	235/65R16		16183	<b>R1-1864</b>		65	160	5	60	30	<b>102,60</b>
<b>Transit</b>	2.2TDCi <i>Il montaggio in gemello non ammette TPMS</i>	e1*2007/46*1096* - 1097*, - 1098*, - 1100*	FED/FFD/FDD/BCD	11.13	6 J x 16	195/75R16			16215	<b>R1-1924</b>		138,8	180	6	109,5	30	<b>115,50</b>



R1-1148



R1-1177



R1-1610



R1-1739



R1-1750



R1-1857



R1-1885




R1-1949



immagine  
non  
disponibile

R1-2035

Modello	Motorizzazioni	Omologazione del veicolo	Codice progetto	Anno di produzione	Misura ruota	Misura pneumatico			Disegno MWD	Disegno MW Aftermarket	Osservazioni	Dati tecnici				Pezzi per paletta	Prezzo EUR senza IVA
												Foro centrale	Interasse fori	Fori attacco	Offset		
Accord/Tourer	2.0/2.2i-DTEC	e6*2001/116*0113*, -/115*, -/120*, -/122*	CU1/CU3/CW1/CW3	07.08-07.16	6 ½ JJ x 16	205/60R16	215/60R16		16129	R1-1739		64	114,3	5	50	30	105,70
Civic 3+4-türig	1.4iS/LS/1.6iS/LS/ES/1.7i-CTDi	e11*98/14*0158*, -/159*, -/160*, -/161*, -/173*, -/174*, 188*	EU5/EU6/EU7/EU8/EP1/EP2/EP4	03.01-12.05	5 ½ J x 14	185/70R14			14138	R1-1148		56	100	4	45	48	83,70
Civic	1.3/1.4/1.8/2.2i-CDTi	fino a e11*2001/116*0255*06, fino a -/256*06, fino a -/257*, -/297*, -/298*, -/334*	FK1/FK2/FK3/FN1/FN3/FN4	01.06-01.12	6 ½ J x 16	205/55R16			16081	R1-1610		64	114,3	5	55	30	98,30
Civic	1.4S/1.8S/2.2i-DTEC	a partire da e11*2001/116*0255*07, ab-/256*07, ab-/257*06, e11*2007/46*0186*	FK1/FK2/FK3/FB8	02.12-03.17	6 ½ JJ x 16	205/55R16			16175	R1-1857		64	114,3	5	45	30	89,50
Civic	1.0VTEC/1.5VTEC/1.6i-DTEC	e11*2007/46*3633*	FC	04.17	7 J x 16	215/55R16			16251	R1-2035		64	114,3	5	45	30	89,20
CR-V	1.6i-DTEC/2.0i-VTEC/2.2i-DTEC/2WD/4WD	e11*2001/116*0301*06-09, -/302*06-*10	RE5/RE6	10.12-04.15	6 ½ J x 17	225/65R17			17011	R1-1885		64	114,3	5	50	25	109,90
HR-V	5DR/1.6i-2wd/1.6i-4wd/1.6i-4wd-CVT/1.6i-VTEC-4wd/3DR/1.6i-2wd/1.6i-VTEC-4wd	e6*98/14*0062*, -/63*, -/67*, -/68*	GH1/GH2/GH3/GH4	01.99-12.05	5 ½ JJ x 15	195/70R15			15132	R1-1177		64	114,3	5	45	36	111,00
Insight	1.3	e6*2001/116*0130*	ZE2	04.09-12.13	5 ½ J x 15	175/65R15			15224	R1-1750		56	100	4	45	48	89,00
Jazz II	1.2i-VTEC/1.3i-DSI-VTEC/1.4i-VTEC/1.4i-VTEC CVT	e6*2001/116*0125*, -/126*, -/127*, -/128*, -/131*, -/132*, e6*2007/46*0010*, -/11*, -/13*, -/14*, -/15*, -/16*	GG1/GG2/GE6/GG3/GG5/GG6/GP1	11.08-09.15	5 ½ J x 15	175/65R15			15224	R1-1750		56	100	4	45	48	89,00
Jazz III	1.3i-VTEC	e6*2007/46*0162*	GK	10.15	6 J x 15	185/60R15			15284	R1-1949		56	100	4	50	48	77,90



Modello	Motorizzazioni	Omologazione del veicolo	Codice progetto	Anno di produzione	Misura ruota	Misura pneumatico	Disegno MWD	Disegno MW Aftermarket	Osservazioni	Dati tecnici				Pezzi per palette	Prezzo EUR senza IVA
										Foro centrale	Interasse fori	Fori attacco	Offset		
Accent	1.3iL/GS/GLS/1.5iGS/GLS/1.5CRDi/1.6i-GLS	e4*98/14*0037*	LC	01.00-05.06	5 J x 14	185/60R14	14133	<b>R1-1548</b>		54	100	4	46	54	<b>83,60</b>
Accent	1.4i/1.5CRDi/1.6i	e4*2001/116*0103*, -/110*	MC/MCT	06.06-12.10	5 ½ J x 14	185/65R14	14168	<b>R1-1631</b>		54	100	4	46	48	<b>87,60</b>
Getz	1.1i/1.3i/1.4i/1.5CRDi/1.6i	e4*98/14*0066*	TB	09.02-01.09	5 J x 14	165/65R14 175/65R14	14133	<b>R1-1548</b>		54	100	4	46	54	<b>83,60</b>
Getz	1.1i/1.4i/1.5CRDi/1.6i	e4*2001/116*0123*	TBI	01.07-01.09	5 J x 14	165/65R14 175/65R14	14133	<b>R1-1548</b>		54	100	4	46	54	<b>83,60</b>
Ioniq	1.6 Gdi Hybrid <i>Alcune versioni montano solo 17"</i>	e4*2007/46*1157*	AE	08.16	6 J x 15	195/65R15	15295	<b>R1-2014</b>		67	114,3	5	46	40	<b>80,70</b>
i10	1.0/1.1/1.25	e4*2001/116*0131*	PA	03.08-02.11	4,00 B x 13	155/70R13	13116	<b>R1-1572</b>		54	100	4	46	63	<b>76,40</b>
i10 (Facelift)	1.0/1.1/1.25 <i>Non monta la coppa della R1-1572</i>	a partire da e4*2001/116*0131*05	PA	03.11-11.13	4,00 B x 13	155/70R13	13121	<b>R1-1838</b>		54	100	4	46	63	<b>76,40</b>
i10	1.1/1.1CRDi/1.25	e4*2001/116*0131*	PA	03.08-11.13	5 J x 14	165/60R14 175/60R14	14158	<b>R1-1571</b>		54	100	4	46	48	<b>84,10</b>

Modello	Motorizzazioni	Omologazione del veicolo	Codice progetto	Anno di produzione	Misura ruota	Misura pneumatico			Disegno MWD	Disegno MW Aftermarket	Osservazioni	Dati tecnici				Pezzi per paletta	Prezzo EUR senza IVA
												Foro centrale	Interasse fori	Fori attacco	Offset		
i10	1.0	e11*2007/46*1008*	JA	12.13	4 ½ J x 13	155/70R13			13122	R1-1902		54	100	4	35	63	69,50
i10	1.0/1.0LPG/1.2	e11*2007/46*1008*, e13*2007/46*1602*	JA	12.13	5 ½ J x 14	175/65R14			14197	R1-1903		54	100	4	47	54	71,20
i20	1.1CRDi/1.2/1.4/1.4CRDi/1.6/1.6CRDi <i>Veicoli di produzione India</i>	fino a e11*2001/116*0333*04	PB	02.09-09.14	5 J x 14	175/70R14			14183	R1-1745		54	100	4	45	63	82,90
i20	1.1CRDi/1.2/1.4/1.4CRDi/1.6/1.6CRDi <i>Veicoli di produzione India</i>	e11*2001/116*0333*, e11/2007/46*0129*	PB/PBT	02.09-09.14	5 ½ J x 15	185/60R15			15229	R1-1768	E	54	100	4	51	40	84,10
i20	1.1CRDi/1.2/1.4/1.4CRDi/1.6/1.6CRDi	e11*2007/46*0129*, a partire da e11*2001/116*0333*03	PB/PBT	04.10-09.14	5 ½ J x 14	175/70R14			14186	R1-1790		54	100	4	46	63	82,90
i20 II	1.0/1.1CRDi/1.2/1.4/1.4CRDi/Hybrid/Active/Coupé	e11*2007/46*1600*, -/1603*	GB/GB-HME	10.14	6 J x 15	185/65R15			15282	R1-1942		54	100	4	47	48	81,50
ix20	1.4/1.4CRDi/1.6/1.6CRDi	e4*2007/46*0207*, e4*2007/46*0223*, e13*2007/46*1605*	JC/JC-HME	11.10	6 J x 15	195/65R15			15265	R1-1901		67	114,3	5	48	40	83,70
i30/i30cw	1.4/1.6/1.6CRDi/2.0i/2.0CRDi <i>Veicoli di produzione CZ</i>	e11*2001/116*0343*, e11*2007/46*0225*	FDH	01.09-02.12	5 ½ J x 15	185/65R15	195/65R15		15206	R1-1693		67	114,3	5	47	48	84,70
i30/i30cw	1.4/1.6/1.6CRDi/2.0i/2.0CRDi	e11*2001/116*0313*, -/343*, e11*2007/46*0225*	FD/FDH	01.09-02.12	6 J x 16	205/55R16			16146	R1-1770		67	114,3	5	50	25	95,80
i30/i30cw	1.4/1.4CRDi/1.6/1.6CRDi	e11*2007/46*0337*, -/338*, e13*2007/46*1604*	GDH/GDH-HME	03.12-01.17	6 J x 15	195/65R15			15295	R1-2014		67	114,3	5	46	40	80,70
i30/i30cw	1.4/1.4CRDi/1.6/1.6CRDi	e11*2007/46*0337*, -/338*, e13*2007/46*1604*	GDH/GDH-HME	03.12-01.17	6 ½ J x 16	205/55R16			16176	R1-1853		67	114,3	5	51	30	94,20
i30/Fastback/ Kombi	1.0T-GDI/1.4T-GDI/1.6CRDi	e11*2007/46*3807*	PDE	02.17	6 J x 15	195/65R15			15294	R1-2010		67	114,3	5	46	40	77,70
i30/Fastback/ Kombi	1.0T-GDI/1.4T-GDI/1.6CRDi	e11*2007/46*3807*	PDE	02.17	6 ½ J x 16	205/55R16			16247	R1-2011		67	114,3	5	50	30	89,70
ix35	1.6/1.6blue/1.7CRDi/2.0/2.0CRDi/2WD/4WD	e11*2007/46*0104*, fino a e11*2007/46*0192*05	EL/ELH	03.10-08.13	6 ½ J x 16	215/70R16			16243	R1-1969		67	114,3	5	45	30	92,00
ix35 (Facelift)	1.6/1.6blue/1.7CRDi/1.7CRDi-blue/2.0/2.0CRDi	a partire da e11*2007/46*0192*06	ELH	09.13-12.15	6 ½ J x 16	215/70R16			16210	R1-1926		67	114,3	5	48	30	95,80
i40/i40cw	1.6GDi/1.7CRDi/2.0GDi	e4*2007/46*0263*, -/264*	VF	07.11	7 J x 16	205/60R16			16169	R1-1825		67	114,3	5	40	30	99,50
Kona	1.0T-GDI 2WD	e4*2007/46*1259*	OS	12.17	6 ½ J x 16	205/60R16			16255	R1-2039		67	114,3	5	44	30	91,80
Sonata	2.0iGLS/2.5iV6-GLX/2.7iV6-GLS	e4*98/14*0032*	EF	06.01-02.05	6 J x 15	205/60R15	205/65R15		15181	R1-1581	E	67	114,3	4	46	40	90,20
Sonata/Sonica	2.0/2.0CRDi/2.4/3.3-V6	e11*2001/116*0241*	NF	03.05-05.10	6 ½ J x 16	215/60R16			16244	R1-1970		67	114,3	5	46	30	116,40
Tucson	2WD/2.0/2.0-CRDi/4WD/2.0/2.0-CRDi/2.7-V6	e4*2001/116*0087*	JM	07.04-02.10	6 ½ J x 16	215/65R16			16244	R1-1970		67	114,3	5	46	30	116,40
Tucson	1.6GDi/1.7CRDi/2.0CRDi <i>nNon per le versioni con freno di stazionamento elettronico e/o freni da 17"</i>	e11*2007/46*2724*, e13*2007/46*1612*	TLE/TLE-HME	06.15	6 ½ J x 16	215/70R16			16243	R1-1969		67	114,3	5	45	30	92,00



Modello	Motorizzazioni	Omologazione del veicolo	Codice progetto	Anno di produzione	Misura ruota	Misura pneumatico			Disegno MWD	Disegno MW Aftermarket	Osservazioni	Dati tecnici				Pezzi per paletta	Prezzo EUR senza IVA
												Foro centrale	Interasse fori	Fori attacco	Offset		
H350	2.5CRDI	e9*2007/46*6265*, -/6429*	EU(V)/EU(V)-N2	06.15	6 ½ J x 16	235/65R16			16226	R1-1950		92,3	139,7	6	50	30	110,40



R1-988



R1-1251



R1-1347



R1-1348



R1-1913



immagine  
non  
disponibile

R1-2044

Modello	Motorizzazioni	Omologazione del veicolo	Codice progetto	Anno di produzione	Misura ruota	Misura pneumatico			Disegno MWD	Disegno MW Aftermarket	Osservazioni	Dati tecnici				Pezzi per paletta	Prezzo EUR senza IVA
												Foro centrale	Interasse fori	Fori attacco	Offset		
Iveco Daily Eurocargo	60/65/75 Ex Gianetti 15121		ML1	01.02	6 J x 16	225/75R16			16015	R1-988		161	205	6	124	30	151,10
Iveco Daily S2000	29L.9/29L.11/35S.9/35S.11/35S.13 Ex Gianetti 15459	K664	S1	07.99-12.13	6 J x 15	205/70R15	215/70R15	225/70R15	15135	R1-1251		71,1	118	5	68	40	97,40
Iveco Daily S2000	35C.9/35C.11/35C.13 Ex Gianetti 15486	K665	S2	01.90-12.99	5 JK x 16	185/75R16	195/65R16		16072	R1-1347		130	170	6	109	30	101,70
Iveco Daily/ DailyE6/ DailyE6-Hi-Matic	35C/40C/50C Ex Gianetti 15491	K665	S2	11.00	5 ½ J x 16	195/75R16			16073	R1-1348		130	170	6	107	30	128,50
Iveco Daily/ DailyE6/ DailyE6-Hi-Matic	35C/40C/50C Versione per TMPS	K665			5 ½ J x 16	195/75R16				R1-2044		130	170	6	107	30	128,50
Iveco Daily/ DailyE6/ DailyE6-Hi-Matic	55S/55S-4x4/65C/70C/72C Ex Gianetti 15121	K665	S4	01.06	6 J x 16	225/75R16			16015	R1-988		161	205	6	124	30	151,10
Iveco Daily/ DailyE6/ DailyE6-Hi-Matic	33S/35S/35S-4x4 Sostituisce R1-1832			01.14	6 ½ J x 16	215/65R16	225/65R16		16214	R1-1913		74,1	125	6	68	30	149,10



R1-1918




R1-1944



R1-1962

Modello	Motorizzazioni	Omologazione del veicolo	Codice progetto	Anno di produzione	Misura ruota	Misura pneumatico	Disegno MWD	Disegno MW Aftermarket	Osservazioni	Dati tecnici				Pezzi per paletta	Prezzo EUR senza IVA
										Foro centrale	Interasse fori	Fori attacco	Offset		
Renegade	1.4/1.6TD/2.0TD <i>Ruota stile</i>	e3*2007/46*0300*	BU	10.14	6 ½ J x 16	215/65R16	16238	R1-1962		65	110	5	40	30	113,30
Renegade	1.4/1.6TD/2.0TD <i>Finestre di ventilazione rotonde</i>	e3*2007/46*0300*	BU	10.14	6 ½ J x 16	215/60R16	16213	R1-1918		65	110	5	40	30	87,40
Renegade	1.4/1.6TD/2.0TD	e3*2007/46*0300*	BU	10.14	6 ½ J x 17	215/60R17	17016	R1-1944		65	110	5	40	25	89,70



Modello	Motorizzazioni	Omologazione del veicolo	Codice progetto	Anno di produzione	Misura ruota	Misura pneumatico	Disegno MWD	Disegno MW Aftermarket	Osservazioni	Dati tecnici				Pezzi per paletta	Prezzo EUR senza IVA
										Foro centrale	Interasse fori	Fori attacco	Offset		
Carens II	1.6CVVT/2.0CVVT/2.0CRDi-VGT	e4*2001/116*0114*	FG	10.06-02.13	6 J x 15	205/65R15	15209	<b>R1-1708</b>	E	67	114,3	5	41	40	<b>102,30</b>
Carens III	1.6GDI/1.7CRDi/2.0GDI	e4*2007/46*0633*	RP	03.13	6 ½ J x 16	205/55R16	16187	<b>R1-1884</b>		67	114,3	5	48,5	30	<b>92,00</b>
Carnival II	2.2CRDi-VGT/2.7V6/2.9CRDi-VGT	e4*2001/116*0112*, e1*KS07/46*0002*	MB	06.06-02.10	6 ½ J x 16	225/70R16	16103	<b>R1-1709</b>		92,5	139,7	6	46	40	<b>115,70</b>
Cee'd/Pro Cee'd/ Sporty Wagon	1.4CWT/1.6CVVT/1.6CRDi 90/1.6CRDi 115/2.0CVVT/ 2.0CRDi	e4*2001/116*0121*, e4*2007/46*0132*	ED	02.07-05.12	5 ½ J x 15	185/65R15 195/65R15	15206	<b>R1-1693</b>		67	114,3	5	47	48	<b>84,70</b>
Cee'd/Pro Cee'd/ Sporty Wagon	1.4MT/1.4CRDi-MT/1.6CRDi-AT/1.6CRDi-MT/1.6GDi-MT <i>Alcune versioni montano solo 16"</i>	e4*2007/46*0496*, -/497*	JD	06.12	6 J x 15	195/65R15	15295	<b>R1-2014</b>		67	114,3	5	46	40	<b>80,70</b>
Cee'd/Pro Cee'd/ Sporty Wagon	1.4MT/1.4CRDi-MT/1.6CRDi-AT/1.6CRDi-MT/1.6GDi-MT	e4*2007/46*0496*, -/497*	JD	06.12	6 ½ J x 16	205/55R16	16176	<b>R1-1853</b>		67	114,3	5	51	30	<b>94,20</b>
Cee'd	1.0T-GDI/1.4/1.4T-GDI/1.6CRDi <i>Alcune versioni montano solo 16"</i>	e4*2007/46*1299*	CD	07.18	6 J x 15	195/65R15	15294	<b>R1-2010</b>	N	67	114,3	5	46	40	<b>77,70</b>



<b>Cee'd</b>	1.0T-GDI/1.4/1.4T-GDI/1.6CRDi	e4*2007/46*1299*	CD	07.18	6 ½ J x 16	205/55R16			16247	<b>R1-2011</b>	N	67	114,3	5	50	30	<b>89,70</b>
<b>Cerato</b>	1.5CRDi/1.6i/2.0i/2.0-CRDi/EX/LX	e11*2001/116*0228*	FE	05.04-01.07	6 J x 15	185/65R15	195/60R15		15176	<b>R1-1573</b>		67	114,3	4	43	40	<b>105,40</b>
<b>Magentis</b>	2.0i-LX/SE/2.5iV6-SE	e4*98/14*0053*, e4*2001/116*0053*	GD	02.01-08.05	6 J x 15	205/60R15			15181	<b>R1-1581</b>	E	67	114,3	4	46	40	<b>90,20</b>
<b>Magentis</b>	2.0CVVT/2.0CRDi-VGT	e4*2001/116*0100*	GE	09.05-12.10	6 ½ J x 16	205/60R16			16244	<b>R1-1970</b>		67	114,3	5	46	30	<b>116,40</b>
<b>Niro</b>	1.6GDi Hybrid	e4*2007/46*1139*	DE	11.16	6 ½ J x 16	205/60R16			16248	<b>R1-2012</b>		67	114,3	5	45	30	<b>92,30</b>
<b>Picanto</b>	1.0i/1.1i	e4*2001/116*0085*	BA	04.04-04.11	4,00 B x 13	155/70R13			13116	<b>R1-1572</b>		54	100	4	46	63	<b>76,40</b>
<b>Picanto</b>	1.1i/1.1CRDi	e4*2001/116*0085*	BA	04.04-04.11	5 J x 14	165/60R14	175/60R14		14158	<b>R1-1571</b>		54	100	4	46	48	<b>84,10</b>
<b>Picanto II</b>	1.0/1.0LPG/1.2	fino a e4*2007/46*0256*08	TA	05.11-04.17	4,00 B x 13	155/70R13			13116	<b>R1-1572</b>		54	100	4	46	63	<b>76,40</b>
<b>Picanto II</b>	1.0/1.0LPG/1.2	e4*2007/46*0256*	TA	05.11-04.17	5 J x 14	165/60R14			14189	<b>R1-1819</b>		54	100	4	49	54	<b>83,00</b>
<b>Picanto III</b>	1.0/1.2	e11*2007/46*3848*	JA	06.17	5 ½ J x 14	175/65R14			14206	<b>R1-2032</b>		54	100	4	45	54	<b>76,90</b>
<b>Rio II</b>	1.4i/1.5CRDi-VGT/1.6CVVT	e4*2001/116*0093*	DE	07.05-08.11	5 ½ J x 14	185/65R14			14168	<b>R1-1631</b>		54	100	4	46	48	<b>87,60</b>
<b>Rio III</b>	1.1CRDi/1.2CVVT/1.4CRDi/1.4CVVT	e11*2007/46*0195*	UB	09.11-01.17	5 ½ J x 15	185/65R15			15246	<b>R1-1828</b>		54	100	4	36	40	<b>82,50</b>
<b>Rio IV</b>	1.0T-Gdi/1.2/1.4/1.4CRDi <i>Non ammesso su veicoli con freno di stazionamento elettrico</i>	e11*2007/46*3777*	YB	02.17	6 J x 15	185/65R15			15296	<b>R1-2002</b>		54	100	4	46	40	<b>77,90</b>
<b>Sephia II</b>	1.5SLX/1.6SLX/GTX/1.8i	G485, e13*95/54*0021*, e13*96/27*0021*	FA	10.95-04.98	5 ½ JJ x 14	185/60R14			14108	<b>R1-1354</b>		56	100	4	45	48	<b>94,70</b>
<b>Shuma I</b>	1.5i-LS/RS/1.8i-GS/LS/RS	e4*96/27*0024*, e4*98/14*0024*	FB	05.98-03.01	5 ½ JJ x 14	185/65R14			14108	<b>R1-1354</b>		56	100	4	45	48	<b>94,70</b>
<b>Shuma II</b>	1.6i-LS/RS/1.8i-LS/RS	e4*98/14*0024*	FB	04.01-04.04	5 ½ JJ x 14	185/65R14	195/60R14		14108	<b>R1-1354</b>		56	100	4	45	48	<b>94,70</b>
<b>Soul</b>	1.6CVVT/1.6CRDi	e4*2001/116*0139*, e4*2007/46*0133*	AM	04.09-04.14	6 J x 15	195/65R15			15226	<b>R1-1751</b>		67	114,3	5	44	40	<b>87,00</b>
<b>Soul II</b>	1.6CRDi/1.6GDi/2.0GDi/Electro EV	e4*2007/46*0825*, e9*2007/46*6160*	PS/PSEV	05.14	6 ½ J x 16	205/60R16			16216	<b>R1-1927</b>		67	114,3	5	47	30	<b>95,50</b>
<b>Sportage II</b>	2.0CVVT/2.0CRDi/2-WD 2.0CVVT/2.0CRDi/2.7V6/4-WD	e4*2001/116*0089*, e4*2001/116*0120*	JE/JES	12.04-04.10	6 ½ J x 16	215/65R16			16244	<b>R1-1970</b>		67	114,3	5	46	30	<b>116,40</b>
<b>Sportage III</b>	1.7CRDi/2.0/2.0CRDi/2WD/4WD <i>Produzione Slovacchia</i>	fino a e11*2007/46*0136*09	SLS	05.10-03.14	6 ½ J x 16	215/70R16			16167	<b>R1-1821</b>		67	114,3	5	31,5	30	<b>101,30</b>
<b>Sportage III</b>	2.0/2.0CRDi/2WD/4WD <i>Produzione Sud Corea</i>	e11*2007/46*0166*	SL	07.10-03.14	6 ½ J x 16	215/65R16	215/70R16	225/65R16	16167	<b>R1-1821</b>		67	114,3	5	31,5	30	<b>101,30</b>
<b>Sportage III (Facelift)</b>	1.6GDi/1.7CRDi/2.0CRDi/2.0CRDi-184/2.0GDi/2.0CVVT/2WD/4WD <i>Produzione Slovacchia</i>	a partire da e11*2007/46*0136*10	SLS	04.14-01.16	6 ½ J x 16	215/70R16			16217	<b>R1-1928</b>		67	114,3	5	36	30	<b>95,50</b>
<b>Sportage IV</b>	1.6GDi/1.6T-GDI/1.7CRDi/2.0CRDi/2WD/4WD	e11*2007/46*3144*	QLE	02.16	6 ½ J x 16	215/70R16			16235	<b>R1-1978</b>		67	114,3	5	42,5	30	<b>92,20</b>
<b>Sportage IV</b>	1.6GDi/1.6T-GDI/1.7CRDi/2.0CRDi/2WD/4WD	e11*2007/46*3144*, e11*2007/46*3139*	QLE/QL	02.16	7 J x 17	225/60R17			17024	<b>R1-2017</b>		67	114,3	5	48,5	25	<b>106,10</b>
<b>Stonic</b>	1.0T-GDI/1.2/1.4/1.6CRDi <i>Non ammesso su veicoli con freno di stazionamento elettrico</i>	e11*2007/46*3777*	YB	09.17	6 J x 15	185/65R15			15296	<b>R1-2002</b>		54	100	4	46	40	<b>77,90</b>
<b>Venga</b>	1.4CVVT/1.4CRDi-75/90/1.6CVVT/1.6CRDi-115/128 <i>Per TPMS</i>	e4*2007/46*0130*, -/0131*, -/261*, -/262*	YN/YNS	01.10	6 J x 15	195/65R15			15279	<b>R1-1914</b>		67	114,3	5	48	40	<b>83,70</b>



R1-1456



R1-1470



R1-1475



R1-1524



R1-1638



R1-1677



R1-1804

Modello	Motorizzazioni	Omologazione del veicolo	Codice progetto	Anno di produzione	Misura ruota	Misura pneumatico		Disegno MWD	Disegno MW Aftermarket	Osservazioni	Dati tecnici				Pezzi per palette	Prezzo EUR senza IVA
											Foro centrale	Interasse fori	Fori attacco	Offset		
Delta	1.4T-Jet/1.6MJT/1.9MJT/2.0MJT	e3*2001/116*0279*	844	09.08-12.14	7 J x 16	195/55R16	205/55R16	16109	R1-1677		58	98	4	31	30	97,40
Musa	1.3D-Multijet-16V/1.4-8V/1.4-16V	e3*2001/116*0153*	350	01.05-12.12	6 J x 14	185/65R14		14172	R1-1638		58	98	4	40	54	68,10
Musa	1.3D-Multijet-16V/1.4-8V/1.4-16V/1.6D-Multijet-16V/1.9D-Multijet-8V	e3*2001/116*0153*	350	01.05-12.12	6 J x 15	195/60R15		15159	R1-1475		58	98	4	40	40	80,90
Phedra	2.0-16V/2.0JD/2.0D-Multijet-16V/2,2JTD <i>Ammessa solo su vetture che montano la ruota acciaio di serie</i>	e2*98/14*0255*	179	09.02-08.10	6 ½ J x 15	205/65R15	215/65R15	15152	R1-1456		58	98	5	27	40	90,80
Phedra	2.0JTD-16V/2.2JTD-16V/3.0 V6-24V	e2*98/14*0255*	179	06.04-08.10	7 J x 16	215/60R16		16050	R1-1470		58	98	5	27	30	106,30
Thesis	2.0T/2.4/2.4JTD	e3*98/14*0093*	841	07.02	6 ½ J x 16	215/60R16		16048	R1-1524	E	58	108	5	36.5	30	100,00
Ypsilon	1.2-8V/1.3D-Multijet/1.3D-Multijet-DFN/1.4-8V/1.4-16V	e3*2001/116*0149*	843	10.03-05.11	6 J x 14	185/65R14		14172	R1-1638		58	98	4	40	54	68,10
Ypsilon	1.2-8V/1.3D-Multijet/1.3D-Multijet-DFN/1.4-8V/1.4-16V	e3*2001/116*0149*	843	10.03-05.11	6 J x 15	195/55R15		15159	R1-1475		58	98	4	40	40	80,90
Ypsilon	0.9-8V/1.2-8V/1.3-Multijet-16V	e3*2007/46*0064*	312	06.11	6 J x 15	185/55R15	195/50R15	15244	R1-1804		58	98	4	30	40	82,80



R1-1645

Modello	Motorizzazioni	Omologazione del veicolo	Codice progetto	Anno di produzione	Misura ruota	Misura pneumatico			Disegno MWD	Disegno MW Aftermarket	Osservazioni	Dati tecnici				Pezzi per paletta	Prezzo EUR senza IVA
												Foro centrale	Interasse fori	Fori attacco	Offset		
Freelander II	2.2D-TD4	e11*2001/116*0300*	LF	12.06-01.15	6 ½ J x 16	215/75R16			16084	R1-1645		63,3	108	5	50	30	92,40

# MAN VEICOLI COMMERCIALI



R1-2015




R1-2016



R1-2053


Modello	Motorizzazioni	Omologazione del veicolo	Codice progetto	Anno di produzione	Misura ruota	Misura pneumatico			Disegno MWD	Disegno MW Aftermarket	Osservazioni	Dati tecnici				Pezzi per paletta	Prezzo EUR senza IVA
												Foro centrale	Interasse fori	Fori attacco	Offset		
TGE 3.0/3.5	2.0D/4x4 <i>205/75R16 solo per trazione anteriore fino a 3.5t</i>	e1*2007/46*1626*, -/1632*	SYN1E/SZN1E	07.17	6 ½ J x 16	205/75R16	235/65R16		16250	R1-2016		65,1	120	5	60	30	99,70
TGE 3.5	2.0D/4x4 <i>Oltre 3.5t</i>	e1*2007/46*1627*, -/1633*	SYN2E/SZN2E	07.17	6 ½ J x 16	205/75R16	235/65R16		16271	R1-2053		65,1	120	5	60	30	109,90
TGE 3.5/5.0	2.0D/4x4 <i>mMontaggio in gemello anche per ruota anteriore</i>	e1*2007/46*1628*, -/1629*, -/1634*, -/1635*	SYN1Z/SYN2Z/ SZN1Z/SZN2Z	07.17	5 ½ J x 16	205/75R16			16249	R1-2015		161	205	6	HMA 121,5	30	155,50



Modello	Motorizzazioni	Omologazione del veicolo	Codice progetto	Anno di produzione	Misura ruota	Misura pneumatico			Disegno MWD	Disegno MW Aftermarket	Oscilla- zioni	Dati tecnici				Pezzi per paletta	Prezzo EUR senza IVA
												Foro centrale	Interasse fori	Fori attacco	Offset		
121	1.3i/1.3i-16V/1.8D	e13*93/81*0010*, -/11*, e*13*95/54*0010*, -/11*	JASM/JBSM	03.96-03.03	5,008 x 13	155/70R13	165/70R13		13054	R1-1076		63,3	108	4	43,5	54	57,50
121	1.3i/1.3i-16V/1.8D	e13*93/81*0010*, -/11*, e*13*95/54*0010*, -/11*	JASM/JBSM	03.96-03.03	5 ½ J x 14	165/65R14	175/65R14	185/55R14	14141	R1-1218		63,3	108	4	43,5	54	81,40
CX-3	Skyactiv-G 105/120/150/FWD/AWD/Skyactiv-D 105/FWD/AWD	e1*2007/46*1335*	DJ1	07.15	6 ½ J x 16	215/60R16			16188	R1-1883		67	114,3	5	50	30	88,10
CX-5 II	Skyactiv-G 160/165/192/194/FWD/AWD/Skyactiv-D 150/175/FWD/AWD	e13*2007/46*1803*	KF	05.17	7 J x 17	225/65R17			17026	R1-2036		67	114,3	5	50	25	110,80
Mazda 2	1.25-MZI/1.4-MZI/1.4MZ-CD/1.6-MZI	e1*2001/116*0212*	DY	04.03-09.07	5 ½ J x 14	175/65R14			14144	R1-1464		63,3	108	4	47,5	54	62,40
Mazda 2	1.3-MZR/1.4MZ-D/1.5MZ-i	e13*2001/116*0254*, -/255*, e13*2007/46*1070*	DE/DE1/DEE	10.07-01.15	6 J x 14	175/65R14	185/60R14		14180	R1-1720		54	100	4	45	54	76,80
Mazda 2	1.3-MZR/1.4MZ-D/1.5MZ-i	e13*2001/116*0254*, -/255*, e13*2007/46*1070*	DE/DE1/DEE	10.07-01.15	6 J x 15	185/55R15			15212	R1-1721		54	100	4	45	40	84,10
Mazda 2	Skyactiv-G75(1.5)/G90(1.5)/G105(1.5D)	e1*2007/46*1335*	DJ1	02.15	5 ½ J x 15	185/65R15			15278	R1-1929		54	100	4	40	40	80,30
Mazda 3	1.6MZR/1.6MZ-CD	fino a e11*2001/116*0262*09	BL	04.09-09.13	6 J x 15	195/65R15	205/60R15		15230	R1-1766		67	114,3	5	50	40	90,00
Mazda 3	1.6MZR/1.6MZ-CD/2.0MZR/2.0MZR-DISI/2.2MZR-CD	fino a e11*2001/116*0262*09	BL	04.09-09.13	6 ½ J x 16	205/55R16			16142	R1-1767		67	114,3	5	50	30	95,30
Mazda 3	Skyaktiv-D150/G100/G120/G165	a partire da e11*2001/116*0262*10	BL	10.13	6 ½ J x 16	205/60R16			16188	R1-1883		67	114,3	5	50	30	88,10
Mazda 5	1.8-MZR/2.0-MZR/2.0-MZR-CD	e13*2001/116*0156*	CR1	08.05-09.10	6 ½ J x 16	205/55R16			16130	R1-1748		67	114,3	5	50	30	125,70
Mazda 5	1.6MZR/1.6MZ-CD/1.8MZR/2.0MZR-DISI	e1*2007/46*0433*	CW	10.10-12.15	6 ½ J x 16	205/55R16			16165	R1-1818		67	114,3	5	52,5	30	97,00



<b>Mazda 6/Sport</b>	1.8MZR/2.0-MZR/2.0-MZR-CD/2.3-MZR/4x4	e1*98/14*0188*	GG/GY	09.02-06.05	6 JJ x 15	195/65R15			15145	<b>R1-1507</b>		67	114,3	5	50	88	<b>93,50</b>
<b>Mazda 6 (Facelift)</b>	1.8MZR/2.0MZR/2.0MZR-CD	e11*2001/116*0203*	GG1	07.05-01.08	6 JJ x 15	195/65R15			15145	<b>R1-1507</b>		67	114,3	5	50	88	<b>93,50</b>
<b>Mazda 6</b>	1.8-MZR/2.0-MZR/2.0-MZR-CD/2.2-MZR-CD/2.5-MZR	fino a e1*2001/116*0448*13, e13*2007/46*1075*	GH/GHE	02.08-11.12	6 J x 16	195/65R16	205/60R16		16124	<b>R1-1722</b>		67	114,3	5	50	30	<b>92,50</b>
<b>Mazda-6</b>	2.0/2.2CD/2.5	e1*2007/46*1001*, a partire da e*2001/116*0448*14 fino a 23	GJ/GH	12.12	6 ½ J x 16	215/65R16			16182	<b>R1-1867</b>		67	114,3	5	42	30	<b>90,40</b>
<b>MPV</b>	2.0-MZR-CD	e1*98*/14*0118*	LW	09.02-12.05	6 ½ J x 16	215/60R16			16130	<b>R1-1748</b>		67	114,3	5	50	30	<b>125,70</b>
<b>Tribute</b>	2.0i-2WD/2.0i-4WD	e4*98/14*0044*,-/52*, e13*2001/116*0092*	EP/EP2	09.01-12.06	6 ½ J x 16	215/70R16			16130	<b>R1-1748</b>		67	114,3	5	50	30	<b>125,70</b>



Modello	Motorizzazioni	Omologazione del veicolo	Codice progetto	Anno di produzione	Misura ruota	Misura pneumatico			Disegno MWD	Disegno MW Aftermarket	Osservazioni	Dati tecnici				Pezzi per paletta	Prezzo EUR senza IVA
						175/65R15	185/55R15	195/50R15				Foro centrale	Interasse fori	Fori attacco	Offset		
<b>Classe A/Classe A-L</b>	A140/A160/A160CDI/A170CDI/A140L/A160L/A170CDI-L	e1*96/79*0073*	168	10.97-09.04	5 ½ J x 15	175/65R15	185/55R15	195/50R15	15060	<b>R1-1275</b>		66,5	112	5	54	40	<b>77,60</b>
<b>Classe A</b>	A150/A160CDI/A170/A180CDI	e1*2001/116*0288*	169	10.04-08.12	6 J x 15	185/65R15			15173	<b>R1-1567</b>		66,5	112	5	44	40	<b>77,30</b>
<b>Classe A</b>	A150/A160CDI/A170/A180CDI/A200/A200CDI/A200-Turbo	e1*2001/116*0288*	169	10.04-08.12	6 J x 16	195/55R16			16068	<b>R1-1576</b>		66,5	112	5	46	30	<b>89,30</b>

<b>Classe A</b>	160CDI/180/180CDI/180CDI-7G-DCT	e1*2007/46*0928*, e1*2001/116*0470*	176/245G	09.12-05.18	6 ½ J x 15	195/65R15			15239	<b>R1-1813</b>	66,5	112	5	47	48	<b>78,00</b>
<b>Classe A</b>	160CDI/180/180CDI/180CDI-7G-DCT/200/200CDI/220CDI	e1*2007/46*0928*, e1*2001/116*0470*	176/245G	09.12-05.18	6 ½ J x 16	205/55R16			16161	<b>R1-1812</b>	66,5	112	5	49	40	<b>90,20</b>
<b>Classe A W177</b>	180d/200	e1*2007/46*1829*	F2A	06.18	6 ½ J x 16	205/60R16			16270	<b>R1-2048</b>	66,5	112	5	44	30	<b>90,20</b>
<b>Classe A W177</b>	180d/200/250	e1*2007/46*1829*	F2A	06.18	6 ½ J x 17	205/55R17			17036	<b>R1-2049</b>	66,5	112	5	44	25	<b>99,50</b>
<b>Classe B</b>	150/170	e1*2001/116*0314*	245	05.05-10.11	6 J x 15	195/65R15			15173	<b>R1-1567</b>	66,5	112	5	44	40	<b>77,30</b>
<b>Classe B</b>	150/170/170NGT/180CDI/200/200CDI/200-Turbo	e1*2001/116*0314*, -/470*	245/245G	05.05-10.11	6 J x 16	205/55R16			16068	<b>R1-1576</b>	66,5	112	5	46	30	<b>89,30</b>
<b>Classe B</b>	160CDI/180/180CDI	e1*2007/46*0751*, e1*2001/116*0470*	246/245G	11.11	6 ½ J x 15	195/65R15			15239	<b>R1-1813</b>	66,5	112	5	47	40	<b>78,00</b>
<b>Classe B</b>	160CDI/180/180CDI/200/200CDI/220CDI	e1*2007/46*0751*, e1*2001/116*0470*	246/245G	11.11	6 ½ J x 16	205/55R16			16161	<b>R1-1812</b>	66,5	112	5	49	30	<b>90,20</b>
<b>Classe C</b>	180/200/200D/200CDI/220D/220CDI/230/230K/240/150TD/280	G363, e1*92/53*0001*, e1*93/81*0034*	HO/202	09.95-04.00	6 ½ J x 15	195/65R15			15090	<b>R1-1060</b>	66,5	112	5	37	40	<b>79,70</b>
<b>Classe C</b>	180/200/200K/200CDI/220CDI/240/250TD/280	e1*92/53*0001*, e1*93/81*0034*	HO/202	09.95-04.00	7 J x 16	205/55R16			16028	<b>R1-1198</b>	66,5	112	5	37	30	<b>94,80</b>
<b>Classe C/ Sportcoupé</b>	180/180K/200CDI/200CGI/200K/220CDI Sportcoupé 180/180K/200K/200CGI/220CDI	e1*98/14*0139*, -/158*, -/159*	203/203K/203CL	05.00-02.07	6 ½ J x 15	195/65R15			15090	<b>R1-1060</b>	66,5	112	5	37	40	<b>79,70</b>
<b>Classe C/ Sportcoupé</b>	180/180K/200CDI/200CGI/200K/220CDI/230K/240/270CDI/280/320 Sportcoupé 180/180K/200CDI/200CGI/220CDI/230K/320	e1*98/14*0139*, -/158*, -/159*	203/203K/203CL	05.00-02.07	7 J x 16	205/55R16	225/50R16		16028	<b>R1-1198</b>	66,5	112	5	37	30	<b>94,80</b>
<b>Classe C</b>	180K/180CGI/180CDI/200CDI/220CDI	fino a e1*2001/116*0431*28	204	07.07-08.14	6 J x 16	195/60R16			16102	<b>R1-1696</b>	66,5	112	5	39	40	<b>91,10</b>
<b>Classe C</b>	180K/180CGI/200K/200CGI/250CGI/280/300/4-matic/180CDI/200CDI/220CDI/250CDI/350CDI/4-matic	fino a e1*2001/116*0431*28, fino a e1*2001/116*0457*24	204/204K	03.07-08.14	7 J x 16	205/55R16			16108	<b>R1-1695</b>	66,5	112	5	43	40	<b>99,30</b>
<b>Classe C Coupé</b>	180	fino a e1*2001/116*0431*32	204	01.12	6 J x 16	195/60R16			16102	<b>R1-1696</b>	66,5	112	5	39	40	<b>91,10</b>
<b>Classe C Coupé</b>	180/200/220CDI/250/250CDI	fino a e1*2001/116*0431*32	204	01.12	7 J x 16	205/55R16			16108	<b>R1-1695</b>	66,5	112	5	43	40	<b>99,30</b>
<b>Classe C (W205)</b>	C160/C180/C180-bluetec/C200 Solo berlina	a partire da e1*2001/116*0431*29	204	04.14	6 J x 16	195/65R16			16218	<b>R1-1919</b>	66,5	112	5	36	30	<b>85,00</b>
<b>Classe C (W205)</b>	C160/C180/C200/C220/C220d/C250CGI/C250d/C300 Hybrid	a partire da e1*2001/116*0431*29, a partire da e1*2001/116*0457*25	204/204K	04.14	6 ½ J x 16	205/60R16			16241	<b>R1-1992</b>	66,5	112	5	38	30	<b>80,00</b>
<b>CLA Klasse</b>	CLA 180/CLA 180 Blue Efficiency/CLA 200/CLA-220CDI/4-matic	e1*2007/46*1007*, e1*2001/116*0470*	117/245G	04.13	6 ½ J x 16	205/55R16			16161	<b>R1-1812</b>	66,5	112	5	49	30	<b>90,20</b>
<b>CLC Sportcoupé (Facelift)</b>	160/180K/200K/200CDI/220CDI/250	a partire da e1*98/14*0159*19	203CL	05.08-02.11	7 J x 16	205/55R16			16028	<b>R1-1198</b>	66,5	112	5	37	30	<b>94,80</b>
<b>CLK</b>	Coupé 200/230K/Cabrio 200	e1*96/27*0054*	208	06.97-04.02	6 ½ J x 15	195/65R15			15090	<b>R1-1060</b>	66,5	112	5	37	40	<b>79,70</b>
<b>CLK</b>	Coupé 200/230K/320/Cabrio 200/230-K/320	e1*96/27*0054*	208	06.97-04.02	7 J x 16	205/55R16			16028	<b>R1-1198</b>	66,5	112	5	37	30	<b>94,80</b>
<b>CLK</b>	Coupé 200-K/220-CDI	e1*98/14*0184*	209	08.05-03.10	6 ½ J x 15	195/65R15			15090	<b>R1-1060</b>	66,5	112	5	37	40	<b>79,70</b>
<b>CLK</b>	Coupé 200-K/200-CGI-K/220-CDI/240/270-CDI/280/320 Cabrio 200-K/200-CGI/240/280/320	e1*98/14*0184*	209	05.02-03.10	7 J x 16	205/55R16			16028	<b>R1-1198</b>	66,5	112	5	37	30	<b>94,80</b>

Modello	Motorizzazioni	Omologazione del veicolo	Codice progetto	Anno di produzione	Misura ruota	Misura pneumatico			Disegno MWD	Disegno MW Aftermarket	Osservazioni	Dati tecnici				Pezzi per paletta	Prezzo EUR senza IVA
												Foro centrale	Interasse fori	Fori attacco	Offset		
<b>E-Klasse</b>	E200/E200CDI/E220D/E220CDI/E230/E270CDI/E300D	e1*93/81*0022*	210	06.95-03.02	6 ½ J x 15	195/65R15			15090	<b>R1-1060</b>		66,5	112	5	37	40	<b>79,70</b>
<b>GLA</b>	180/180CDI/200/200CDI/220CDI/250/4-matic	e1*2001/116*0470*	245G	01.14	6 ½ J x 17	215/60R17			17013	<b>R1-1920</b>		66,5	112	5	38	25	<b>102,60</b>
<b>Classe V</b>	200/200CDI/220CDI/230/230TD/280	e9*95/54*0020*, e9*98/14*0020*, e9*2001/116*0020	638/2	09.96-07.03	5 ½ J x 15	195/70R15			15174	<b>R1-1230</b>		67	112	5	60	40	<b>108,20</b>
<b>Classe V/Marco Polo (W447)</b>	V160d/V180d/V200d/V220d/V250d	a partire da e1*2007/46*0457*09, a partire da e1*2007/46*0458*08	639-2/639-4	06.14	6 ½ J x 16	195/65R16	205/65R16	225/60R16	16207	<b>R1-1911</b>		66,5	112	5	52	30	<b>114,00</b>
<b>Classe V/Marco Polo (W447)</b>	V160d/V180d/V200d/V220d/V250d/V250d 4-matic	a partire da e1*2007/46*0457*09, a partire da e1*2007/46*0458*08	639-2/639-4	06.14	6 ½ J x 17	225/55R17			17012	<b>R1-1912</b>		66,5	112	5	50	25	<b>122,00</b>
<b>Viano</b>	2.0CDI/2.2CDI/3.0i/3.2i	e9*2001/116*0048*	639	08.03-09.10	6 J x 16	195/65R16			16131	<b>R1-1752</b>		66,5	112	5	54	30	<b>115,70</b>
<b>Viano</b>	2.0CDI/2.2CDI/3.0CDI/3.0i/3.2i/3.5i	e9*2001/116*0048*	639	08.03-09.10	6 ½ J x 16	205/65R16	225/60R16		16156	<b>R1-1793</b>		66,5	112	5	60	30	<b>123,60</b>
<b>Viano II (Facelift)</b>	CDI-2.0	fino a e1*2007/46*0457*08	639/2	10.10-05.14	6 J x 16	195/65R16			16131	<b>R1-1752</b>		66,5	112	5	54	30	<b>115,70</b>
<b>Viano II (Facelift)</b>	CDI-2.0/CDI2.2/CDI3.0	fino a e1*2007/46*0457*08	639/2	10.10-05.14	6 ½ J x 16	205/65R16	225/60R16		16156	<b>R1-1793</b>		66,5	112	5	60	30	<b>123,60</b>

## MERCEDES VEICOLI COMMERCIALI

Modello	Motorizzazioni	Omologazione del veicolo	Codice progetto	Anno di produzione	Misura ruota	Misura pneumatico			Disegno MWD	Disegno MW Aftermarket	Osservazioni	Dati tecnici				Pezzi per paletta	Prezzo EUR senza IVA
												Foro centrale	Interasse fori	Fori attacco	Offset		
<b>Citan</b>	108CDI/109CDI	e2*2007/46*0129*, e2*2007/46*0130*	X	10.12	5 ½ J x 14	185/70R14			14181	<b>R1-1713</b>		60	100	4	45	54	<b>75,90</b>
<b>Citan</b>	108CDI/109CDI/111CDI/112	e2*2007/46*0129*, e2*2007/46*0130*	X	10.12	6 J x 15	195/65R15			15214	<b>R1-1712</b>		60	108	5	44	48	<b>82,50</b>
<b>Sprinter I</b>	208CDI/211CDI/213/213CDI/216CDI/308CDI/310CDI/311CDI/312CDI/313CDI/314/316CDI/4x4	e1*98/14*0060*, -/21*, -/127*, -/128*, e1*2001/116*0127*, -/128*, K416, K471, K487, K623, K624., K627, K641, K642, K719	A/B/C/D/902/903	01.00-03.06	6 J x 15	195/70R15	225/70R15		15119	<b>R1-1404</b>		84	130	5	75	40	<b>110,60</b>
<b>Sprinter I</b>	408D/410D/412D/414/512D	H182, H183, H184, H187, H188, H189, H550, H551, H872, H873	408D../412D../414../512D../904..	04.95-04.00	5 ½ J x 15	195/70R15			15170	<b>R1-1282</b>		161	205	6	108	40	<b>138,10</b>
<b>Sprinter I</b>	408CDI/411CDI/413CDI/414/416CDI/4x4	e1*98/14*0129*, e1*2001/116*0129*, K489, K626, K639, K640	E/904.6/904.6-KA/904.6-KA-4x4	05.00-03.06	5 ½ J x 15	195/70R15			15170	<b>R1-1282</b>		161	205	6	108	40	<b>138,10</b>
<b>Sprinter II</b>	209CDI/210CDI/211CDI/213CDI/215CDI/216/216CDI/218CDI/219CDI/224 Max 3,0 Ton	e1*2001/116*0353*, L763, L765	906-AC30/KA30/OK30	04.06-04.11	6 ½ J x 16	205/75R16	225/75R16	235/65R16	16095	<b>R1-1647</b>		84	130	6	62	30	<b>119,90</b>



<b>Sprinter II</b>	209CDI/210CDI/211CDI/213CDI/215CDI/216/216CDI/218CDI/219CDI/224/309CDI/310CDI/311CDI/313CDI/315CDI/316/316CDI/316NGT/LGT/318CDI/319CDI/324 <i>Max 3,5 Ton</i>	e1*2001/116*0354*, -/424*, e1*2007/46*0569*, L764, L766, L969, L970	906-AC35/AC35G/ AC35-4x4/KA35/ KA35-4x4/OK35/ OK35-4x4	04.06-04.11	6 ½ J x 16	225/75R16	235/65R16		16095	<b>R1-1647</b>		84	130	6	62	30	<b>119,90</b>
<b>Sprinter II (Facelift)</b>	210CDI/213CDI/216/216CDI/219CDI/224/226/310CDI/313CDI/316/319CDI/326 <i>Max 3,0 Ton</i>	e1*2007/46*0279*, -/280*	906BA30/BB30	05.11	6 ½ J x 16	205/75R16	225/75R16	235/65R16	16095	<b>R1-1647</b>		84	130	6	62	30	<b>119,90</b>
<b>Sprinter II (Facelift)</b>	210CDI/213CDI/216/219CDI/226/310CDI/313CDI/316/316LGT/316NGT/319CDI/324/326/413CDI/416CDI/419CDI <i>Max 3,5 Ton</i>	e1*2007/46*0300*, -/301*, -/305*, -/309*, -/310*, -/312*, -/556*, -/557*	906BA35/BB35/ BA35G/BB35G/ BA35-4x4/BB35-4x4	05.11	6 ½ J x 16	225/75R16	235/65R16		16095	<b>R1-1647</b>		84	130	6	62	30	<b>119,90</b>
<b>Sprinter II (Facelift)</b>	510CDI/511CDI/513CDI/515CDI/516/516CDI/516NGT/518NGT/518CDI/519CDI/524/526/4x4	e1*2007/46*0300*, -/301*, -/305*, -/309*, -/310*, -/312*, -/556*, -/557*	906BA35/BB35/ BA35G/BB35G/ BA35-4x4/BB35-4x4	05.06-06.13	5 ½ J x 16	205/75R16C	195/75R16		16100	<b>R1-1674</b>		161	205	6	HMA 117	30	<b>155,30</b>
<b>Sprinter II (Facelift)</b>	510CDI/511CDI/513CDI/515CDI/516/516CDI/516NGT/518NGT/518CDI/519CDI/524/526/4x4 <i>Montaggio in gemello - può sostituire R1-1674</i>	e1*2007/46*0294*, -/295*, -/296*, -/299*, -/304*, -/307*, -/308*, -/311*	906BA50/ 906BA50-4x4/ 906BB50-4x4	05.11	5 ½ J x 16	195/75R16	205/75R16		16180	<b>R1-1859</b>		161	205	6	HMA 117	30	<b>155,30</b>
<b>Sprinter II</b>	210CDI/213CDI/216CDI/219BlueTEC/216	e1*2001/116*0353*, L763, L765	906AC30	05.06-05.18	5 ½ J x 16	205/75R16			16168	<b>R1-1673</b>		84	130	6	51	30	<b>123,30</b>
<b>Sprinter II</b>				05.06-05.18	8 ½ J x 16	285/65R16			16203	<b>R1-1933</b>		161	205	6	63	30	<b>205,40</b>
<b>Sprinter II</b>	<i>Sostituisce R1-1933 per TPMS</i>			06.18	8 ½ J x 16	285/65R16			16254	<b>R1-2033</b>		161	205	6	63	30	<b>226,00</b>
<b>Sprinter III</b>	311CDI/314CDI/316CDI/319CDI/411CDI/414CDI/416CDI/419CDI <i>Solo trazione posteriore</i>	a partire da e1*2007/46*0300*14, a partire da e1*2007/46*0294*09, a partire da e1*2007/46*0296*09, a partire da e1*2007/46*301*16	906BA35/906BA50/ 906BB35/906BB50	03.18	6 ½ J x 16	225/65R16	225/75R16	235/65R16	16265	<b>R1-2051</b>		84	130	6	54	30	<b>119,90</b>
<b>Sprinter III</b>	211CDI/214CDI/311CDI/314CDI/411CDI/414CDI <i>Solo per trazione anteriore</i>	e1*2007/46*1760*, -/1761*, -/1762*, -/1763*	KL3A4/FL3A4/ KL3A5/FL3A5	03.18	6 ½ J x 16	225/65R16	225/75R16		16268	<b>R1-2050</b>		84	130	6	62	30	<b>119,90</b>
<b>Sprinter III</b>	511CDI/514CDI/516CDI/519CDI <i>Montaggio in gemello</i>	a partire da e1*2007/46*0294*09, a partire da e1*2007/46*0296*09	906BA50/906BB50	03.18	5 ½ J x 16	195/75R16	205/75R16		16180	<b>R1-1859</b>		161	205	6	HMA 117	30	<b>155,30</b>
<b>Vito-Vito-L</b>	108D/108CDI/110D/110CDI/112CDI/113/114	e9*93/81*0005*, e9*98/14*0005*, e9*2001/116*0005*, H396, H397, H398, K075, K393	638/638-1/108D-KA/ 110D-KA/113KA/ 114-KA	04.96-08.03	5 ½ J x 15	195/70R15			15174	<b>R1-1230</b>		67	112	5	60	40	<b>108,20</b>
<b>Vito II</b>	109CDI/111CDI/111CDI-4x4/115CDI/115CDI-4x4/ 119/122/123	e9*2001/116*0048*, L275, L720	639/639-4/639-5	08.03-09.10	6 J x 16	195/65R16			16131	<b>R1-1752</b>		66,5	112	5	54	30	<b>115,70</b>
<b>Vito II</b>	109CDI/111CDI/111CDI-4x4/115CDI/115CDI-4x4/ 119/120CDI/122/123/126	e9*2001/116*0048*, L275, L720	639/639-4/639-5	08.03-09.10	6 ½ J x 16	205/65R16	225/60R16		16156	<b>R1-1793</b>		66,5	112	5	60	30	<b>123,60</b>
<b>Vito II (Facelift)</b>	110CDI/113CDI	fino a e1*2007/46*0457*08, -/458*, -/459*	639-2/639-4/639-5	10.10-07.14	6 J x 16	195/65R16			16131	<b>R1-1752</b>		66,5	112	5	54	30	<b>115,70</b>
<b>Vito II (Facelift)</b>	110CDI/113CDI/116CDI/122CDI	fino a e1*2007/46*0458*07, fino a -/457*08, fino a -/459*05	639-2/639-4/639-5	10.10-07.14	6 ½ J x 16	205/65R16	225/60R16		16156	<b>R1-1793</b>		66,5	112	5	60	30	<b>123,60</b>
<b>Vito E-CELL</b>	Elektroantrieb <i>Veicolo elettrico</i>	e1*KS07/46*0028*, e1*2007/46*0621*	639-2E/639-4E	05.12-07.14	6 ½ J x 16	205/65R16			16156	<b>R1-1793</b>		66,5	112	5	60	30	<b>123,60</b>
<b>Vito III/Tourer/ Kasten/Mixto</b>	109CDI/111CDI/114CDI/116CDI/119CDI/4-matic	a partire da e1*2007/46*0457*10, a partire da e1*2007/46*0458*08	639-2/639-4	08.14	6 ½ J x 16	195/65R16	205/65R16	225/50R16	16207	<b>R1-1911</b>		66,5	112	5	52	30	<b>114,00</b>
<b>Vito III/Tourer/ Kasten/Mixto</b>	109CDI/111CDI/114CDI/116CDI/119CDI/4-matic	a partire da e1*2007/46*0458*08, a partire da e1*2007/46*0459*06	639-4/639-5	08.14	6 ½ J x 17	225/55R17			17012	<b>R1-1912</b>		66,5	112	5	50	25	<b>122,00</b>
<b>Classe X</b>	X220d/X250d/4-matic	e9*2007/46*6531*	4701	11.17	7 ½ J x 17	255/65R17			17027	<b>R1-2037</b>		66	114,3	6	50	25	<b>124,90</b>



R1-1417



R1-1802



R1-1915

Modello	Motorizzazioni	Omologazione del veicolo	Codice progetto	Anno di produzione	Misura ruota	Misura pneumatico	Disegno MWD	Disegno MW Aftermarket	Osservazioni	Dati tecnici				Pezzi per paletta	Prezzo EUR senza IVA
										Foro centrale	Interasse fori	Fori attacco	Offset		
<b>Mini One/Cooper/Cabrio</b>	1.4-16V/1.6D/1.6-16V Cabrio 1.6i-16V <i>Non monta su Cooper S</i>	e1*98/14*0168*, e1*2001/116*0231*, -/343*	R50/Mini/Mini-N	09.01-01.10	5 ½ J x 15	175/65R15	15142	<b>R1-1417</b>		56	100	4	45	48	<b>96,30</b>
<b>Mini One/Cooper/Cabrio</b>	1.4-16V/1.6D/1.6-16V Cabrio 1.6i-16V	fino a e1*2007/46*0371*09, -/369*	UKL-L/UKL-C	02.10-11.15	5 ½ J x 15	175/65R15	15142	<b>R1-1417</b>		56	100	4	45	48	<b>96,30</b>
<b>Mini Clubman</b>	1.4-16V/1.6-16V/1.6D	e1*2001/116*0343*, e1*2007/46*0370*	Mini-N/UKL-K	10.07-08.15	5 ½ J x 15	175/65R15	15142	<b>R1-1417</b>		56	100	4	45	48	<b>96,30</b>
<b>Mini II One/Cabrio/Cooper</b>	1.2/1.5/1.5D	a partire da e1*2007/46*0371*10, e1*2007/46*1678*, -/1679*, -/1680*	UKL-L/FMLA/ FML4/FMCA	04.14	5 ½ J x 15	175/65R15	15274	<b>R1-1915</b>		66,5	112	5	46	40	<b>88,50</b>
<b>Mini Countryman</b>	1.6/1.6D/2.0D/One/Cooper/ALL4	e1*2007/46*0496*, e24*2007/46*0023*	UKL-X/UKL-N1	09.10	6 ½ J x 16	195/60R16 205/60R16	16157	<b>R1-1802</b>		72,5	120	5	46	30	<b>105,00</b>
<b>Mini Paceman</b>	1.6/1.6D/1.6JCW/2.0D/Cooper/ALL4	e1*2007/46*0563*	UKL-C/X	03.13	6 ½ J x 16	195/60R16 205/60R16	16157	<b>R1-1802</b>		72,5	120	5	46	30	<b>105,00</b>



R1-1574



R1-1575



R1-1737



R1-1753



R1-1805



R1-1806



R1-1822



R1-1880



R1-1900



R1-1951

Modello	Motorizzazioni	Omologazione del veicolo	Codice progetto	Anno di produzione	Misura ruota	Misura pneumatico		Disegno MWD	Disegno MW Aftermarket	Osservazioni	Dati tecnici				Pezzi per paletta	Prezzo EUR senza IVA
											Foro centrale	Interasse fori	Fori attacco	Offset		
ASX	1.8MIVEC/1.8D-D/2WD/4WD	e1*2007/46*0368*	GA0	07.10	6 ½ JJ x 16	215/65R16	215/70R16	16166	<b>R1-1822</b>		67	114,3	5	46	30	<b>106,00</b>
Attrage	1.2 MIVEC	e1*2007/46*1230*	A10	11.14	5 J x 14	175/65R14		14203	<b>R1-1951</b>		56	100	4	38	54	<b>67,50</b>
Colt CZC	1.5i/1.5i-Turbo	e1*2001/116*0368*	Z38	05.06-12.12	6 J x 15	185/55R15	195/50R15	15177	<b>R1-1575</b>		67	114,3	4	46	40	<b>95,30</b>
Colt/CZ3	1.1MPI/1.3MPI/1.5MPI/1.5DI-D	e1*2001/116*0271*, e1*2007/46*0618*	Z30/Z3V	05.04-12.12	5 ½ J x 14	175/65R14		14159	<b>R1-1574</b>		67	114,3	4	46	54	<b>81,50</b>
Colt/CZ3/CZT	1.1MPI/1.3MPI/1.5MPI/1.5DI-D	e1*2001/116*0271*, e1*2007/46*0618*	Z30/Z3V	05.04-12.12	6 J x 15	185/55R15	195/50R15	15177	<b>R1-1575</b>		67	114,3	4	46	40	<b>95,30</b>
i-Miev	i-Miev Solo asse anteriore	e1*2007/46*0527*, -/619*	HAD/HAV	01.11	4 J x 15	145/65R15		15242	<b>R1-1805</b>		56	100	4	35	40	<b>93,20</b>
i-Miev	i-Miev Solo asse posteriore	e1*2007/46*0527*, -/619*	HAD/HAV	01.11	5 J x 15	175/55R15		15243	<b>R1-1806</b>		54	100	4	35	40	<b>93,20</b>
Lancer/Sportback	1.5MPI/1.5MIVEC/1.8MPI/1.8MIVEC/2.0DI-D	e1*2001/116*0441*	CY0	11.07	6 ½ JJ x 16	205/60R16		16125	<b>R1-1737</b>		67	114,3	5	46	30	<b>99,00</b>
Outlander II	2.0DI-D/2.2DI-D/2.4/2.4MIVEC/4WD/2.0MIVEC/2.4/2WD	fino a e1*2001/116*0406*14, -/482*	CW0/CWB	02.07-07.12	6 ½ JJ x 16	215/70R16		16132	<b>R1-1753</b>		67	114,3	5	38	30	<b>104,80</b>
Outlander III	2.0MIVEC/2.2DI-D/Hybrid 2.0PHEV	a partire da e1*2001/116*0406*15, e1*2007/46*1218*	CW0/GFO	08.12	6 ½ J x 16	215/70R16		16141	<b>R1-1880</b>		67	114,3	5	38	30	<b>97,10</b>
Space Star	1.0/1.2	e1*2007/46*0951*	A00	01.13	4 ½ J x 14	165/65R14		14195	<b>R1-1900</b>		56	100	4	46	54	<b>63,70</b>



R1-1172



R1-1270



R1-1304



R1-1373



R1-1434



R1-1435



R1-1436



R1-1630



R1-1684



R1-1728



R1-1740



R1-1763



R1-1764



R1-1765



R1-1794



R1-1799



R1-1811



R1-1833



R1-1834



R1-1891



R1-1896



R1-1897



R1-1898



R1-1965



R1-1966



R1-1972



R1-1997



immagine non disponibile

R1-2076

Modello	Motorizzazioni	Omologazione del veicolo	Codice progetto	Anno di produzione	Misura ruota	Misura pneumatico			Disegno MWD	Disegno MW Aftermarket	Osservazioni	Dati tecnici				Pezzi per paletta	Prezzo EUR senza IVA
												Foro centrale	Interasse fori	Fori attacco	Offset		
Almera	1.5i/1.5dCi/1.8i/2.2dCi	e11*98/14*0129*	N16	02.00-12.06	6 J x 15	175/70R15	185/65R15	195/60R15	15105	R1-1270		66	114,3	4	45	40	101,10
Evalia	1.5-dci90/1.5-dci110/1.6-16V-110	e11*2007/46*0016*, -/17*, e2*2007/46*0185*, e2*K507/46*0061*	M20M/M20N	06.11	5 1/2 J x 14	175/70R14			14188	R1-1811		66	114,3	4	45	54	83,00
Juke	1.5dCi/1.6/1.6DIG-T/4x2/4x4	fino a e11*2007/46*0132*13	F15	12.10-05.14	6 1/2 J x 16	205/60R16	215/60R16		16171	R1-1834		66	114,3	5	40	30	94,00



<b>Juke</b>	1.5dCi/1.6/1.6DIG-T/4x2/4x4	a partire da e11*2007/46*0132*14	F15	06.14	6 ½ JJ x 16	205/60R16			16201	<b>R1-1897</b>		66	114,3	5	40	30	<b>94,50</b>
<b>Juke</b>	Modellreihe 2019				6 ½ J x 16				16284	<b>R1-2076</b>	N	66	114	5	32	30	<b>83,60</b>
<b>Leaf</b>	Electric 80kW	e11*2007/46*0230*	ZE0	03.11-02.18	6 ½ J x 16	205/55R16			16171	<b>R1-1834</b>		66	114,3	5	40	30	<b>94,00</b>
<b>Leaf II</b>	Electric	e9*2007/46*6537*	ZE1	03.18	6 ½ JJ x 16	205/55R16			16201	<b>R1-1897</b>		66	114,3	5	40	30	<b>94,50</b>
<b>Micra</b>	1.0i/1.2i/1.4i	e11*2001/116*0195*	K12	03.03-09.10	5 J x 14	165/70R14			14147	<b>R1-1436</b>		60	100	4	45	54	<b>81,10</b>
<b>Micra/Micra CC</b>	1.0i/1.2i/1.4i/1.5dCi/1.6i/CC 1.4i/1.6i	e11*2001/116*0195*	K12	03.03-09.10	5 ½ J x 15	175/60R15	175/65R15		15149	<b>R1-1435</b>		60	100	4	50	40	<b>84,10</b>
<b>Micra</b>	1.2VTC	e13*2007/46*1111*	K13	10.10-03.17	5 ½ J x 14	165/70R14			14187	<b>R1-1794</b>		60	100	4	45	48	<b>82,00</b>
<b>Micra</b>	1.2VTC	e13*2007/46*1111*	K13	10.10-03.17	5 ½ J x 15	175/60R15			15149	<b>R1-1435</b>		60	100	4	50	40	<b>84,10</b>
<b>Micra</b>	0.9 Turbo/1.0/1.5dCi	e9*2007/46*6454*	K14	04.17	6 J x 15	185/65R15			15205	<b>R1-1684</b>		60	100	4	50	40	<b>82,00</b>
<b>Micra</b>	0.9 Turbo/1.0/1.5dCi	e9*2007/46*6454*	K14	04.17	6 J x 16	195/55R16			16245	<b>R1-1997</b>		60	100	4	50	30	<b>85,40</b>
<b>Navara Mj. 2016</b>	2.3i dCi	e9*2007/46*6364*	D231	01.16	6 J x 16	205R16C110			16229	<b>R1-1965</b>		66	114,3	6	55	30	<b>98,90</b>
<b>Navara Mj. 2016</b>	2.3i dCi	e9*2007/46*6364*	D231	01.16	7 J x 16	255/70R16			16230	<b>R1-1966</b>		66	114,3	6	45	30	<b>111,70</b>
<b>Note</b>	1.4i/1.5dCi/1.6i	e11*2001/116*0268*	E11	03.06-09.13	5 ½ J x 15	175/65R15	185/65R15		15196	<b>R1-1630</b>		60	100	4	45	40	<b>84,10</b>
<b>Note II</b>	1.2/1.2DIG-S/1.5dCi	e11*2007/46*0753*	E12	10.13	5 ½ J x 15	185/65R15			15264	<b>R1-1891</b>		60	100	4	40	40	<b>81,00</b>
<b>NV200 electric</b>	e-NV 200	e11*2007/46*1339*, -/1340*	MEON	04.14	6 J x 15	185/65R15			15272	<b>R1-1898</b>		66	114,3	5	45	40	<b>90,50</b>
<b>Pixo</b>	1.0i	e6*2001/116*0124*	HF	07.09-12.13	4 ½ J x 14	155/65R14			14185	<b>R1-1763</b>		54	100	4	45	63	<b>68,30</b>
<b>Primera</b>	1.6i/1.8i/2.0i/2.0TD/2.0i/Traveller 1.6i/1.8i/2.0i/2.0TD	e11*93/81*0060*	P11	09.96-03.02	6 J x 15	185/65R15	195/60R15		15105	<b>R1-1270</b>		66	114,3	4	45	40	<b>101,10</b>
<b>Primera/ Primera Traveller</b>	1.6i/1.8i/1.9dCi/2.0i/2.2Di/2.2dCi	e11*98/14*0183*	P12	04.02-03.07	6 ½ JJ x 16	205/60R16			16033	<b>R1-1434</b>		66	114,3	5	40	30	<b>103,10</b>
<b>Pulsar</b>	1.2DIG-T/1.5dCi	e9*2007/46*3086*	C13	10.14	6 ½ JJ x 16	195/60R16			16201	<b>R1-1897</b>		66	114,3	5	40	30	<b>94,50</b>
<b>Qashqai</b>	1.5dCi/1.6i/2.0i/2.0dCi/2.0CVT/2.0i-4x4/2.0dCi-4x4/ 2.0CVT-4	e11*2001/116*0295*	J10	02.07-02.14	6 ½ J x 16	215/65R16			16111	<b>R1-1740</b>		66	114,3	5	40	30	<b>99,50</b>
<b>Qashqai II</b>	1.2DIG-T/1.5dCi/1.6dCi/1.6DIG-T	e11*2007/46*0963*	J11	03.14	6 ½ JJ x 16	215/65R16			16201	<b>R1-1897</b>		66	114,3	5	40	30	<b>94,50</b>
<b>Tiida</b>	1.5dCi/1.6i/1.8i	e11*2001/116*0296*	C11	01.08-12.11	5 ½ JJ x 15	185/65R15	195/65R15		15218	<b>R1-1728</b>		66	114,3	4	40	48	<b>85,80</b>

Modello	Motorizzazioni	Omologazione del veicolo	Codice progetto	Anno di produzione	Misura ruota	Misura pneumatico			Disegno MWD	Disegno MW Aftermarket	Osservazioni	Dati tecnici				Pezzi per paletta	Prezzo EUR senza IVA
												Foro centrale	Interasse fori	Fori attacco	Offset		
<b>Cabstar</b>	2.5D/3.0D	e9*2007/46*0030*	F241	05.07-03.12	5 J x 15	195/70R15			15238	<b>R1-1833</b>		130	170	5	106,5	40	<b>97,50</b>
<b>Cabstar</b>	2.5D	e9*2007/46*0030*	F241	04.12	5 J x 15	195/70R15			15289	<b>R1-1972</b>		130	170	6	106,5	40	<b>97,50</b>
<b>Interstar</b>	1.9dCi/2.2dCi/2.5dCi	K963, K964, L226, L223, L226, e2*2001/116*0273*	FDN/NDN/J3/F3/N3	01.03-10.11	6 J x 16	195/65R16	215/65R16	225/65R16	16026	<b>R1-1172</b>		89	130	5	66	30	<b>101,60</b>
<b>Kubistar</b>	1.2i/1.5dCi/1.6i	L195	F1	10.03-12.09	5 ½ J x 14	165/70R14	165/75R14	175/65R14	14075	<b>R1-1304</b>		60	100	4	36	48	<b>76,90</b>
<b>NV200</b>	1.5dCi90/1.5dCi110/1.6-16V-110	e11*2007/46*0016*, -/17*, e2*2007/46*0185*	M20M/M20N	11.09	5 ½ JJ x 14	175/70R14			14188	<b>R1-1811</b>		66	114,3	4	45	54	<b>83,00</b>
<b>NV300</b>	1.6dCi	a partire da e2*2007/46*0037*, a partire da e2*98/14*0271*35	JA4/4	01.15	6 J x 16	205/65R16	215/65R16		16202	<b>R1-1896</b>		66	114,3	5	50	30	<b>94,90</b>
<b>NV400</b>	2.3dCi	e2*2007/46*0137*, -/138*, -/140*, -/142*	M1/M2/M6/M9	12.11	6 ½ J x 16	215/65R16	225/65R16	235/65R16	16147	<b>R1-1765</b>		89	130	5	66	25	<b>96,50</b>
<b>NV400</b>	2.3dCi	e2*2007/46*0137*, -/140*, -/142*	M1/M2/M9	12.11	7 J x 16	235/65R16			16149	<b>R1-1764</b>		89	130	5	66	25	<b>95,60</b>
<b>NV400</b>	2.3dCi <i>Montaggio in gemello - Portata assa posteriore kg 3.200</i>	e2*2007/46*0137*, -/138*, -/140*, -/141*	M1/M2/M6/M7	12.11	5 ½ J x 16	195/75R16			16148	<b>R1-1799</b>		142,1	200	6	HMA 117	25	<b>128,00</b>
<b>Primastar</b>	1.9-dCi/2.0i-16V/2.5dCi	K995, e2*98/14*0271*, e2*2007/46*0037*, K995	F4/J4/4	10.06-12.14	6 J x 16	195/65R16	205/65R16	215/65R16	16034	<b>R1-1373</b>		71	118	5	50	30	<b>95,10</b>



R1-965



R1-1077



R1-1172



R1-1173



R1-1199



R1-1294



R1-1318



R1-1357



R1-1364



R1-1373



R1-1398



R1-1463



R1-1478



R1-1483



R1-1508



R1-1559



R1-1560



R1-1586



R1-1588



R1-1596



R1-1648



R1-1662



R1-1717



R1-1718



R1-1741



R1-1764



R1-1765



R1-1776



R1-1777



R1-1783



R1-1786



R1-1792



R1-1799



R1-1866



R1-1882



R1-1887



R1-1889



R1-1890



R1-1896



R1-1932



R1-1934



R1-1952



R1-1953



R1-1954



R1-1996



immagine  
non  
disponibile

R1-2056



immagine  
non  
disponibile

R1-2060



immagine  
non  
disponibile

R1-2061

Modello	Motorizzazioni	Omologazione del veicolo	Codice progetto	Anno di produzione	Misura ruota	Misura pneumatico			Disegno MWD	Disegno MW Aftermarket	Oscilla- zioni	Dati tecnici				Pezzi per paletta	Prezzo EUR senza IVA
												Foro centrale	Interasse fori	Fori attacco	Offset		
Adam	1.2/1.4	e1*2001/116*0379*	S-D	12.12	5 ½ J x 14	175/70R14			14170	R1-1662		56,5	100	4	39	48	56,60
Adam	1.2/1.4/1.4LPG	e1*2001/116*0379*	S-D	12.12	6 J x 15	185/60R15	185/65R15		15193	R1-1648		56,5	100	4	39	40	73,40
Agila	1.0i-12V/1.2i-16V/1.3CDTI	a partire da e1*98/14*0141*08	H00	10.03-02.08	4 ½ J x 14	155/65R14	165/60R14		14167	R1-1586		54	100	4	45	48	62,50
Agila	1.0i/1.2i/1.3CDTI/LPG	e4*2001/116*0135*, e50*2001/116*0010*	H-B/GMIA	03.08-12.14	5 J x 14	165/70R14			14162	R1-1596		54	100	4	45	48	71,40
Agila	1.0i/1.2i/1.3CDTI/LPG	e4*2001/116*0135*, e50*2001/116*0010*	H-B/GMIA	03.08-12.14	5 ½ J x 15	185/60R15			15216	R1-1717		54	100	4	50	40	75,80
Ampera	1.4 Hybrid	e13*2007/46*1159*	D1J01	01.12-07.17	6 ½ J x 16	205/60R16			16144	R1-1777		70,3	115	5	41	30	89,30
Ampera e-plus	Veicolo elettrico	e13*2007/46*1777*	1G0F	07.18	6 ½ J x 16	205/55R16			16144	R1-1777		70,3	115	5	41	30	89,30
Antara	2.0-CDTI/2.2CDTI/2.4i/3.0V6/3.2V6/Ecotec/4x2/4x4	e4*2001/116*0118*	L-A	10.06	6 ½ J x 16	215/70R16			16150	R1-1792		70,3	115	5	46	34	127,80
Astra-F	1.4i/1.6i/1.7D/TD/TDS	F854,F857,F972,G065, G372, e1*96/79*0074*, e1*98/14*0074*, -/75*	F/F-CC/F-LFW/ F-Cabrio/T92/ T92 Kombi	09.91-03.98	5 ½ J x 13	155 R 13	155/70R13	175/70R13	13022	R1-1398		56,5	100	4	46	54	73,50
Astra-F	1.4i/1.6i/1.7D/TD/1.8i/2.0i/GSi2.0-16V	G065, F857, G372, F854, F972	F/F-CC/F-LFW/ F-Caravan/F-Cabrio	09.91-03.98	5 ½ J x 14	175/65R14	185/60R14	195/60R14	14013	R1-1364		56,5	100	4	49	48	81,50
Astra-G	1.2i-16V/1.6i/1.6i-16V/1.7TD/1.8i-16V/ Caravan 1.6i/1.6i-16V/1.7TD/1.8i-16V	e1*97/27*0086*, -/87*, e1*97/27*0101*, e1*98/14*0086*, -/87*, -/101*	T98/T98NB/ T98-Kombi	04.98-03.04	5 ½ J x 14	165/70R14	175/70R14	185/65R14	14110	R1-1077		56,5	100	4	39	40	76,40
Astra-G	1.2i-16V/1.6i/1.6i-16V/1.7TD/1.8i-16V/ Caravan 1.6i/1.6i-16V/1.7TD/1.7TDi/1.8i-16V	e1*97/27*0086*, -/87*, e1*97/27*0101*, e1*98/14*0086*, -/87*, -/101*	T98/T98NB/ T98-Kombi	04.98-03.04	6 J x 15	185/65R15	195/60R15		15048	R1-1294		56,5	100	4	49	40	76,30
Astra-G	1.8i-16V/2.0i-16V/2.0Di/2.0DTi-16V/2.2i-16V/ Caravan 1.8i-16V/2.0Di/2.0DTi-16V/2.2i-16V	e1*97/27*0086*, -/87*, e1*97/27*0101*, e1*98/14*0086*, -/87*, -/101*, e1*2001/116*0216*	T98/T98NB/ T98-Kombi/T98-CNG	04.98-03.04	6 J x 15	185/65R15	195/60R15		15092	R1-1318		65	110	5	49	40	81,80
Astra-G Coupé/ Cabrio	1.6i-16V/1.8i-16V	e1*98/14*0132*	T98C	02.00-04.05	6 J x 15	185/65R15	195/60R15		15048	R1-1294		56,5	100	4	49	40	76,30
Astra-G Coupé/ Cabrio	1.6i-16V/1.8i-16V/2.2i-16V	e1*98/14*0132*	T98C	02.00-04.05	6 J x 15	185/65R15	195/60R15		15092	R1-1318		65	110	5	49	40	81,80
Astra-H	1.4/1.4-Twinport eco Flex/1.6/Ecotec	e1*2001/116*0261*, -/293*, -/454*, e50*2001/116*0007*, e1*2007/46*0340*, -/341*, -/344*	A-H/(A-H-NB/ A-H-SW/GMIH)	03.04-05.12	6 ½ J x 15	185/65R15	195/60R15	195/65R15	15164	R1-1559		56,5	100	4	35	40	76,10
Astra-H	1.3CDTI/1.6/1.7-CDTI/1.8/Ecotec	e1*2001/116*0261*, -/293*, -/454*, e1*2007/46*340*, -/341*, -/344*, e50*2001/116*0007*, -/08*	A-H/A-H-SW/ A-H-NB/GMIH/GMU	03.04-05.12	6 ½ J x 15	185/65R15	195/60R15	195/65R15	15144	R1-1463		65	110	5	35	40	74,90
Astra-H	1.3-CDTI/1.4/1.6/1.6-Turbo/1.7-CDTI/1.8/1.9-CDTI/ 2.0-Turbo/Ecotec	e1*2001/116*0261*, -/293*, -/454*, e1*2007/46*340*, -/341*, -/344*, e50*2001/116*0007*, -/08*	A-H/A-H-SW/ A-H-NB/GMIH/GMU	03.04-05.12	6 ½ J x 16	205/55R16			16057	R1-1560		65	110	5	37	30	89,40



<b>Astra-H GTC</b>	1.4/1.6/Ecotec	e4*2001/116*0094*	A-H/C	03.05-12.11	6 ½ J x 15	185/65R15	195/60R15	195/65R15	15164	<b>R1-1559</b>	56,5	100	4	35	40	<b>76,10</b>	
<b>Astra-H GTC</b>	1.3CDTI/1.4/1.6/1.7CDTI/1.8/Ecotec	e4*2001/116*0094*	A-H/C	03.05-12.11	6 ½ J x 15	185/65R15	195/60R15	195/65R15	15144	<b>R1-1463</b>	65	110	5	35	40	<b>74,90</b>	
<b>Astra-H GTC/ Twintop</b>	Coupé/1.3CDTI/1.4/1.6/1.7CDTI/1.8/1.9CDTI/2.0-Turbo/ Ecotec Cabrio/1.6/1.8/1.9CDTI/2.0-Turbo/Ecotec	e4*2001/116*0094*	A-H/C	03.05-12.11	6 ½ J x 16	205/55R16			16057	<b>R1-1560</b>	65	110	5	37	30	<b>89,40</b>	
<b>Astra-J/ Sports-Tourer</b>	1.3CDTI/1.4/1.4Turbo/1.6	e1*2007/46*0141*, -/204*, e4*2007/46*0308*	P-J/-SW/-V	12.09	6 ½ J x 16	205/55R16	205/60R16	215/60R16	16143	<b>R1-1776</b>	56,5	105	5	39	30	<b>89,30</b>	
<b>Astra-J/ Sports-Tourer</b>	1.6Turbo/1.7CDTI/2.0CDTI	e1*2007/46*0141*, -/204*, e4*2007/46*0308*	P-J/-SW/-SW-V	12.09	6 ½ J x 16	205/55R16	205/60R16	215/60R16	16144	<b>R1-1777</b>	70,3	115	5	41	30	<b>89,30</b>	
<b>Astra-J GTC</b>	1.4/1.4-Turbo/1.6-Turbo/1.6-SIDI-Turbo/1.7CDTI/2.0C- DTI/ 2.0-BiTurbo CDTI	e4*2007/46*0204*	P-J/SW	01.12	7 J x 17	225/55R17	235/55R17		17014	<b>R1-1932</b>	70,3	115	5	41	25	<b>105,30</b>	
<b>Astra-K/ Sports Tourer</b>	1.0Ecotec/1.4Ecotec/1.6Ecotec/1.6CDTI	e4*2007/46*0996*	B-K	12.15	6 J x 15	195/65R15			15286	<b>R1-1952</b>	56,6	105	5	37	40	<b>70,70</b>	
<b>Astra-K/ Sports Tourer</b>	1.0Ecotec/1.4Ecotec/1.6Ecotec/1.6CDTI/1.6Turbo	e4*2007/46*0996*	B-K	12.15	6 ½ J x 16	205/55R16	215/55R16		16225	<b>R1-1953</b>	56,6	105	5	41	30	<b>83,50</b>	
<b>Cascada</b>	1.4/1.4-Turbo/1.6-SIDI Turbo	e4*2007/46*0204*	P-J/SW	05.13	7 J x 17	225/55R17	235/55R17		17014	<b>R1-1932</b>	70,3	115	5	41	25	<b>105,30</b>	
<b>Combo Combi/ Tour</b>	1.3-CDTI/1.4i-Twinport/1.6i/1.7DI/1.7DTI	e1*98/14*0179*, DE*2007/46*0129*, e1*2007/46*0129*, -/291*	Combo-C/-Van	11.01-12.11	5 ½ J x 14	175/65R14	175/70R14		14165	<b>R1-1588</b>	56,5	100	4	49	48	<b>78,50</b>	
<b>Combo Combi/ Tour</b>	1.3-CDTI/1.4i-Twinport/1.6i/1.7DI/1.7DTI	e1*98/14*0179*, e1*20001/116*0327*, DE*2007/46*0129*, -/131*, e1*2007/46*0129*, -/131*, -/291*, -/293*, e4*2007/46*0299*	Combo-C/ CNG/-Van/-V	11.01-12.11	6 J x 15	185/55R15	185/60R15		15222	<b>R1-1783</b>	56,5	100	4	49	40	<b>90,10</b>	
<b>Combo Combi/ Tour</b>	1.6-CNG/1.7-CDTI	e1*98/14*0179*, e1*20001/116*0327*, DE*2007/46*0129*, -/131*, e1*2007/46*0129*, -/131*, -/291*, -/293*	Combo-C/-CNG/ -Van/-Van-CNG	11.01-12.11	6 J x 15	185/55R15	185/60R15	185/65R15	15092	<b>R1-1318</b>	65	110	5	49	40	<b>81,80</b>	
<b>Combo Life</b>	1.5CDTi	e2*2007/46*0622*	E	09.18	6 ½ J x 15	195/65R15			15302	<b>R1-2056</b>	N	65	108	5	42	40	<b>74,00</b>
<b>Combo Life</b>	1.5CDTi	e2*2007/46*0622*	E	09.18	6 ½ J x 16	205/60R16			16190	<b>R1-1887</b>	N	65	108	5	47	30	<b>81,10</b>
<b>Corsa-B</b>	1.0Eco/1.2i/1.2i-16V/1.4i/1.4iS/1.4i-16V/1.5D/1.5TD/ 1.7D	G290, H393, e1*96/27*0053*, e1*98/14*0053*, e1*97/27*0098*, e1*98/14*0098*	Corsa-B/ Corsa-B-LFW/S93/ S93 Kombi	03.93-09.00	5 J x 13	145 R 13	145/80R13	165/70R13	13033	<b>R1-965</b>	56,5	100	4	49	54	<b>55,90</b>	
<b>Corsa-C</b>	1.0i-12V/1.2i-16V	e1*98/14*0148*	Corsa-C	10.00-08.06	5 J x 13	155/80R13			13050	<b>R1-1199</b>	56,5	100	4	43	63	<b>60,20</b>	
<b>Corsa-C</b>	1.0i-12V/1.2i-16V/1.3CDTI/1.4i-16V/1.7DI-16V/ 1.7DTI-16V/1.8i-16V GSi	e1*98/14*0148*	Corsa-C	10.00-08.06	5 ½ J x 14	175/65R14			14132	<b>R1-1508</b>	56,5	100	4	49	54	<b>64,00</b>	
<b>Corsa-C</b>	1.0i-12V/1.2i-16V/1.3CDTI/1.4i-16V/1.7DI-16V/ 1.7DTI-16V/1.8i-16V GSi	e1*98/14*0148*	Corsa-C	10.00-08.06	6 J x 15	185/55R15			15048	<b>R1-1294</b>	56,5	100	4	49	40	<b>76,30</b>	
<b>Corsa-C</b>	1.7CDTI	e1*98/14*0148*	Corsa-C	07.03-08.06	6 J x 15	185/55R15			15092	<b>R1-1318</b>	65	110	5	49	40	<b>81,80</b>	
<b>Corsa-D</b>	1.0i/1.2i/1.2LPG/1.3CDTI/1.4i/1.4LPG/Ecotec	fino a e1*2001/116*0379*29, E50*2001/116*0001*	S-D/GMIB	09.06-12.14	5 ½ J x 14	175/70R14	185/70R14		14170	<b>R1-1662</b>	56,5	100	4	39	48	<b>56,60</b>	
<b>Corsa-D</b>	1.0i/1.2i/1.2LPG/1.3CDTI/1.4i/1.4LPG/Ecotec	fino a e1*2001/116*0379*29, E50*2001/116*0001*	S-D/GMIB	09.06-12.14	6 J x 15	185/60R15	185/65R15	195/60R15	15193	<b>R1-1648</b>	56,5	100	4	39	40	<b>73,40</b>	

Modello	Motorizzazioni	Omologazione del veicolo	Codice progetto	Anno di produzione	Misura ruota	Misura pneumatico			Disegno MWD	Disegno MW Aftermarket	Osservazioni	Dati tecnici				Pezzi per paletta	Prezzo EUR senza IVA
												Foro centrale	Interasse fori	Fori attacco	Offset		
Corsa-E	1.0/1.2/1.4	a partire da e1*2001/116*0379*30	S-D	12.14-08.19	5 ½ J x 14	175/70R14	185/70R14		14170	R1-1662		56,5	100	4	39	48	56,60
Corsa-E	1.0/1.2/1.3CDTi/1.4/1.4-Turbo	a partire da e1*2001/116*0379*30	S-D	12.14-08.19	6 J x 15	185/65R15			15193	R1-1648		56,5	100	4	39	40	73,40
Corsa-F				09.19	6 J x 15				15303	R1-2060	N	65	108	4	32	40	79,60
Corsa-F				09.19	6 ½ J x 16				16274	R1-2061	N	65	108	4	38	30	82,40
Crossland-X	1.2/1.6-Diesel	e4*2007/46*1194*	P7 Monocab C	08.17	6 ½ J x 15	195/65R15			15261	R1-1889		65	108	4	20	40	76,90
Crossland-X	1.2/1.2Ecotec/1.2Di/1.2DiTurbo/1.6D/1.6EcotecD	e4*2007/46*1194*	P7 Monocab C	08.17	6 ½ J x 16	195/60R16	205/60R16		16189	R1-1890		65	108	4	20	30	82,40
Grandland-X	1.2-Turbo/1.5-D/1.6-D/2.0-D	e2*2007/46*0597*	Z	12.17	7 J x 16	215/70R16			16191	R1-1882		65	108	5	44	30	85,30
Grandland-X	1.2/1.6-D/2.0-D	e2*2007/46*0597*	Z	12.17	7 J x 17	215/65R17			17025	R1-1996		65	108	5	42	25	100,40
Insignia/Sports Tourer	1.6/1.8/2.0-CDTi	e1*2001/116*0475*, e1*2007/46*0374*	OG-A	10.08-03.17	6 ½ J x 16	205/60R16	215/60R16		16120	R1-1718		67	120	5	41	30	89,50
Insignia/Sports Tourer	1.6/1.8/2.0CDTi/2.0Turbo/2.8V6-Turbo/4x4 <i>Sostituisce R1-1716</i>	e1*2001/116*0475*, e1*2007/46*0374*, e1*2007/46*0860*, e50*2007/46*0139*, e50*2007/46*0009*	OG-A/OG-A/V/F-OGA1/GMIK	10.08-03.17	7 J x 17	215/55R17	225/50R17	225/55R17	17015	R1-1934		67	120	5	41	25	107,80
Insignia Grand Sport/Sports Tourer	1.5/1.6 Diesel	e8*2007/46*0264*	Z-B	04.17	6 ½ J x 16	215/60R16			16144	R1-1777		70,3	115	5	41	30	89,30
Kadett	1.3i/1.6i/1.6D/1.7D/1.8i/GSi2.0/GSi2.0-16V/Cabrio 1.3i/1.4i/1.6i/1.6S/2.0i/GSi2.0-16V	E023, E023/1, E023/2, E388, E388/1, D559, D559/1, D559/2, D560, D560/1, D560/2	E/E-CC/E-Cabrio	09.86-08.91	5 ½ J x 14	175/65R14	185/60R14	185/65R14	14013	R1-1364		56,5	100	4	49	48	81,50
Karl/Karl Rocks	1.0 ecoTEC	e1*2007/46*0957*	D-A	04.15	5 J x 14	165/65R14			14201	R1-1954		56,5	100	4	38	48	61,30
Meriva-A	1.3CDTi/1.4/1.6/1.6/1.7DTi/1.8/Ecotec/LPG	e1*2001/116*0215*, e50*2001/116*0002*	X01 Monocab/GMIC	04.03-06.10	6 J x 15	185/60R15			15156	R1-1478		56,5	100	4	43	40	84,10
Meriva-A/OPC	1.7CDTi-Ecotec/1.8-Ecotec	e1*2001/116*0215*	X01 Monocab	06.03-06.10	6 J x 15	185/60R15			15046	R1-1357		65	110	5	43	40	81,00
Meriva-B	1.3CDTi/1.4/1.7CDTi	e4*2007/46*0165*	S-D Monocab B	07.10	6 ½ J x 15	195/65R15			15144	R1-1463		65	110	5	35	40	74,90
Meriva-B	1.3CDTi/1.4/1.7CDTi	e4*2007/46*0165*	S-D Monocab B	07.10	6 ½ J x 16	205/55R16			16057	R1-1560		65	110	5	37	30	89,40
Mokka	1.4-Turbo/1.4-LPG/1.6/1.6CDTi/1.7CDTi/4x4 <i>Alcune versioni montano solo pneumatici da 17", Mokka-X solo 215/65R16 o 17"</i>	fino a e4*2007/46*0537*14	J-A	10.12-09.16	6 ½ J x 16	195/70R16	205/70R16	215/65R16	16181	R1-1866		56,6	105	5	38	30	87,60
Mokka-X	1.4/1.4-Turbo/1.6d/4x4	a partire da e4*2007/46*0537*15	J-A	10.16	6 ½ J x 16	205/70R16	215/65R16		16181	R1-1866		56,6	105	5	38	30	87,60
Omega-B	2.0i/2.0Di/2.0DTi/2.0i-16V/2.2i-16V/2.2DTi-16V/2.5i-V6/2.5TD/2.5DDTi-24V/2.6i-V6/3.0i-MV6/3.2i-V6	G684, G685, e1*96/79*0077*, -/78*, e1*98/14*0077*, -/78*	B/B-Caravan/V94/V94-Kombi	04.94-05.03	6 ½ J x 15	195/65R15	205/65R15		15076	R1-1173		65	110	5	33	40	91,00
Signum	1.6i/1.8i/1.9-CDTi/2.0-DTi/2.2-DTi/Ecotec	e1*2001/116*0214*, -/291*	Vectra/Signum/Z-C/S	05.03-03.09	6 ½ J x 15	195/65R15			15144	R1-1463		65	110	5	35	40	74,90
Signum	1.8i/2.0i-Turbo/1.9-CDTi/2.0-DTi/2.2i-direct/2.2DTi/2.8V6-Turbo/3.0V6-CDTi/3.2i-V6/Ecotec	e4*2001/116*0214*, -/291*	Vectra/Signum/Z-C/S	05.03-03.09	6 ½ J x 16	205/55R16	215/55R16		16045	R1-1483		65	110	5	41	30	89,30
Tigra Twin Top	1.3CDTi/1.4i Twinport/1.8i Ecotec	e11*2001/116*0227*	X-C/Roadster	09.04-12.09	6 J x 15	185/55R15			15156	R1-1478		56,5	100	4	43	40	84,10
Tigra Twin Top	1.3CDTi/1.4i Twinport/1.8i Ecotec	e11*2001/116*0227*	X-C/Roadster	09.04-12.09	6 ½ J x 15	185/60R15			15164	R1-1559		56,5	100	4	35	40	76,10
Vectra-A	1.6i/1.6iS/1.7D/TD/1.8i/1.8i-16V/2.0i/2000i-16V/GT2.0i-16V/4x4	E947, E947/1, E948, E948/1, E951, E951/1	A/A-CC/A-X	09.88-08.92	5 ½ J x 14	175/70R14	195/60R14		14013	R1-1364		56,5	100	4	49	48	81,50

<b>Vectra-B</b>	1.6i/1.6i-16V/1.7TD/1.8i-16V/2.0DI/2.0DTi	e1*93/81*0030*, e1*95/54*0030*, -/44*	J96/J96-Kombi	10.95-03.02	5 ½ J x 14	175/70R14	185/70R14	14110	<b>R1-1077</b>	56,5	100	4	39	40	<b>76,40</b>	
<b>Vectra-B</b>	1.6i/1.6i-16V/1.7TD/1.8i-16V/2.0DI	e1*93/81*0030*, e1*95/54*0030*, -/44*	J96/J96-Kombi	09.96-03.02	6 J x 15	195/65R15	205/60R15	15048	<b>R1-1294</b>	56,5	100	4	49	40	<b>76,30</b>	
<b>Vectra-B</b>	1.6i-16V/1.8i-16V/2.0i-16V/2.2i-16V/2.2DTi-16V/2.5i-V6/2.6i-V6	e1*93/81*0030*, e1*95/54*0030*, -/44*, e1*98/14*0030*, -/44*	J96/J96-Kombi	10.95-03.02	6 J x 15	195/65R15	205/60R15	15092	<b>R1-1318</b>	65	110	5	49	40	<b>81,80</b>	
<b>Vectra-C</b>	1.6i/1.8i/2.0i/2.0-DTi/2.2i/2.2-Dti/Ecotec	e1*98/14*0187*, e1*2001/116*0238*, -/290*, -/292*, e11*2001/116*0214*	Vectra-Lim/Z-C/ Vectra-SW/Z-C-SW	04.02-03.09	6 ½ J x 15	195/65R15		15144	<b>R1-1463</b>	65	110	5	35	40	<b>74,90</b>	
<b>Vectra-C</b>	1.6i/1.8i/1.9CDTi/2.0-DTi/2.2i/2.2-DTi/2.8V6-Turbo/3.0V6-CDTi/3.2i-V6-GTS/Ecotec	e1*98/14*0187*, e1*2001/116*0290*, e11*2001/116*0214*	Vectra-Lim/Z-C	09.02-03.09	6 ½ J x 16	205/55R16	215/55R16	16045	<b>R1-1483</b>	65	110	5	41	30	<b>89,30</b>	
<b>Vectra-C Caravan</b>	1.6i/1.8i/1.9CDTi/2.0-DTi/2.2i/2.2-DTi/2.8V6-Turbo/3.0V6-CDTi/3.2i-V6-GTS/Ecotec	e1*2001/116*0238*, -/292*	Vectra-SW/Z-C-SW	06.03-03.09	6 ½ J x 16	205/55R16	215/55R16	16045	<b>R1-1483</b>	65	110	5	41	30	<b>89,30</b>	
<b>Vivaro Life</b>	1.9DI/1.9DTi/2.0i/2.0-CDTi/2.5DTi/2.5-CDTi	e1*98/14*0170*	X83	10.06-08.14	6 J x 16	195/65R16	205/65R16	215/65R16	16034	<b>R1-1373</b>	71	118	5	50	30	<b>95,10</b>
<b>Zafira-A</b>	1.6i-16V/1.6CNG/1.8i-16V/2.0DTi-16V	e1*98/14*0110*, -/200*	T98-Monocab/CNG	03.99-07.05	6 J x 15	195/65R15		15046	<b>R1-1357</b>	65	110	5	43	40	<b>81,00</b>	
<b>Zafira-B</b>	1.6/1.8/1.8LPG	e1*2001/116*0325*, E50*2001/116*0003*	A-H/Monocab/GMIG	08.05-12.11	6 ½ J x 15	195/65R15		15144	<b>R1-1463</b>	65	110	5	35	40	<b>74,90</b>	
<b>Zafira-B</b>	1.6/1.6CNG/1.7CDTi/1.8/1.8LPG/1.9CDTi/2.0-Turbo/2.2-Direct/Ecotec	e1*2001/116*0325*, -/378*, e50*2001/116*0003*, e1*2007/46*0497*	A-H/Monocab/-CNG/ GMIC	08.05-12.11	6 ½ J x 16	195/60R16	205/55R16	16057	<b>R1-1560</b>	65	110	5	37	30	<b>89,40</b>	
<b>Zafira-C Tourer</b>	1.4-Turbo/1.6CNG/1.8/2.0CDTi <i>Alcune versioni montano solo 17"</i>	e4*2007/46*0204*, -/308*	P-J/SW/P-J-SW-V	11.11	6 ½ J x 16	215/60R16		16144	<b>R1-1777</b>	70,3	115	5	41	30	<b>89,30</b>	

## OPEL VEICOLI COMMERCIALI

Modello	Motorizzazioni	Omologazione del veicolo	Codice progetto	Anno di produzione	Misura ruota	Misura pneumatico			Disegno MWD	Disegno MW Aftermarket	Osservazioni	Dati tecnici				Pezzi per paletta	Prezzo EUR senza IVA
												Foro centrale	Interasse fori	Fori attacco	Offset		
<b>Astra-Van</b>	1.6i/1.7D/2.0D	K182	Astra-G-Van	07.98-04.05	5 ½ J x 14	175/70R14	185/65R14	185/70R14	14110	<b>R1-1077</b>		56,5	100	4	39	40	<b>76,40</b>
<b>Astra-Van</b>	1.6i/1.7D/2.0D	K182	Astra-G-Van	07.98-04.05	6 J x 15	185/55R15	195/50R15		15048	<b>R1-1294</b>		56,5	100	4	49	40	<b>76,30</b>
<b>Astra-H/Van</b>	1.3CDTi/1.7CDTi	e1*2007/46*0576*	A-H/Van	01.11	6 ½ J x 15	195/65R15			15144	<b>R1-1463</b>		65	110	5	35	40	<b>74,90</b>
<b>Astra-H/Van</b>	1.3CDTi/1.7CDTi/1.9CDTi/2.0CDTi	e1*2007/46*0576*	A-H/Van	01.11	6 ½ J x 16	205/55R16			16057	<b>R1-1560</b>		65	110	5	37	30	<b>89,40</b>
<b>Astra-J Van</b>	1.3CDTi/1.4/1.6	e4*2007/46*0309*	P-J/V	12.11	6 ½ J x 16	205/60R16	215/60R16		16143	<b>R1-1776</b>		56,5	105	5	39	30	<b>89,30</b>
<b>Astra-J Van</b>	1.7CDTi	e4*2007/46*0309*	P-J/V	12.11	6 ½ J x 16	205/60R16	215/60R16		16144	<b>R1-1777</b>		70,3	115	5	41	30	<b>89,30</b>
<b>Combo-C</b>	1.3-CDTi/1.4i-Twinport/1.6i/1.7DI/1.7DTi/Ecotec	e1*98/14*0179*, DE*2007/46*0129*, e1*2007/46*0129*, -/291*, K886	Combo-C/Van	11.01-12.11	5 ½ J x 14	175/65R14	175/70R14		14165	<b>R1-1588</b>		56,5	100	4	49	48	<b>78,50</b>
<b>Combo-C</b>	1.3-CDTi/1.4i-Twinport/1.6i/1.6CNG/1.7DI/1.7DTi/Ecotec	e1*98/14*0179*, e1*2001/116*0327*, DE*2007/46*0129*, e1*2007/46*0129*, -/131*, -/291*, -/293*, e4*2007/46*0299*, K886, L620	Combo-C/-CNG/ -Van/-V	06.02-12.11	6 J x 15	185/55R15	185/60R15		15222	<b>R1-1783</b>		56,5	100	4	49	40	<b>90,10</b>
<b>Combo-C</b>	1.6CNG/1.7CDTi/Ecotec	e1*98/14*0179*, e1*2001/116*0327*, DE*2007/46*0129*, -/131*, e1*2007/46*0129*, -/131*, -/291*, -/293*, K886, L620	Combo-C/-CNG/ -Van/-Van-CNG	06.02-12.11	6 J x 15	185/55R15	185/60R15	185/65R15	15092	<b>R1-1318</b>		65	110	5	49	40	<b>81,80</b>

# OPEL VEICOLI COMMERCIALI (segue)



Modello	Motorizzazioni	Omologazione del veicolo	Codice progetto	Anno di produzione	Misura ruota	Misura pneumatico			Disegno MWD	Disegno MW Aftermarket	Osservazioni	Dati tecnici				Pezzi per paletta	Prezzo EUR senza IVA
												Foro centrale	Interasse fori	Fori attacco	Offset		
Combo-D	1.3CDTi/1.4/1.6CDTi	e3*2007/46*0076*, -/79*	Combo-D/ Combo-D-Van	12.11-07.18	6 J x 15	185/65R15	195/65R15		15232	R1-1741		58	98	5	39	40	79,30
Combo-D	1.3CDTi/1.4/1.4CNG/1.6CDTi/2.0CDTi	e3*2007/46*0076*, -/79*	Combo-D/ Combo-D-Van	12.11-07.18	6 J x 16	195/60R16			16154	R1-1786		58	98	5	36,5	30	89,00
Combo-E	1.5CDTi	e2*2007/46*0623*	E	09.18	6 ½ J x 16	195/60R15			15302	R1-2056	N	65	108	5	42	40	74,00
Combo-E	1.5CDTi	e2*2007/46*0623*	E	09.18	6 ½ J x 16	205/60R16			16190	R1-1887	N	65	108	5	47	30	81,10
Corsa-B Van	1.7D	H393	B-LFW	01.96-10.01	5 J x 13	145 R13	145/80R13	165/70R13	13033	R1-965		56,5	100	4	49	54	55,90
Corsa-C Van	1.2i	L659	Corsa-C-Van	07.05-02.11	5 J x 13	155/80R13			13050	R1-1199		56,5	100	4	43	63	60,20
Corsa-C Van	1.2i/1.3-CDTi/1.4i/Ecotec	L659	Corsa-C-Van	07.05-02.11	5 ½ J x 14	175/65R14			14165	R1-1588		56,5	100	4	49	48	78,50
Corsa-C Van	1.2i/1.3-CDTi/1.4i/Ecotec	L659	Corsa-C-Van	07.05-02.11	6 J x 15	185/55R15			15222	R1-1783		56,5	100	4	49	40	90,10
Corsa-C Van	1.7CDTi-Ecotec	L659	Corsa-C-Van	07.05-02.11	6 J x 15	185/55R15			15092	R1-1318		65	110	5	49	40	81,80
Corsa-D Van	1.0/1.2/1.3CDTi	fino a e1*2007/46*0505*08, fino a e50*2007/46*0055*04	S-D/-Van/-V	12.10-03.15	5 ½ J x 14	185/70R14			14170	R1-1662		56,5	100	4	39	48	56,60
Corsa-D Van	1.0/1.2/1.3CDTi	fino a e1*2007/46*0505*08, fino a e50*2007/46*0055*04	S-D/-Van/-V	12.10-03.15	6 J x 15	185/60R15	185/65R15	195/60R15	15193	R1-1648		56,5	100	4	39	40	73,40
Corsa-E Van	1.2/1.4	a partire da e1*2007/46*0505*09	S-D/Van/-V	04.15	5 ½ J x 14	175/70R14	185/70R14		14170	R1-1662		56,5	100	4	39	48	56,60
Corsa-E Van	1.2/1.3CDTi/1.4	a partire da e1*2007/46*0505*09, a partire da e1*2007/46*0555*05	S-D/Van/-V	04.15	6 J x 15	185/65R15			15193	R1-1648		56,5	100	4	39	40	73,40
Meriva-B Van	1.7CDTi	e4*2007/46*0271*	S-D/Monocab B/V	01.11	6 ½ J x 16	195/60R16	205/55R16		16057	R1-1560		65	110	5	37	30	89,40
Movano	1.9DTi/2.2DTi/2.5DTi/2.5-CDTi/2.8DTi/3.0DTi	e2*98/14*0130*, e1*98/14*0178*, K155, K156, K157, K158, K159, L393	J9/J9-AOAG/H9/ F9/U9/E9/G9/N9	08.00-02.10	6 J x 16	195/65R16	215/65R16	225/65R16	16026	R1-1172		89	130	5	66	30	101,60
Movano II	2.3CDTi	e1*2007/46*0362*, -/405*, -/471*, -/579*	MR/MS/MT/MW	03.10	6 ½ J x 16	215/65R16	225/65R16	235/65R16	16147	R1-1765		89	130	5	66	25	96,50
Movano II	2.3CDTi	e1*2007/46*0362*, -/405*, -/471*, -/472*	MR/MS/MT/MU	03.10	5 ½ J x 16	195/75R16			16148	R1-1799		142,1	200	6	HMA 117	25	128,00
Movano II	2.3CDTi	e1*2007/46*0362*, -/471*, -/579*	MR/MS/MW	03.10	7 J x 16	235/65R16			16149	R1-1764		89	130	5	66	25	95,60
Vivaro II	1.9D/1.9DTi/2.0i/2.0-CDTi/2.5DTi/2.5-CDTi	fino a e1*98/14*0170*29, fino a e1*2007/46*0575*11, K830, L048	X83/E7/F7	10.06-08.14	6 J x 16	195/65R16	205/65R16	215/65R16	16034	R1-1373		71	118	5	50	30	95,10
Vivaro III	1.6CDTi/1.6BiTurbo CDTi	a partire da 2007/46*0575*12, a partire da e1*98/14*0170*30	F7/X83	09.14	6 J x 16	205/65R16	215/65R16		16202	R1-1896		66	114,3	5	50	30	94,90
Zafira-B Van	1.6CNG-Turbo/1.7CDTi	e1*2007/46*0595*	A-H/Monocab/V	01.11	6 ½ J x 16	195/60R16	205/55R16		16057	R1-1560		65	110	5	37	30	89,40





R1-933



R1-1087



R1-1150



R1-1278



R1-1300



R1-1320



R1-1334



R1-1369



R1-1372



R1-1456



R1-1470



R1-1476



R1-1582



R1-1583



R1-1601



R1-1635



R1-1636



R1-1640



R1-1643



R1-1651



R1-1663



R1-1664



R1-1675



R1-1679



R1-1681



R1-1683



R1-1700



R1-1701



R1-1735



R1-1753



R1-1769



R1-1778



R1-1781



R1-1782



R1-1805



R1-1806



R1-1880



R1-1881



R1-1882



R1-1887



R1-1889



R1-1890



R1-1908



R1-1909



R1-1910

**R1-1930****R1-1931****R1-1941****R1-1980****R1-1996****R1-2041****R1-2046****immagine non disponibile****R1-2056****immagine non disponibile****R1-2059****immagine non disponibile****R1-2060****immagine non disponibile****R1-2061**

Modello	Motorizzazioni	Omologazione del veicolo	Codice progetto	Anno di produzione	Misura ruota	Misura pneumatico			Disegno MWD	Disegno MW Aftermarket	Osservazioni	Dati tecnici				Pezzi per palette	Prezzo EUR senza IVA
												Foro centrale	Interasse fori	Fori attacco	Offset		
<b>106</b>	1.0i/1.1i	G128, F888	1A/1C	07.92-05.96	5,00 B x 13	145/70R13	155/70R13	165/65R13	13023	<b>R1-933</b>		65	108	4	20	54	<b>69,70</b>
<b>106</b>	1.0i/1.1i/1.4i/1.5D/1.6i Automatic	e2*93/81*0047* fino a -/52*, -/55*, -/56*, -/96*, e2*98/14*0047* fino a -/52*, -/55*, -/56*, -/196*, -/210*, -/211*	1*CDY/CDZ/HDY/KFX/NFZ/VJY/VJZZ/VJX/HFX/KFW	06.96-12.03	5,00 B x 13	155/70R13	165/70R13		13023	<b>R1-933</b>		65	108	4	20	54	<b>69,70</b>
<b>107</b>	1.0i/1.4HDi	fino a e11*2001/116*0237*10	P/P*****	08.05-06.14	4 ½ J x 14	155/65R14			14163	<b>R1-1601</b>		54	100	4	39	54	<b>66,70</b>
<b>108</b>	68VTi/82VTi	a partire da e11*2001/116*0237*11	P*****	07.14	4 ½ J x 14	165/65R14			14198	<b>R1-1930</b>		54	100	4	35	54	<b>66,70</b>
<b>108</b>	68VTi/82VTi	a partire da e11*2001/116*0237*11	P*****	07.14	4 ½ J x 15	165/60R15			15275	<b>R1-1931</b>		54	100	4	35	40	<b>77,60</b>
<b>1007</b>	1.4i/1.4HDi	e2*2001/116*0300*	K/K*****	05.05-12.09	5 ½ J x 14	175/65R14			14143	<b>R1-1150</b>		65	108	4	24	54	<b>65,00</b>
<b>1007</b>	1.4i/1.4HDi/1.6HDi/1.6i-16V	e2*2001/116*0300*	K/K*****	05.05-12.09	6 J x 15	185/60R15			15101	<b>R1-1372</b>		65	108	4	27	40	<b>73,10</b>
<b>205</b>	XS/GR/GT/CT/1.8D/1.9GTi/Cabrio 1.1CJ/1.4CJ/1.6CJ	D091/2, D390/1, D390/2, E174/1, E174/2, e2*93/81*0205*	20A/20C/20D/20	09.82-12.88	5,00 B x 13	145 R 13	155/70R13	165/70R13	13083	<b>R1-1300</b>		65	108	4	28	63	<b>68,70</b>
<b>206</b>	1.1i/1.4i/1.9D	e2*93/81*0168*, -/169*, -/170*, -/85*, -/173*, e2*98/14*0168*, -/173*, -/212*, -/237*, -/85*	2*HFZ/HFY/KFX/WJY/WJ/KFW/HFX	10.98-02.09	5,00 B x 13	165/70R13	175/70R13		13083	<b>R1-1300</b>		65	108	4	28	63	<b>68,70</b>
<b>206/SW</b>	1.1i/1.4i/1.4HDi/1.6i/1.6i-16V/1.9D/2.0HDi	e2*93/81*0168* fino a -/171*, -/173*, -/174*, -/085*, e2*98/14*0168*, -/171*, -/173*, -/174*, -/212*, -/237*, -/238*, -/250*, -/085*, e2*2001/116*0291*, -/311*	2*HFZ/HFY/KFX/NFZ/WJZ/RHY/HFX/WJY/KFW/NFU/8HX/KFU/8HZ	10.98-02.09	5 ½ J x 14	175/65R14	185/65R14		14091	<b>R1-1320</b>		65	108	4	34	54	<b>66,00</b>
<b>206/SW</b>	1.4i/1.6i-16V/1.6HDi/1.6HDiFAP/2.0i-16V/2.0i-16V-Turbo/2.0HDi	e2*98/14*0238*, -/239*, -/174*, e2*2001/116*0269*, -/291*, -/310*	2*NFU/RFN/RHY/RFK/9HZ/9HX/KFU	08.00-02.09	6 J x 15	185/55R15	195/55R15		15101	<b>R1-1372</b>		65	108	4	27	40	<b>73,10</b>
<b>206 CC</b>	1.6i-16V/2.0i-16V	e2*98/14*0238*, -/239*	2*NFU/RFN	03.01-03.07	6 J x 15	185/55R15	195/55R15		15101	<b>R1-1372</b>		65	108	4	27	40	<b>73,10</b>
<b>206 Plus</b>	1.1/1.4/1.4HDi <i>Fino a ABE-NG*01</i>	fino a e2*2001/116*0374*01	2*****	01.09-12.12	5 ½ J x 14	175/65R14			14091	<b>R1-1320</b>		65	108	4	34	54	<b>66,00</b>
<b>206 Plus</b>	1.1/1.4/1.4HDi <i>A partire da ABE-NG*02</i>	a partire da e2*2001/116*0374*02	2*****	01.09-12.12	5 ½ J x 14	175/65R14			14143	<b>R1-1150</b>		65	108	4	24	54	<b>65,00</b>
<b>206 Plus</b>	1.4/1.4HDi	e2*2001/116*0374*	2*****	01.09-12.12	6 J x 15	185/60R15			15101	<b>R1-1372</b>		65	108	4	27	40	<b>73,10</b>

<b>207/SW</b>	1.4i/1.4i-16V/1.4Hdi/1.6VTi/1.6Hdi	e2*2001/116*0340*	W*****	06.06-06.15	6 J x 15	185/65R15			15195	<b>R1-1651</b>	65	108	4	23	40	<b>73,30</b>	
<b>207/SW/CC</b>	1.6i-16V/1.6VTi/1.6THP/1.6Hdi	e2*2001/116*0340*	W*****	06.06-06.15	6 J x 16	195/55R16			16003	<b>R1-1640</b>	65	108	4	27	30	<b>83,50</b>	
<b>208</b>	1.0VTi/1.2VTi/1.4VTi/1.4Hdi/1.6VTi/1.6Hdi	e2*2007/46*0070*	C	04.12	6 J x 15	185/65R15			15195	<b>R1-1651</b>	65	108	4	23	40	<b>73,30</b>	
<b>208</b>	1.0VTi/1.2VTi/1.4VTi/1.4Hdi/1.6Hdi/1.6THP/1.6VTi	e2*2007/46*0070*	C	04.12	6 J x 16	195/55R16			16152	<b>R1-1781</b>	65	108	4	23	30	<b>86,10</b>	
<b>208 II</b>	1.2/1.5D			10.18	6 J x 15				15303	<b>R1-2060</b>	N	65	108	4	32	40	<b>79,60</b>
<b>208 II</b>	1.2/1.5D			10.18	6 ½ J x 16				16274	<b>R1-2061</b>	N	65	108	4	38	30	<b>82,40</b>
<b>2008</b>	1.2-82VTi/1.6-120VTi/1.4Hdi-68/1.6Hdi-92/100/115	a partire da e2*2007/46*0070*11	C	06.13	6 ½ J x 15	195/65R15			15261	<b>R1-1889</b>	65	108	4	20	40	<b>76,90</b>	
<b>2008</b>	1.2-82VTi/1.6-120VTi/1.4Hdi-68/1.6Hdi-92/100/115/130	a partire da e2*2007/46*0070*11	C	06.13	6 ½ J x 16	195/60R16	205/55R16		16189	<b>R1-1890</b>	65	108	4	20	30	<b>82,40</b>	
<b>2008 II</b>	info			12.18	6 ½ J x 16				16273	<b>R1-2059</b>	N	65	108	4	32	30	<b>82,40</b>
<b>301</b>	1.2/1.6/1.6DCI	e2*2007/46*0224*	D	12.12	6 J x 15	185/65R15			15195	<b>R1-1651</b>	65	108	4	23	40	<b>73,30</b>	
<b>306</b>	1.4i/1.6i	G264, e2*93/81*0147*	7/7*KFX	03.93-08.01	5,00 B x 13	165/70R13	175/70R13		13023	<b>R1-933</b>	65	108	4	20	54	<b>69,70</b>	
<b>306</b>	1.6i-16V/1.8i/2.0Hdi	e2*98/14*0081*, -/148*, -/241*	7*LFY/NFT/RHY	07.00-02.01	6 J x 15	195/55R15			15180	<b>R1-1087</b>	65	108	4	18	40	<b>84,30</b>	
<b>307/SW/Break</b>	1.4i/1.4Hdi/1.6i-16V/1.6Hdi-FAP/2.0i/2.0Hdi/2.0Hdi-FAP	e2*98/14*0242*, -/243*, -/245*, -/251*, e2*2001/116*0287*, -/288*, -/299*, -/301*, -/333*	3*NFU/RHY/KFW/8HZ/KFU/9HY/9HZ/9HX/9HV	09.01-12.08	6 J x 15	195/65R15			15101	<b>R1-1372</b>	65	108	4	27	40	<b>73,10</b>	
<b>307/SW/Break/CC</b>	1.4Hdi/1.6i-16V/1.6Hdi-FAP/2.0i/2.0Hdi/2.0Hdi-FAP	e2*98/14*0243*, -/244*, -/245*, -/251*, -/252*, e2*2001/116*0235*, -/243*, -/287*, -/299*, -/301*, -/313*, -/333*	3*NFU/FFN/RHY/8HZ/RHS/9HY/RHR/RFK/9HZ/9HX/RFJ/9HV	09.01-12.08	6 ½ J x 16	205/55R16			16074	<b>R1-1582</b>	65	108	4	31	30	<b>84,50</b>	
<b>308/SW/CC</b>	1.4VTi/1.6VTi/1.6Hdi/2.0Hdi/CC 1.6Hdi	e2*2001/116*0362*	4/4*****	10.07-12.13	6 ½ J x 15	195/65R15			15207	<b>R1-1700</b>	65	108	4	27	40	<b>74,40</b>	
<b>308/SW/CC</b>	1.4VTi/1.6VTi/1.6THP/1.6Hdi/2.0Hdi	e2*2001/116*0362*	4/4*****	10.07-12.13	7 J x 16	205/55R16	215/55R16		16116	<b>R1-1701</b>	65	108	4	32	30	<b>85,70</b>	
<b>308/SW</b>	1.2THP/1.2VTi/1.6VTi/1.6Hdi <i>Alcune versioni non ammettono 15"</i>	e2*2007/46*0405*	L	10.13	6 ½ J x 15	195/65R15			15263	<b>R1-1881</b>	65	108	5	42	40	<b>74,00</b>	
<b>308/SW</b>	1.2THP/1.2VTi/1.6VTi/1.6Hdi/2.0Hdi/2.0GT-Hdi	e2*2007/46*0405*	L	10.13	7 J x 16	205/55R16			16191	<b>R1-1882</b>	65	108	5	44	30	<b>85,30</b>	
<b>3008</b>	1.2THP/1.6THP/1.6VTi/1.6Hdi/2.0Hdi/Hybrid	e2*2001/116*0377*, e2*2007/46*0094*	OU/OU****/HU	10.07-10.16	7 J x 16	215/60R16			16116	<b>R1-1701</b>	65	108	4	32	30	<b>85,70</b>	
<b>3008</b>	1.2THP/1.6THP/1.6VTi/1.6Hdi/2.0Hdi/Hybrid	e2*2001/116*0377*, e2*2007/46*0094*	OU/OU****/HU	06.09-10.16	7 ½ J x 17	225/50R17			17008	<b>R1-1778</b>	65	108	4	29	20	<b>108,90</b>	
<b>3008 II</b>	1.2/1.6Hdi/1.6THP/2.0Hdi	e2*2007/46*0534*	M	11.16	7 J x 17	215/65R17			17025	<b>R1-1996</b>	65	108	5	42	25	<b>100,40</b>	
<b>406</b>	1.6i/1.8i/1.8i-16V/1.9TD/2.0Hdi/2.1TD/TDi/2.0i-16V/2.0 turbo	e2*93/81*0023*, fino a -/29*, -/73*, -/87*, -/88*, -/155*, -/188*, e2*98/14*0024*, -/25*, -/26*, -/87*, -/88*, -/92*, -/155*, -/188*, -/223*, -/222*, -/264*	8*BFZ/RFV/LFY/DHX/P8C/RGX/LFX/RFN/DHW/LFX/D8B/RHZ/RHY/RFV/RFV/RHS	11.95-03.04	6 J x 15	195/65R15			15036	<b>R1-1334</b>	E	65	108	4	18	40	<b>84,40</b>
<b>406</b>	1.6i/1.8i/1.8i-16V/1.9TD/2.0Hdi/2.1TD/TDi/2.0i-16V/2.0 turbo	e2*93/81*0023*, fino a -/29*, -/73*, -/87*, -/88*, -/155*, -/188*, e2*98/14*0024*, -/25*, -/26*, -/87*, -/88*, -/92*, -/155*, -/188*, -/223*, -/222*, -/264*	8*BFZ/RFV/LFY/DHX/P8C/RGX/LFX/RFN/DHW/LFX/D8B/RHZ/RHY/RFV/RFV/RHS	11.95-03.04	6 J x 15	195/65R15			15180	<b>R1-1087</b>	65	108	4	18	40	<b>84,30</b>	
<b>407/Break</b>	1.6Hdi/1.8i-16V/2.0i-16V/2.0Hdi-FAP/Break 1.6Hdi/1.8i-16V/2.0i-16V/2.0Hdi-FAP	e2*2001/116*0292*, -/0293*, -/0297*, -/0312*, -/328*, -/330*, -/331*, -/336*, -/369*	6*9HZ/RFZ/RFN/RHR/RHL/RFJ/6FY/9HY/6*****	04.04-12.10	6 ½ J x 16	205/60R16			16053	<b>R1-1476</b>	65	108	5	44	30	<b>91,50</b>	
<b>407/Break</b>	2.0i-16V/2.0Hdi-FAP/2.2i-16V/3.0iV6-24V/Break 2.0i-16V/2.0Hdi-FAP/2.2i-16V/3.0iV6-24V	e2*2001/116*0293*, -/294*, -/295*, -/297*, -/312*, -/328*, -/331*, -/332*, -/346*, -/352*	6*RHR/XFU/3FZ/RFN/RHLRFJ/3FY/4HP/4HT/UHZ	04.04-12.10	7 J x 17	215/55R17			17004	<b>R1-1583</b>	65	108	5	48	25	<b>115,60</b>	
<b>407 Coupé</b>	2.2i-16V	e2*2001/116*0332*	6*3FY	08.05-12.10	7 J x 17	215/55R17			17004	<b>R1-1583</b>	65	108	5	48	25	<b>115,60</b>	
<b>4007</b>	2.2Hdi-FAP/2.4-16V	e2*2001/116*0357*	V/V*****	09.07-07.12	6 ½ JJ x 16	215/70R16			16132	<b>R1-1753</b>	67	114,3	5	38	30	<b>104,80</b>	



Modello	Motorizzazioni	Omologazione del veicolo	Codice progetto	Anno di produzione	Misura ruota	Misura pneumatico			Disegno MWD	Disegno MW Aftermarket	Oscen- zioni	Dati tecnici				Pezzi per paletta	Prezzo EUR senza IVA
												Foro centrale	Interasse fori	Fori attacco	Offset		
<b>4008</b>	1.6/1.6Hdi-115/1.8Hdi-150	e2*2007/46*0115*	B	08.12	6 1/2 J x 16	215/70R16			16141	<b>R1-1880</b>		67	114,3	5	38	30	<b>97,10</b>
<b>508/SW</b>	1.6THP/1.6VTi/1.6Hdi/2.0Hdi	e2*2007/46*0080*	8	05.11-03.18	7 J x 16	215/60R16			16153	<b>R1-1782</b>		65	108	5	47	30	<b>85,40</b>
<b>508/SW/ First Edition</b>	Blue Hdi 130/160/180 Pure Tech 180/225	e2*2007/46*0080*	8	04.18	7 J x 16	215/60R16	225/55R16	225/60R16	16256	<b>R1-2041</b>		65	108	5	40	30	<b>info</b>
<b>5008</b>	1.6VTi/1.6THP/1.6Hdi/2.0Hdi/Snow Motion	e2*2007/46*0004*	0/0*****	11.09-03.17	7 J x 16	215/55R16			16138	<b>R1-1769</b>		65	108	4	29	30	<b>84,50</b>
<b>5008 II</b>	PureTech-130(1.2)/THP-165(1.6)/Hdi-120(1.6)/Hdi-150/-180(2.0)	e2*2007/46*0534*	M	04.17	7 J x 17	215/65R17			17025	<b>R1-1996</b>		65	108	5	42	25	<b>100,40</b>
<b>807</b>	2.0D/2.0Hdi/2.0i-16V/2.2Hdi/2.2i-16V <i>Ammissa solo su vetture che montano la ruota acciaio di serie</i>	e2*98/14*0253*	E/E*****	09.02	6 1/2 J x 15	205/65R15	215/65R15		15152	<b>R1-1456</b>		58	98	5	27	40	<b>90,80</b>
<b>807</b>	2.0D/2.0Hdi/2.0i-16V/2.2Hdi/2.2i-16V	e2*98/14*0253*	E/E*****	09.02	7 J x 16	215/60R16			16050	<b>R1-1470</b>		58	98	5	27	30	<b>106,30</b>
<b>Bipper Tepee</b>	1.3Hdi/1.4i/1.4Hdi	e3*2001/116*0272*, e3*2007/46*0012*	A/A*****	02.08	6 J x 15	185/65R15			15211	<b>R1-1681</b>		58	98	4	44	40	<b>75,70</b>
<b>Boxer II</b>	2.2Hdi-100/2.2Hdi-120/3.0Hdi-160	fino a e3*2001/116*0233*10, fino a e3*2007/46*0045*08	Y	10.06-03.14	6 J x 15	205/70R15	215/70R15	225/70R15	15200	<b>R1-1635</b>		71,1	118	5	68	40	<b>97,70</b>
<b>Boxer II</b>	2.2Hdi-120/3.0Hdi-160	fino a e3*2001/116*0233*10, fino a e3*2007/46*0045*08	Y	10.06-03.14	6 J x 16	215/75R16	225/75R16		16094	<b>R1-1636</b>		78,1	130	5	68	30	<b>117,00</b>
<b>Expert I Kombi</b>	2.0i-16V/2.0Hdi	e2*2001/116*0185*	B/B*****	03.04-01.07	6 1/2 J x 15	205/65R15			15198	<b>R1-1643</b>		58	98	5	31	40	<b>91,50</b>
<b>Expert II Tepee</b>	1.6Hdi-90/2.0Hdi-120/2.0Hdi-135-FAP/2.0B-140	e2*2001/116*0349*, e2*2007/46*0046*	X/X*****	02.07	7 J x 16	215/60R16			16098	<b>R1-1675</b>		65	108	5	42	30	<b>98,00</b>
<b>Expert Traveller</b>	1.6-Hdi95/Hdi115/2.0-Hdi150	e2*2007/46*0532*	V	06.16	7 J x 16	215/65R16			16237	<b>R1-1980</b>		65	108	5	46	30	<b>85,20</b>
<b>iOn</b>	iOn <i>Ruota anteriore</i>	e2*2007/46*0069*	1	01.11	4 J x 15	145/65R15			15242	<b>R1-1805</b>		56	100	4	35	40	<b>93,20</b>
<b>iOn</b>	iOn <i>Ruota posteriore</i>	e2*2007/46*0069*	1	01.11	5 J x 15	175/55R15			15243	<b>R1-1806</b>		54	100	4	35	40	<b>93,20</b>
<b>Partner I Kombi</b>	1.1i/1.4i/1.6i/1.8i/1.9D/2.0Hdi	e2*93/81*0060*,-/61*,-/62*,-/133*,-/182*, e2*98/14*0060*,-/61*,-/133*,-/182*,-/202*,-/228*,-/229*,-/230,-/231*	5*HDZ/DJY/WJZ/ KFX/LFX/RHY/KFW/ NFU/WJY	03.96-03.03	5 1/2 J x 14	175/65R14	175/70R14		14073	<b>R1-1278</b>		65	108	4	24	54	<b>79,60</b>
<b>Partner I Kombi</b>	1.6i/2.0Hdi	e2*98/14*0202*,-/230*	5*NFU/RHY	01.01-03.03	6 J x 15	185/65R15			15085	<b>R1-1369</b>		65	108	4	18	40	<b>82,10</b>
<b>Partner I Kombi</b>	1.4i/1.6Hdi/1.9D/2.0Hdi	e2*2001/116*0279*,-/281*,-/282*,-/322,-/338*	G*KFW/WJY/ RHY/9HX/9HW	04.03-12.08	5 1/2 J x 14	175/70R14			14073	<b>R1-1278</b>		65	108	4	24	54	<b>79,60</b>
<b>Partner I Kombi</b>	1.6i-16V/1.6Hdi/2.0Hdi	e2*2001/116*0280*,-/282*,-/322*,-/337*	G*NFU/ RHY/9HX/9HW	04.03-12.08	6 J x 15	185/65R15			15085	<b>R1-1369</b>		65	108	4	18	40	<b>82,10</b>
<b>Partner II Tepee</b>	1.6-16V/1.6Hdi/Electrique	e2*2001/116*0365*, e2*2007/46*0001*	7/7*****	07.08	6 1/2 J x 15	195/65R15	195/70R15	205/65R15	15213	<b>R1-1735</b>		65	108	4	27	40	<b>86,70</b>
<b>Partner II Tepee</b>	1.6-16V/1.6Hdi	e2*2001/116*0365*, e2*2007/46*0001*	7/7*****	07.08	6 1/2 J x 16	215/55R16			16089	<b>R1-1663</b>		65	108	4	26	25	<b>86,10</b>
<b>Partner III/Rifter</b>	1.5Hdi	e2*2007/46*0624*	E	09.18	6 1/2 J x 15	195/65R15			15302	<b>R1-2056</b>	N	65	108	5	42	40	<b>74,00</b>
<b>Partner III/Rifter</b>	1.5Hdi	e2*2007/46*0624*	E	09.18	6 1/2 J x 16	205/60R16	215/65R16		16190	<b>R1-1887</b>	N	65	108	5	47	30	<b>81,10</b>

Modello	Motorizzazioni	Omologazione del veicolo	Codice progetto	Anno di produzione	Misura ruota	Misura pneumatico	Disegno MWD	Disegno MW Aftermarket	Osservazioni	Dati tecnici				Pezzi per paletta	Prezzo EUR senza IVA		
										Foro centrale	Interasse fori	Fori attacco	Offset				
<b>Bipper</b>	1.3HDI/1.4i/1.4HDI <i>Alcune versioni montano solo 15" - grigia</i>	N127, e3*2007/46*0012*	225L/A	02.08	5 ½ J x 14	175/70R14		14179	<b>R1-1679</b>		58	98	4	44	54	<b>61,90</b>	
<b>Bipper</b>	1.3HDI/1.4i/1.4HDI <i>Alcune versioni montano solo 15"</i>	N127, e3*2007/46*0012*	225L/A	02.08	5 ½ J x 14	175/70R14		14208	<b>R1-1683</b>		58	98	4	44	54	<b>59,50</b>	
<b>Bipper</b>	1.3HDI/1.4i/1.4HDI	N127, e3*2007/46*0012*	225L/A	02.08	6 J x 15	185/65R15		15211	<b>R1-1681</b>		58	98	4	44	40	<b>75,70</b>	
<b>Boxer II</b>	2.2HDI-100/2.2HDI-120/3.0HDI-160	L771, L772, L936	250/250D/250L	10.06-03.14	6 J x 15	215/70R15	225/70R15	15200	<b>R1-1635</b>		71,1	118	5	68	40	<b>97,70</b>	
<b>Boxer II</b>	2.2HDI/3.0HDI	L771, L772, L936	L771/L772/L936	10.06-03.14	6 J x 16	215/75R16	225/75R16	16094	<b>R1-1636</b>		78,1	130	5	68	30	<b>117,00</b>	
<b>Boxer II</b>	2.2HDI/3.0HDI	fino a e3*2007/46*0045*08, e3*2007/46*0050*	Y	07.11-03.14	6 J x 16	215/75R16	225/75R16	16094	<b>R1-1636</b>		78,1	130	5	68	30	<b>117,00</b>	
<b>Boxer II (Facelift)</b>	2.2HDI/3.0HDI <i>Finestre ovali</i>	a partire da e3*2001/116*0233*12, a partire da e3*2007/46*0045*10	Y	04.14	6 J x 15	215/70R15	225/70R15	15273	<b>R1-1908</b>		71,1	118	5	68	40	<b>95,10</b>	
<b>Boxer II (Facelift)</b>	2.2HDI/3.0HDI <i>Finestre tonde</i>	a partire da e3*2001/116*0233*12, a partire da e3*2007/46*0045*10	Y	04.14	6 J x 15	215/70R15	225/70R15	15281	<b>R1-1941</b>		71,1	118	5	68	40	<b>95,10</b>	
<b>Boxer II (Facelift) Light</b>	2.2HDI/3.0HDI <i>Portata max kg 2.200</i>	a partire da e3*2001/116*0233*12, a partire da e3*2007/46*0045*10	Y	04.14	6 J x 16	215/75R16	221/75R16	16208	<b>R1-1909</b>		71,1	118	5	68	30	<b>117,00</b>	
<b>Boxer II (Facelift)</b>	2.2HDI/3.0HDI <i>Portata max kg 2.400</i>	a partire da e3*2001/116*0233*12, a partire da e3*2007/46*0045*10, a partire da e2*2007/46*0050*08	Y	04.14	6 J x 16	215/75R16	225/75R16	16209	<b>R1-1910</b>		78	130	5	68	30	<b>117,00</b>	
<b>Expert I (Facelift)</b>	1.9D/2.0i-16V/2.0HDI	H174	222	03.04-01.07	6 ½ J x 15	195/65R15	205/65R15	15198	<b>R1-1643</b>		58	98	5	31	40	<b>91,50</b>	
<b>Expert II Kasten</b>	1.6HDI-90/2.0HDI-FAP-135	L867	G9	02.07	6 ½ J x 15	215/65R15		15201	<b>R1-1664</b>		65	108	5	38	40	<b>91,60</b>	
<b>Expert II Kasten</b>	1.6HDI-90/2.0HDI-120/2.0HDI-135-FAP/2.0B-140	L867	G9	02.07	7 J x 16	215/60R16		16098	<b>R1-1675</b>		65	108	5	42	30	<b>98,00</b>	
<b>Expert III</b>	1.6-HDI95/HDI115/2.0HDI120/HDI150/HDI180	e2*2007/46*0533*	V	08.16	7 J x 16	215/65R16		16237	<b>R1-1980</b>		65	108	5	46	30	<b>85,20</b>	
<b>Expert III</b>					7 J x 17			17035	<b>R1-2046</b>	N	65	108	5	46	25	<b>106,20</b>	
<b>Partner I</b>	170C 1.1i/1.4i/1.6i/1.9D/2.0HDI/190 C 1.4i/1.9D/2.0HDI	e2*93/81*0060*, -/61*, -/62*, -/133*, -/182*, e2*98/14*0060*, -/61*, -/133*, -/182*, -/202*, -/228*, -/229*, -/230*, -/231*, H420	5/5*HDZ/DJY/KFX/ LFX/WJZ/RHY/HFX/ KFW/NFU/WJY	03.96-03.03	5 ½ J x 14	165/70R14	175/65R14	175/70R14	14073	<b>R1-1278</b>		65	108	4	24	54	<b>79,60</b>
<b>Partner I</b>	170C/190C/1.1i/1.4i/1.6i-16V/1.9D/2.0HDI	L083, L162, L163	M59/M59GL/M59GN	04.03-12.08	5 ½ J x 14	175/65R14		14073	<b>R1-1278</b>		65	108	4	24	54	<b>79,60</b>	
<b>Partner II</b>	1.6-16V/1.6HDI	N128	B9	07.08-05.18	6 ½ J x 15	195/65R15	195/70R15	15213	<b>R1-1735</b>		65	108	4	27	40	<b>86,70</b>	
<b>Partner III/Rifter</b>	1.5HDI	e2*2007/46*0624*	E	09.18	6 ½ J x 16	205/60R16		16190	<b>R1-1887</b>	N	65	108	5	47	30	<b>81,10</b>	





R1-1025



R1-1749



R1-1798



R1-1875

Modello	Motorizzazioni	Omologazione del veicolo	Codice progetto	Anno di produzione	Misura ruota	Misura pneumatico	Disegno MWD	Disegno MW Aftermarket	Osservazioni	Dati tecnici				Pezzi per paletta	Prezzo EUR senza IVA
										Foro centrale	Interasse fori	Fori attacco	Offset		
Ape					4,00 B x 12				R1-1749						63,20
Porter					4,00 B x 12		12005	R1-1025		66,5	110	4	50		69,60
Porter	Ruota grigia				4 1/2 J x 13		13119	R1-1798		66,5	110	4	50		76,00
Porter		e11*2007/46*0031*	S90		4,50 B x 14	165/65R14	14196	R1-1875		110	139,7	5	90		80,90



R1-950



R1-1132



R1-1172



R1-1187



R1-1303



R1-1304



R1-1312



R1-1350



R1-1373



R1-1429



R1-1432



R1-1468



R1-1469



R1-1579



R1-1580



R1-1611



R1-1612



R1-1637



R1-1669



R1-1670



R1-1712



R1-1713



R1-1732



R1-1734



R1-1764



R1-1765



R1-1799



R1-1833



R1-1855



R1-1865



R1-1892



R1-1894



R1-1896



R1-1897



R1-1937



R1-1938



R1-1946



R1-1955



R1-1956



R1-1972



R1-1984



immagine  
non  
disponibile

R1-2045



immagine  
non  
disponibile

R1-2075



immagine  
non  
disponibile

R1-2076

Modello	Motorizzazioni	Omologazione del veicolo	Codice progetto	Anno di produzione	Misura ruota	Misura pneumatico	Disegno MWD	Disegno MW Aftermarket	Osservazioni	Dati tecnici				Pezzi per paletta	Prezzo EUR senza IVA			
										Foro centrale	Interasse fori	Fori attacco	Offset					
<b>Capture</b>	0.9TCe90/1.2TCe120/1.3TCe130/1.3TCe150/1.5dCi90/1.5dCi110	e2*2001/116*0327*	R	05.13	6 ½ J x 16	205/60R16				16193	<b>R1-1892</b>	60	100	4	40	30	<b>83,30</b>	
<b>Capture HJB</b>					6 ½ J x 16					16284	<b>R1-2076</b>	N	66	114	5	32	30	<b>83,60</b>
<b>Clio I</b>	1.2RN/Prima/Campus	F543, e2*93/81*0064*	B/C57/57	03.93-09.98	4,50 B x 13	145/70R13 155/70R13				13041	<b>R1-950</b>	60	100	4	36	63	<b>58,90</b>	
<b>Clio II/Campus/Storia</b>	1.2eco/1.2LPG/1.2i/1.2i-16V/1.4i-16V/1.5dCi/1.6i-16V/1.9dt/Campus/Storia 1.2eco/1.2LPG/1.2-16V/dCi65	e2*93/81*0126*, e2*98/14*0126*	B	10.98-12.12	5 ½ J x 14	165/65R14 175/60R14 175/65R14				14084	<b>R1-1132</b>	60	100	4	36	54	<b>64,30</b>	
<b>Clio II/Campus/Storia</b>	1.2eco/1.2LPG/1.2i-16V/1.4i-16V/1.5dCi/1.6i-16V/2.0i-16V Sport/Campus/Storia 1.2eco/1.2LPG/1.2-16V/dCi65	e2*98/14*0126*	B	06.00-12.12	6 J x 15	185/55R15				15109	<b>R1-1350</b>	60	100	4	43	40	<b>87,80</b>	
<b>Clio III</b>	2.0i-16V/1.9dCi	e2*2001/116*0327*	R	09.05-06.13	6 ½ J x 16	195/50R16				16082	<b>R1-1612</b>	60	100	4	43	30	<b>93,00</b>	
<b>Clio III/Grandtour</b>	1.2i-16V	e2*2001/116*0327*	R	09.05-06.13	5 ½ J x 15	165/65R15				15178	<b>R1-1579</b>	60	100	4	43	48	<b>81,00</b>	
<b>Clio III/Grandtour</b>	1.2i-16V/1.5dCi/1.4i-16V/1.6i-16V/2.0i-16V	e2*2001/116*0327*	R	09.05-06.13	6 J x 15	175/65R15 185/60R15				15179	<b>R1-1580</b>	60	100	4	50	40	<b>72,90</b>	
<b>Clio III/Grandtour</b>	1.2i-16V/1.5dCi/1.4i-16V/1.6i-16V/2.0i-16V	a partire da e2*2001/116*0327*46*	R	09.05-06.13	6 J x 15	185/60R15 185/65R15				15189	<b>R1-1611</b>	60	100	4	43	40	<b>69,60</b>	
<b>Clio IV/Grandtour</b>	0.9-TCe90/1.2-16V-65/75/120/1.5-dCi-75/90/110	a partire da e2*2001/116*0327*46*	R	11.12-08.18	6 J x 15	185/65R15				15253	<b>R1-1855</b>	60	100	4	40	40	<b>86,40</b>	
<b>Clio V</b>	info			03.19	6 J x 15					15301	<b>R1-2045</b>	N	60	100	4	31	40	<b>86,40</b>
<b>Clio V</b>	info			03.19	6 ½ J x 16					16282	<b>R1-2075</b>	N	60	100	4	37		<b>87,80</b>
<b>Espace/Grand Espace</b>	1.9dCi/2.0i/2.0T/2.0dCi	e2*98/14*0265*	K	10.02-03.15	6 ½ J x 16	225/60R16				16046	<b>R1-1432</b>	60	108	5	50	30	<b>102,80</b>	
<b>Espace/Grand Espace</b>	1.9dCi/2.0i-16V/2.0T/2.0dCi/2.2dCi/3.0dCi/3.5V6	e2*98/14*0265*	K	10.02-03.15	7 J x 17	225/55R17				17003	<b>R1-1429</b>	60	108	5	50	25	<b>127,10</b>	
<b>Espace</b>	dCi130-1.6/dCi160-1.6/TCe200-1.6/TCe225-1.8	e2*2007/46*0470*	RFC	04.15	7 J x 17	235/65R17				17019	<b>R1-1946</b>	66	114,3	5	37	20	<b>109,80</b>	
<b>Fluence</b>	1.5dCi/1.6-16V/2.0-16V	e2*2001/116*0373*	Z	06.10-12.14	6 ½ J x 15	205/65R15				15215	<b>R1-1734</b>	66	114,3	5	43	40	<b>77,80</b>	
<b>Fluence</b>	1.5dCi/1.6-16V/2.0-16V	e2*2001/116*0373*	Z	06.10-12.14	6 ½ J x 16	205/60R16				16122	<b>R1-1732</b>	66	114,3	5	47	30	<b>87,80</b>	
<b>Fluence Z.E.</b>	Elektrofahrzeug Veicolo elettrico	e2*2007/46*0090*	LZ	02.12-12.14	6 ½ J x 16	205/55R16				16122	<b>R1-1732</b>	66	114,3	5	47	30	<b>87,80</b>	
<b>Kadjar/Kadjar XMOD</b>	dCi110/dCi130/TCe130/TCe160	e2*2007/46*0475*	RFE	04.15	6 ½ JJ x 16	215/65R16				16201	<b>R1-1897</b>	66	114,3	5	40	30	<b>94,50</b>	
<b>Kangoo</b>	1.2i/1.2i-16V/1.4i/1.5dCi/1.9D/1.9dTi	e2*93/81*0164*, e2*98/14*0164*	KC	04.98-12.09	5 ½ J x 14	165/70R14 165/75R14 175/65R14				14084	<b>R1-1132</b>	60	100	4	36	54	<b>64,30</b>	
<b>Kangoo II</b>	1.5dCi/1.6-8V/1.6-16V	e2*2001/116*0364*, e2*2007/46*0006*	W	02.08	5 ½ J x 14	185/70R14				14181	<b>R1-1713</b>	60	100	4	45	54	<b>75,90</b>	

<b>Kangoo II</b>	1.2TCE/1.5dCi/1.6-8V/1.6-16V/1.6LPG	e2*2001/116*0364*, e2*2007/46*0006*	W	02.08	6 J x 15	195/65R15			15214	<b>R1-1712</b>		60	108	5	44	48	<b>82,50</b>
<b>Laguna</b>	1.6i-16V/1.9dTi/1.9dCi/2.0i Proaktiv/2.2dT	e2*93/81*0012*, e2*98/14*0012*	B56	05.96-02.01	6 ½ J x 15	195/60R15	195/65R15	205/60R15	15064	<b>R1-1312</b>		60	100	4	50	40	<b>100,60</b>
<b>Laguna Grandtour</b>	1.6i-16V/1.9dTi/2.0i Proaktiv	e2*93/81*0011*, e2*98/14*0011*	K56	06.96-02.01	6 ½ J x 15	195/60R15	195/65R15		15064	<b>R1-1312</b>		60	100	4	50	40	<b>100,60</b>
<b>Laguna II/ Grandtour</b>	1.6i-16V/1.8i-16V/1.9dCi/2.0i-16V/2.0dCi/2.2dCi/3.0iV6-24V/Automatic	e2*98/14*0206*	G	03.01-09.07	6 ½ J x 16	205/55R16	205/60R16		16027	<b>R1-1187</b>		60	108	5	50	40	<b>91,80</b>
<b>Laguna III/ Grandtour</b>	1.5dCi/1.6-16V/2.0-16V	e2*2001/116*0363*	T	10.07-10.12	6 J x 16	195/60R16			16113	<b>R1-1669</b>		66	114,3	5	42	30	<b>83,60</b>
<b>Laguna III/ Grandtour</b>	1.5dCi/1.6-16V/2.0-16V/2.0dCi	e2*2001/116*0363*	T	10.07	7 J x 16	205/60R16	215/55R16	215/60R16	16114	<b>R1-1670</b>		66	114,3	5	47	30	<b>83,90</b>
<b>Latitude</b>	2.0-16V/2.0dCi	e2*2001/116*0363*	T	10.10	7 J x 16	195/60R16	205/60R16	215/55R16	16114	<b>R1-1670</b>		66	114,3	5	47	30	<b>83,90</b>
<b>Megane</b>	Limousine/Classic 1.4i-16V/1.6i-16V/1.6e/Cabrio/Coupé 1.4i-16V/1.6e	e2*93/81*0009*, -/10*, -/72*, -/103*, e2*98/14*0009*, -/10*, -/72*, -/103*	BA/DA/LA/EA	01.96-10.02	5 ½ J x 14	175/65R14	175/70R14	185/60R14	14084	<b>R1-1132</b>		60	100	4	36	54	<b>64,30</b>
<b>Megane</b>	Limousine/Classic 1.4i-16V/1.6i-16V/1.8i/1.9dTi/1.9dCi/Cabrio/Coupé 1.4i-16V/1.6i-16V/2.0i-16V-dCi	e2*98/14*0009*, -/10*, -/72*, -/103*	BA/DA/LA/EA	07.99-10.02	6 J x 15	185/55R15	185/60R15		15109	<b>R1-1350</b>		60	100	4	43	40	<b>87,80</b>
<b>Megane Break</b>	1.4i-16V/1.9dTi	e2*98/14*0192*	KA	01.99-05.03	5 ½ J x 14	175/70R14			14084	<b>R1-1132</b>		60	100	4	36	54	<b>64,30</b>
<b>Megane Break</b>	1.6i-16V/1.8i/1.9dTi/1.9dCi	e2*98/14*0192*	KA	08.99-05.03	6 J x 15	185/60R15			15109	<b>R1-1350</b>		60	100	4	43	40	<b>87,80</b>
<b>Megane Scenic</b>	1.4i-16V/1.6i/1.6e/1.6i-16V/1.9dTi/1.9dCi/2.0i-16V	e2*93/81*0068*, e2*98/14*0068*	JA	08.99-05.03	6 J x 15	185/65R15	195/60R15	205/55R15	15109	<b>R1-1350</b>		60	100	4	43	40	<b>87,80</b>
<b>Megane Scenic</b>	1.6i/1.6eRN/RT	e2*93/81*0068*, e2*98/14*0068*	JA	01.97-07.98	5 ½ J x 14	175/70R14			14084	<b>R1-1132</b>		60	100	4	36	54	<b>64,30</b>
<b>Megane II</b>	1.4i-16V/1.5dCi/1.6i-16V/1.9dCi/Cabrio 1.6i-16V/1.9dCi	e2*98/14*0272*	M	11.02-12.08	6 ½ J x 15	195/65R15			15153	<b>R1-1469</b>		60	100	4	45	40	<b>76,60</b>
<b>Megane II</b>	1.4i-16V/1.5dCi/1.6i-16V/1.9dCi/2.0i-16V/2.0T-16V/Cabrio 1.6i-16V/1.9dCi/2.0i-16V/2.0T-16V	e2*98/14*0272*	M	11.02-12.08	6 ½ J x 16	205/55R16			16038	<b>R1-1468</b>		60	100	4	49	30	<b>99,70</b>
<b>Megane II Scenic</b>	1.4i-16V/1.5dCi/1.6i-16V	e2*2001/116*0274*	JM	06.03-12.08	6 ½ J x 15	195/65R15			15153	<b>R1-1469</b>		60	100	4	45	40	<b>76,60</b>
<b>Megane II Scenic/ Grand Scenic</b>	1.4i-16V/1.5dCi/1.6i-16V/1.9dCi/2.0i-16V/2.0T-16V	e2*2001/116*0274*	JM	06.03-12.08	6 ½ J x 16	205/55R16	205/60R16		16038	<b>R1-1468</b>		60	100	4	49	30	<b>99,70</b>
<b>Megane III/ Coupé/Grandtour</b>	1.2Tce/1.4Tce/1.5dCi/1.6-16V/2.0-16V/Coupé/Cabrio 1.4Tce/1.5dCi/1.6-16V/2.0-16V	e2*2001/116*0373*	Z	11.08-12.15	6 ½ J x 15	195/65R15			15215	<b>R1-1734</b>		67	114,3	5	43	40	<b>77,80</b>
<b>Megane III/ Coupé/Grandtour</b>	1.4Tce/1.5dCi/1.6-16V/1.9dCi/2.0-16V/Coupé 1.4Tce/1.5dCi/1.6-16V/1.9dCi/2.0-16V	e2*2001/116*0373*	Z	11.08-12.15	6 ½ J x 16	205/55R16			16122	<b>R1-1732</b>		67	114,3	5	47	30	<b>87,80</b>
<b>Megane III Scenic</b>	1.5dCi/1.6-16V <i>Non monta né Scenic né Xmod</i>	e2*2001/116*0379*	JZ	06.09-12.15	6 ½ J x 15	195/65R15			15215	<b>R1-1734</b>		67	114,3	5	43	40	<b>77,80</b>
<b>Megane III Scenic/ Grand Scenic/ Xmod</b>	1.4Tce/1.5dCi/1.6-16V/1.9dCi	e2*2001/116*0379*	JZ	06.09-12.15	6 ½ J x 16	205/55R16	205/60R16		16122	<b>R1-1732</b>		67	114,3	5	47	30	<b>87,80</b>
<b>Megane IV/ Megane Grandtour</b>	dCi110(1.5d)/Tce100(1.2)/Tce130(1.2)	e2*2007/46*0546*	RFB	09.04-12.12	6 J x 15	195/65R15			15285	<b>R1-1955</b>		66	114,3	5	35	40	<b>75,40</b>

Modello	Motorizzazioni	Omologazione del veicolo	Codice progetto	Anno di produzione	Misura ruota	Misura pneumatico			Disegno MWD	Disegno MW Aftermarket	Osservazioni	Dati tecnici				Pezzi per paletta	Prezzo EUR senza IVA
												Foro centrale	Interasse fori	Fori attacco	Offset		
<b>Megane IV/ Megane Grandtour</b>	dCi110(1.5d)/dCi130(1.6d)/TCe100(1.2)/TCe130(1.2)	e2*2007/46*0546*	RFB	12.15	6 ½ J x 16	205/55R16			16222	<b>R1-1956</b>		66	114,3	5	41	30	<b>83,60</b>
<b>Modus/ Grand Modus</b>	1.2i-16V	e2*2001/116*0319*	P	09.04-12.12	5 ½ J x 15	165/65R15	185/60R15		15178	<b>R1-1579</b>		60	100	4	43	48	<b>81,00</b>
<b>Modus/ Grand Modus</b>	1.2i-16V/1.5dCi/1.4i-16V/1.6i-16V	e2*2001/116*0319*	P	09.04-12.12	6 J x 15	175/75R15	185/60R15		15179	<b>R1-1580</b>		60	100	4	50	40	<b>72,90</b>
<b>Scenic</b>	dCi95/dCi110/dCi130/dCi160/TCe115/TCe130/TCe140/TCe160/TCe165	e2*2007/46*0574	RFA	08.16	6 ½ J x 20	195/55R20			20001	<b>R1-1984</b>		66	114,3	5	33	20	<b>130,30</b>
<b>Talisman/ Grandtour</b>	dCi110(1.5d)/dCi130(1.6d)	e11*2007/46*2969*	RFD	11.15	6 ½ J x 16	215/60R16			16222	<b>R1-1956</b>		66	114,3	5	41	30	<b>83,60</b>
<b>Thalia/Symbol</b>	1.2i-16V/1.4d/1.4i-16V/1.5dCi/1.6i-16V	e2*98/14*0126*	B	01.02-12.08	5 ½ J x 14	175/65R14	185/60R14		14084	<b>R1-1132</b>		60	100	4	36	54	<b>64,30</b>
<b>Thalia/Symbol</b>	1.2i-16V/1.4e/1.4i-16V/1.5dCi/1.6i-16V	e2*98/14*0126*	B	01.02-12.08	6 J x 15	185/55R15			15109	<b>R1-1350</b>		60	100	4	43	40	<b>87,80</b>
<b>Twingo I</b>	1.2i	G391, e2*93/81*0071*, e2*98/14*0071*	C06	05.93-08.07	4,50 B x 13	145/70R13	155/70R13		13041	<b>R1-950</b>		60	100	4	36	63	<b>58,90</b>
<b>Twingo I</b>	1.2i/1.2i-16V	e2*98/14*0071*	C06	10.00-08.07	5 ½ J x 14	155/65R14			14084	<b>R1-1132</b>		60	100	4	36	54	<b>64,30</b>
<b>Twingo II</b>	1.2/1.2-16V-TCE/1.2-16V-GT/1.5dCi	e2*2001/116*0359*	N	10.07-08.14	5 ½ J x 14	165/65R14	175/65R14		14175	<b>R1-1637</b>		60	100	4	29	54	<b>65,60</b>
<b>Twingo III</b>	SCe70/TCe90/TCe110 <i>Asse anteriore</i>	e2*2007/46*0457*	AH	09.14	5 J x 15	165/65R15			15268	<b>R1-1937</b>		60	100	4	38	40	<b>73,40</b>
<b>Twingo III</b>	SCe70/TCe90/TCe110 <i>Asse posteriore</i>	e2*2007/46*0457*	AH	09.14	5 ½ J x 15	185/60R15			15269	<b>R1-1938</b>		60	100	4	36	40	<b>74,40</b>
<b>Vel Satis</b>	2.0i/2.0T/2.0dCi/2.2dCi/3.5i-V6/3.0dCi	e2*98/14*0263*, e2*98/14D0263*	J	10.02-12.09	7 J x 17	225/55R17			17003	<b>R1-1429</b>		60	108	5	50	25	<b>127,10</b>
<b>Zoe</b>	Zoe	e2*2007/46*0251*	AG	09.12	6 J x 15	185/65R15			15245	<b>R1-1865</b>		60	100	4	40	40	<b>80,10</b>



Modello	Motorizzazioni	Omologazione del veicolo	Codice progetto	Anno di produzione	Misura ruota	Misura pneumatico			Disegno MWD	Disegno MW Aftermarket	Osservazioni	Dati tecnici				Pezzi per paletta	Prezzo EUR senza IVA
												Foro centrale	Interasse fori	Fori attacco	Offset		
<b>Kangoo Rapid</b>	1.2i/1.4i/1.9D	H984	FC	04.98-12.07	5,00 B x 13	165/70R13			13068	<b>R1-1303</b>	E	60	100	4	36	54	<b>66,20</b>
<b>Kangoo Rapid/Express/Campus</b>	1.2i/1.2i-16V/1.4i/1.5dCi/1.6i-16V/1.9D/1.9dTi	H984, K558	FC/FCT	04.98-12.07	5 ½ J x 14	165/70R14	165/75R14	175/65R14	14075	<b>R1-1304</b>		60	100	4	36	48	<b>76,90</b>
<b>Kangoo II Rapid Compact</b>	1.5dCi/1.6-8V	N196	FW	02.08	5 ½ J x 14	185/70R14			14181	<b>R1-1713</b>		60	100	4	45	54	<b>75,90</b>
<b>Kangoo II</b>	1.5dCi	e2*2007/46*0006*	W	08.13	6 J x 15	195/65R15			15262	<b>R1-1894</b>		60	100	4	44	40	<b>82,00</b>
<b>Kangoo II Rapid</b>	1.5dCi/1.6-8V/1.6-16V	N196	FW	02.08	6 J x 15	195/65R15			15214	<b>R1-1712</b>		60	108	5	44	48	<b>82,50</b>
<b>Kangoo II/Express Z.E.</b>	Kangoo Z.E./Kangoo Maxi Z.E.	e2*2007/46*0089*	FW	12.11	6 J x 15	195/65R15			15214	<b>R1-1712</b>		60	108	5	44	48	<b>82,50</b>
<b>Master/Master Kombi</b>	1.9dTi/2.2dCi/2.5dCi/2.8dCi/3.0dCi	e2*98/14*0129*, -/204*, H912, H913, H914, K149, K309	FD/JD/UD/HD/ND	08.00-04.10	6 J x 16	195/65R16	215/65R16	225/65R16	16026	<b>R1-1172</b>		89	130	5	66	30	<b>101,60</b>
<b>Master</b>	2.5dCi	e2*2007/46*0015*	D	03.10	6 J x 16	205/75R16	215/65R16	225/65R16	16026	<b>R1-1172</b>		89	130	5	66	30	<b>101,60</b>
<b>Master</b>	2.3-100dCi/2.3-125dCi/2.3-150dCi	e2*2007/46*0016*, -/17*, -/19*, -/22*	MA/MB/MC/ML	05.10	6 ½ J x 16	215/65R16	225/65R16	235/65R16	16147	<b>R1-1765</b>		89	130	5	66	30	<b>96,50</b>
<b>Master</b>	2.3-100dCi/2.3-125dCi/2.3-150dCi	e2*2007/46*0016*, -/19*, -/22*	MA/MB/ML	05.10	7 J x 16	235/65R16			16149	<b>R1-1764</b>		89	130	5	66	30	<b>95,60</b>
<b>Master</b>	2.3-125dCi/2.3-150dCi	e2*2007/46*0016*, -/17*, -/19*, -/20*	MA/MB/MC/MD	05.10	5 ½ J x 16	195/75R16			16148	<b>R1-1799</b>		142,1	200	6	HMA 117	25	<b>128,00</b>
<b>Maxity</b>	Dxi 2,5/Dxi 3 Ex Gianetti 15927	e9*2007/46*0035*	F241	05.07	5 J x 15	195/70R15			15238	<b>R1-1833</b>		130	170	5	106,5	40	<b>97,50</b>
<b>Maxity</b>	Dxi 2,5	e9*2007/46*0035*	F241	05.07	5 J x 15	195/70R15			15289	<b>R1-1972</b>		130	170	6	106,5	40	<b>97,50</b>
<b>Trafic II</b>	1.9dCi/2.0dCi/2.0i-16V/2.5dCi	K833, e2*98/14*0213*, e2*2007/46*0014*	FL/JL/L	10.06	6 J x 16	195/65R16	205/65R16	215/65R16	16034	<b>R1-1373</b>		71	118	5	50	30	<b>95,10</b>
<b>Trafic III</b>	1.6-dCi90/115/120-TwinTurbo/140-TwinTurbo	a partire da e2*2007/46*0014*21, a partire da e2*98/14*0213*48	L/JL	09.14	6 J x 16	205/65R16	215/65R16		16202	<b>R1-1896</b>		66	114,3	5	50	30	<b>94,90</b>



R1-1228



R1-1483




R1-1718



R1-1934

Modello	Motorizzazioni	Omologazione del veicolo	Codice progetto	Anno di produzione	Misura ruota	Misura pneumatico			Disegno MWD	Disegno MW Aftermarket	Osservazioni	Dati tecnici				Pezzi per palette	Prezzo EUR senza IVA
												Foro centrale	Interasse fori	Fori attacco	Offset		
900	SE2.0/SE2.0-Turbo/SE2.3/SE2.5/Cabrio/Coupé SE2.0/SE2.0-Turbo/SE2.3/SE2.5	fino a e4*95/54*0012*03	YS3D	10.96-02.98	6 J x 15	185/65R15	195/60R15		15057	R1-1228		65	110	5	49	40	89,80
9-3	2.0i/2.0S/2.0-Turbo/2.2TiD/Aero/Coupé 2.0i/2.0S/2.0-Turbo/2.3T/Aero/Cabrio 2.0T/Aero	a partire da 4*95/54*0012*04, e4*98/14*0012*	YS3D	03.98-08.02	6 J x 15	185/65R15	195/60R15		15057	R1-1228		65	110	5	49	40	89,80
9-3/9-3X	1.8i/1.8T/1.9TiD/2.0T/2.2TiD/2.8V6-Turbo	e4*2001/116*0065*	YS3F	09.02-12.11	6 ½ J x 16	205/55R16	215/55R16	225/55R16	16045	R1-1483		65	110	5	41	30	89,30
9-3 Cabrio	1.8T/1.9TiD/2.0T/2.8V6-Turbo	e4*2001/116*0077*	YS3Fx7xx/YS3FC	09.03-12.11	6 ½ J x 16	205/55R16	215/55R16		16045	R1-1483		65	110	5	41	30	89,30
9-5	1.9TiD/2.0T/2.2TiD/2.3i/3.0t-V6/Aero	e11*96/27*0073*	YS3E	09.97-08.05	6 J x 15	195/65R15	205/65R15		15057	R1-1228		65	110	5	49	40	89,80
9-5	1.9TiD/2.0T/2.3T	e4*2001/116*0096*	YS3EXXXX	09.05-09.09	6 J x 15	195/65R15			15057	R1-1228		65	110	5	49	40	89,80
9-5	2.0TiD	e4*2007/46*0137*	YS3G	05.10	6 ½ J x 16	215/60R16	225/60R16		16120	R1-1718		67	120	5	41	30	89,50
9-5	1.6T/2.0T/2.0TiD/2.0TTiD/AWD 2.0T/AWD 2.0TTiD/AWD 2.8T V6 <i>Sostituisce R1-1716</i>	e4*2007/46*0137*	YS3G	07.10-12.11	7 J x 17	225/50R17	225/55R17		17015	R1-1934		67	120	5	41	25	107,80




Modello	Motorizzazioni	Omologazione del veicolo	Codice progetto	Anno di produzione	Misura ruota	Misura pneumatico		Disegno MWD	Disegno MW Aftermarket	Osservazioni	Dati tecnici				Pezzi per palette	Prezzo EUR senza IVA
											Foro centrale	Interasse fori	Fori attacco	Offset		
Alhambra	1.8T-20V/1.9TDI/2.0i/Automatic	fino a e1*98/14*0036*12	7MS	08.96-07.01	6 J x 15	195/65R15	205/60R15	15128	<b>R1-1410</b>		57	112	5	55	40	<b>96,00</b>
Alhambra II	1.4TSI/2.0TDI/2.0TSI/4x4	e1*2007/46*0402*, e1*2007/46*0435*	7N	09.10	6 ½ J x 16	205/60R16	215/60R16	16117	<b>R1-1723</b>		57	112	5	33	30	<b>93,20</b>
Altea/ Altea XL Kombi	1.2TSI/1.4/1.4TSI/1.6/1.6TDI/1.8TSI/1.9TDI/2.0TDI/2.0FSI	a partire da e9*2001/116*0050*23	5P	10.08-07.16	6 J x 15	195/65R15		15155	<b>R1-1489</b>		57	112	5	47	40	<b>71,20</b>
Altea/ Altea XL Kombi	1.2TSI/1.4/1.4TSI/1.6/1.6TDI/1.8TSI/1.9TDI/2.0TDI/2.0FSI/4Drive	a partire da e9*2001/116*0050*06	5P	10.08-07.16	6 J x 16	205/55R16		16044	<b>R1-1492</b>		57	112	5	50	30	<b>93,40</b>
Altea/ Altea XL Kombi	1.2TSI/1.4/1.4TSI/1.6/1.6TDI/1.8TSI/1.9TDI/2.0TDI/2.0FSI/4Drive	e9*2001/116*0050*	5P	06.04-07.16	6 ½ J x 16	205/55R16		16043	<b>R1-1491</b>		57	112	5	50	30	<b>90,70</b>
Altea Freerack	1.4TSI/1.6TDI	a partire da e9*2001/116*0050*29	5P	04.08-07.16	6 J x 15	195/65R15		15155	<b>R1-1489</b>		57	112	5	47	40	<b>71,20</b>
Altea Freerack/ 4x4	1.4TSI/1.6TDI/2.0FSI/2.0TDI/2.0TDI-CR	a partire da e9*2001/116*0050*22	5P	04.08-07.16	6 J x 16	205/55R16	205/60R16	16044	<b>R1-1492</b>		57	112	5	50	30	<b>93,40</b>

Modello	Motorizzazioni	Omologazione del veicolo	Codice progetto	Anno di produzione	Misura ruota	Misura pneumatico			Disegno MWD	Disegno MW Aftermarket	Osservazioni	Dati tecnici				Pezzi per paletta	Prezzo EUR senza IVA
												Foro centrale	Interasse fori	Fori attacco	Offset		
<b>Altea Freetrack/4x4</b>	1.4TSI/1.6TDI/2.0TFSI/2.0TDI/2.0TDI-CR	e9*2001/116*0050*	5P	09.07-07.16	6 ½ J x 16	205/55R16	205/60R16		16043	<b>R1-1491</b>		57	112	5	50	30	<b>90,70</b>
<b>Arona</b>	1.0TSI/1.5TSI/1.6TDI	e9*2007/46*3134*	KJ	12.17	6 J x 16	195/60R16	205/55R16	205/60R16	16252	<b>R1-2034</b>		57	100	5	45	30	<b>83,60</b>
<b>Arosa</b>	1.0i/1.4i/Automatik	e1*95/54*0049*, e1*98/14*0049*, e9*98/14*0037*	6H/6HS	06.97-05.05	4 ½ J x 13	155/70R13			13002	<b>R1-1375</b>		57	100	4	35	63	<b>56,60</b>
<b>Arosa</b>	1.0i/1.4i/1.4i Automatik/1.7SDI	e1*95/54*0049*, e1*98/14*0037*, -/49*	6H/6HS	06.97-05.05	5 ½ J x 13	175/65R13			13003	<b>R1-1374</b>		57	100	4	43	54	<b>61,80</b>
<b>Ateca</b>	1.0TSI/1.4TSI/1.6TDI/2.0TSI/2.0TDI/4x4	e9*2007/46*6394*	5FP	07.16	6 J x 16	215/60R16			16236	<b>R1-1979</b>		57	112	5	43	30	<b>83,40</b>
<b>Exeo/ST</b>	1.6/1.8T/2.0TDI-CR/2.0TFSI	e9*2001/116*0072*	3R	03.09-12.13	7 J x 16	195/60R16	205/55R16		16133	<b>R1-1754</b>		57	112	5	45	24	<b>85,90</b>
<b>Ibiza/Cordoba</b>	1.2i-6V/1.2i-12V/1.4i-16V/1.4TDI/1.9SDI	e9*98/14*0041*, e9*2001/116*0041*	6L	05.02-05.08	5 J x 14	165/70R14			14082	<b>R1-1399</b>		57	100	5	35	54	<b>69,50</b>
<b>Ibiza/Cordoba</b>	1.2i-6V/1.2i-12V/1.4i-16V/1.4TDI/1.6i-16V/1.9SDI/1.9TDI-PD	e9*98/14*0041*, e9*2001/116*0041*	6L	05.02-05.08	6 J x 14	185/60R14			14083	<b>R1-1200</b>		57	100	5	43	48	<b>70,00</b>
<b>Ibiza/Cordoba</b>	1.2i-6V/1.2i-12V/1.4i-16V/1.4TDI/1.6i-16V/1.9SDI/1.8-20V-T/1.9TDI-PD	e9*98/14*0041*, e9*2001/116*0041*	6L	05.02-05.08	6 J x 15	185/55R15	195/50R15	195/55R15	15143	<b>R1-1505</b>		57	100	5	43	40	<b>83,80</b>
<b>Ibiza/Cordoba</b>	1.2i-12V/1.4i-16V/1.4TDI/1.6i-16V/1.8i-20V-T/1.9SDI/1.9TDI-PD	e9*98/14*0041*, e9*2001/116*0041*	6L	05.02-05.08	6 ½ J x 16	205/45R16			16007	<b>R1-1345</b>		57	100	5	42	30	<b>114,90</b>
<b>Ibiza/ST</b>	1.2-12V/1.4-16V/1.4TDI/1.6-16V/1.6TDI-CR/1.9TDI	e9*2001/116*0067*	6J	06.08-06.17	5 J x 14	165/70R14	175/70R14		14082	<b>R1-1399</b>		57	100	5	35	54	<b>69,50</b>
<b>Ibiza/ST</b>	1.2-12V/1.4-16V/1.4TDI/1.4TSI/1.6-16V/1.6TDI-CR/1.9TDI/2.0TDI-CR	e9*2001/116*0067*	6J	06.08-06.17	6 J x 15	175/65R15	185/60R15		15219	<b>R1-1727</b>		57	100	5	38	40	<b>76,30</b>
<b>Ibiza</b>	1.0MPI/1.0Eco TSI	e9*2007/46*3134*	KJ	07.17	5 J x 14	185/70R14			14205	<b>R1-2018</b>		57	100	5	38	54	<b>60,20</b>
<b>Ibiza</b>	1.0MPI/1.0Eco TSI/1.0TGI/1.5TSI/1.6TDI	e9*2007/46*3134*	KJ	07.17	5 ½ J x 15	185/65R15			15299	<b>R1-2019</b>		57	100	5	40	48	<b>71,70</b>
<b>Leon II</b>	1.2TSI/1.4/1.4TSI/1.6/1.6LPG/1.6TDI-CR/1.8TSI/1.9TDI/2.0TFSI/2.0TDI	a partire da e9*2001/116*0052*16	1P	10.08-11.12	6 J x 15	195/65R15			15155	<b>R1-1489</b>		57	112	5	47	40	<b>71,20</b>
<b>Leon II</b>	1.2TSI/1.4/1.4TSI/1.6LPG/1.6TDI-CR/1.8TSI/1.9TDI/2.0TFSI/2.0TDI/2.0TDI-CR/2.0TFSI	e9*2001/116*0052*	1P	09.05-11.12	6 J x 16	205/55R16			16044	<b>R1-1492</b>		57	112	5	50	30	<b>93,40</b>
<b>Leon II</b>	1.2TSI/1.4/1.4TSI/1.6LPG/1.6TDI-CR/1.8TSI/1.9TDI/2.0TFSI/2.0TDI/2.0TDI-CR/2.0TFSI	e9*2001/116*0052*	1P	09.05-11.12	6 ½ J x 16	205/55R16			16043	<b>R1-1491</b>		57	112	5	50	30	<b>90,70</b>
<b>Leon III</b>	1.0TSI/1.2TSI/1.4TGI/1.4TSI/1.6TDI/2.0TDI/4-Drive	e9*2007/46*0094*	5F	12.12	6 J x 15	195/65R15			15255	<b>R1-1850</b>		57	112	5	43	40	<b>72,60</b>
<b>Leon III</b>	1.2TSI/1.4TGI/1.4TSI/1.6TDI/1.8TSI/2.0TDI/4-Drive	e9*2007/46*0094*	5F	12.12	6 J x 16	205/55R16			16177	<b>R1-1851</b>		57	112	5	48	30	<b>87,00</b>
<b>Leon III</b>	1.2TSI/1.4TGI/1.4TSI/1.6TDI/1.8TSI/2.0TDI/4-Drive	e9*2007/46*0094*	5F	12.12	6 ½ J x 16	205/55R16			16178	<b>R1-1852</b>		57	112	5	46	30	<b>87,00</b>
<b>Mii</b>	1.0/1.0-Hybrid	e13*2007/46*1168*, e13*2007/46*1183*	AA/AAN	03.12	5 J x 14	165/70R14	175/65R14		14190	<b>R1-1829</b>		57	100	4	35	54	<b>61,80</b>
<b>Tarraco</b>	1.4TSI/2.0/2.0TDI/4-Drive	e9*2007/46*6666*	KN	12.18	6 ½ J x 17	215/65R17			17021	<b>R1-1981</b>	N	57	112	5	38	25	<b>98,90</b>
<b>Toledo II/Leon</b>	1.4i/1.6i-16V/1.9SDi	e9*97/27*0026*, e9*98/14*0026*	1M	11.98-11.04	6 J x 14	175/80R14			14057	<b>R1-1273</b>		57	100	5	38	45	<b>76,90</b>

<b>Toledo II/Leon</b>	1.4i-16V/1.6i-16V/1.8i-20V/1.9SDI/1.9TDI/1.9TDI-PD	e9*97/27*0026*, e9*98/14*0026*	1M	11.98-11.04	6 J x 15	195/65R15			15051	<b>R1-1229</b>	57	100	5	38	40	<b>70,80</b>
<b>Toledo II/Leon</b>	1.6i-16V/1.8i-20V/1.8T/1.9SDI/1.9TDI/2.8iV6 4x4	e9*97/27*0026*, e9*98/14*0026*	1M	11.98-11.04	6 ½ J x 16	205/55R16			16007	<b>R1-1345</b>	57	100	5	42	30	<b>114,90</b>
<b>Toledo III</b>	1.4/1.4TSI/1.6/1.8TSI/1.9TDI/2.0TDI/2.0TSI	a partire da e9*2001/116*0050*23	5P	10.08-12.09	6 J x 15	195/65R15			15155	<b>R1-1489</b>	57	112	5	47	40	<b>71,20</b>
<b>Toledo III</b>	1.4/1.4TSI/1.6/1.8TSI/1.9TDI/2.0TDI/2.0TSI	ea partire da 9*2001/116*0050*06	5P	12.04-12.09	6 J x 16	205/55R16			16044	<b>R1-1492</b>	57	112	5	50	30	<b>93,40</b>
<b>Toledo III</b>	1.4/1.4TSI/1.6/1.8TSI/1.9TDI/2.0TDI/2.0TSI	e9*2001/116*0050*	5P	12.04-12.09	6 ½ J x 16	205/55R16			16043	<b>R1-1491</b>	57	112	5	50	30	<b>90,70</b>
<b>Toledo IV</b>	1.2/1.2TSI/1.4TDI	e11*2007/46*0251*	NH	12.12	5 J x 14	175/70R14			14082	<b>R1-1399</b>	57	100	5	35	54	<b>69,50</b>
<b>Toledo IV</b>	1.2/1.2TSI/1.4/1.4TSI/1.6TDI	e11*2007/46*0251*	NH	12.12	6 J x 15	185/60R15	195/55R15		15219	<b>R1-1727</b>	57	100	5	38	40	<b>76,30</b>





Modello	Motorizzazioni	Omologazione del veicolo	Codice progetto	Anno di produzione	Misura ruota	Misura pneumatico			Disegno MWD	Disegno MW Aftermarket	Disegnazioni	Dati tecnici				Pezzi per palette	Prezzo EUR senza IVA
												Foro centrale	Interasse fori	Fori attacco	Offset		
<b>Citigo</b>	1.0MPI/1.0-Hybrid	e13*2007/46*1169*, e13*2007/46*1184*	AA/AAN	06.12	5 J x 14	165/70R14	175/65R14		14190	<b>R1-1829</b>		57	100	4	35	54	<b>61,80</b>
<b>Fabia</b>	1.2i/1.4i/1.4i-16V/1.4TDI/1.9SDI	e11*98/14*0123*	6Y	12.99-04.07	5 J x 14	165/70R14			14082	<b>R1-1399</b>		57	100	5	35	54	<b>69,50</b>
<b>Fabia</b>	1.2i/1.4i/1.4i-16V/1.4TDI/1.9SDI/1.9TDI-PD	e11*98/14*0123*	6Y	12.99-04.07	6 J x 14	185/60R14			14083	<b>R1-1200</b>		57	100	5	43	48	<b>70,00</b>
<b>Fabia/RS</b>	1.2i/1.4i/1.4i-16V/1.4TDI/1.9SDI/1.9TDI-PD/2.0i	e11*98/14*0123*	6Y	12.99-04.07	6 J x 15	185/55R15	195/50R15		15154	<b>R1-1519</b>		57	100	5	43	40	<b>81,90</b>
<b>Fabia/RS</b>	1.2i/1.4i/1.4i-16V/1.4TDI/1.9SDI/1.9TDI-PD/2.0i	e11*98/14*0123*	6Y	07.03-04.07	6 ½ J x 16	205/45R16			16007	<b>R1-1345</b>		57	100	5	42	30	<b>114,90</b>
<b>Fabia II</b>	1.2/1.2TSI/1.4-16V/1.4TDI	fino a e11*2001/116*0291*42, fino a e11*2007/46*0013*19	5J	05.07-10.14	5 J x 14	165/70R14			14082	<b>R1-1399</b>		57	100	5	35	54	<b>69,50</b>
<b>Fabia II</b>	1.2/1.2TSI/1.4-16V/1.4TDI/1.6-16V/1.6TDI	fino a e11*2001/116*0291*42, fino a e11*2007/46*0013*19	5J	05.07-10.14	6 J x 14	185/60R14			14174	<b>R1-1672</b>		57	100	5	37	40	<b>64,60</b>
<b>Fabia II/Scout</b>	1.2/1.2TSI/1.4-16V/1.4TDI/1.6-16V/1.6TDI/1.9TDI/RS/Scout 1.2TSI/1.6TDI	fino a e11*2001/116*0291*42, fino a e11*2007/46*0013*19	5J	05.07-10.14	6 J x 15	185/55R15	185/60R15	195/55R15	15154	<b>R1-1519</b>		57	100	5	43	40	<b>81,90</b>

<b>Fabia III</b>	1.0MPI/1.2TSI/1.4TDI	a partire da e11*2001/116*0291*43, a partire da e11*2007/46*0013*20	5J	11.14	5 J x 14	175/70R14		14082	<b>R1-1399</b>		57	100	5	35	54	<b>69,50</b>
<b>Fabia III</b>	1.0MPI/1.2TSI/1.4TDI	a partire da e11*2001/116*0291*43, a partire da e11*2007/46*0013*20	5J	11.14	6 J x 15	185/60R15		15219	<b>R1-1727</b>		57	100	5	38	40	<b>76,30</b>
<b>Karoq</b>	1.0TSI/1.5TSI/1.6TDI/2.0TDI/4x4	e18*2007/46*0272*	NU	11.17	6 J x 16	215/60R16	225/60R16	16236	<b>R1-1979</b>		57	112	5	43	30	<b>83,40</b>
<b>Kamiq</b>					6 J x 16				<b>R1-2066</b>		57	100	5	35	30	<b>87,00</b>
<b>Kodiaq</b>	1.4 TSI/2.0TSI/2.0 TDI/4x4	e8*2007/46*0249*	NS	02.17	6 ½ J x 17	215/65R17		17021	<b>R1-1981</b>		57	112	5	38	25	<b>98,90</b>
<b>Octavia/Tour</b>	1.4i/1.6MPI/1.9SDI/Combi 1.6MPI/1.9SDI	e11*95/54*0066*, e11*2001/116*0066*, e11*2007/46*0011*	1U	04.97-12.10	6 J x 14	175/80R14		14057	<b>R1-1273</b>		57	100	5	38	45	<b>76,90</b>
<b>Octavia/Tour</b>	1.4i/1.6MPI/1.8i-20V/1.9SDI/1.9TDI/4x4 Combi 1.6MPI/ 1.8i-20V/1.9SDI/1.9TDI/4x4	e11*95/54*0066*, e11*2001/116*0066*, e11*2007/46*0011*	1U	04.97-12.10	6 J x 15	195/65R15		15051	<b>R1-1229</b>		57	100	5	38	40	<b>70,80</b>
<b>Octavia/Tour/RS</b>	1.4i/1.6MPI/1.8i-20V/1.8iRS Turbo/1.9SDI/1.9TDI/ 4x4 Combi 1.6MPI/1.8i-20V/1.9SDI/1.9TDI/4x4	e11*95/54*0066*, e11*2001/116*0066*, e11*2007/46*0011*	1U	04.97-12.10	6 ½ J x 16	205/55R16		16007	<b>R1-1345</b>		57	100	5	42	30	<b>114,90</b>
<b>Octavia II</b>	1.2TSI/1.4-16V/1.4TSI/1.6MPI/1.6FSI/1.6TDI/1.8TSI/ 1.9TDI/2.0FSI/2.0TDI/Combi 4x4 1.6TDI/1.8TSI/2.0TDI	e11*2001/116*0230*, e11*2007/46*0012*	1Z	06.04-02.13	6 J x 15	195/65R15		15155	<b>R1-1489</b>		57	112	5	47	40	<b>71,20</b>
<b>Octavia II/Scout/ RS</b>	1.2TSI/1.4-16V/1.4TSI/1.6MPI/1.6FSI/1.6TDI/1.8TSI/ 1.9TDI/2.0FSI/2.0TDI/Combi 4x4 1.6TDI/1.8TSI/2.0TDI/ Scout 1.8TSI/2.0TDI/RS2.0TFSI/2.0TDI	e11*2001/116*0230*, e11*2007/46*0012*	1Z	06.04-02.13	6 J x 16	205/55R16		16044	<b>R1-1492</b>		57	112	5	50	30	<b>93,40</b>
<b>Octavia II</b>	1.2TSI/1.4-16V/1.4TSI/1.6MPI/1.6FSI/1.6TDI/1.8TSI/ 1.9TDI/2.0FSI/2.0TDI/Combi 4x4 1.6TDI/1.8TSI/2.0TDI	e11*2001/116*0230*, e11*2007/46*0012*	1Z	06.04-02.13	6 ½ J x 16	205/55R16		16043	<b>R1-1491</b>		57	112	5	50	30	<b>90,70</b>
<b>Octavia III</b>	1.0TSI/1.2TSI/1.6TDI/4x4	e11*2007/46*0243*, e8*2007/46*0318*	5E	03.13	6 J x 15	195/65R15		15255	<b>R1-1850</b>		57	112	5	43	40	<b>72,60</b>
<b>Octavia III</b>	1.0TSI/1.2TSI/1.4TSI/1.6TDI/1.8TSI/2.0TDI/4x4/Scout	e11*2007/46*0243*, e8*2007/46*0318*	5E	03.13	6 J x 16	205/55R16	205/60R16	16177	<b>R1-1851</b>		57	112	5	48	30	<b>87,00</b>
<b>Octavia III</b>	1.0TSI/1.2TSI/1.4TSI/1.6TDI/1.8TSI/2.0TDI/4x4	e11*2007/46*0243*, e8*2007/46*0318*	5E	03.13	6 ½ J x 16	205/55R16		16178	<b>R1-1852</b>		57	112	5	46	30	<b>87,00</b>
<b>Rapid/Spaceback</b>	1.2MPI/1.2TSI/1.4TDI	e11*2007/46*0250*, e8*2007/46*0320*	NH	12.12	5 J x 14	175/70R14		14082	<b>R1-1399</b>		57	100	5	35	54	<b>69,50</b>
<b>Rapid/Spaceback</b>	1.2MPI/1.2TSI/1.4TSI/1.6TDI	e11*2007/46*0250*, e8*2007/46*0320*	NH	12.12	6 J x 15	185/60R15	195/55R15	15219	<b>R1-1727</b>		57	100	5	38	40	<b>76,30</b>
<b>Roomster</b>	1.2/1.2TSI/1.4-16V/1.4TDI	e11*2001/116*0291*	5J	06.06-04.15	5 J x 14	175/70R14		14082	<b>R1-1399</b>		57	100	5	35	54	<b>69,50</b>
<b>Roomster</b>	1.2/1.2TSI/1.4-16V/1.4TDI	e11*2001/116*0291*	5J	06.06-04.15	6 J x 14	185/65R14		14174	<b>R1-1672</b>		57	100	5	37	40	<b>64,60</b>
<b>Roomster/Scout</b>	1.2/1.2TSI/1.4-16V/1.4TDI/1.6-16V/1.6TDI/ 1.9TDI Scout 1.2TSI/1.6TDI	e11*2001/116*0291*, e11*2007/46*0013*	5J	06.06-04.15	6 J x 15	185/55R15	185/60R15 195/55R15	15154	<b>R1-1519</b>		57	100	5	43	40	<b>81,90</b>
<b>Scala</b>				07.19	6 J x 15			15304	<b>R1-2065</b>	N	57	100	5	35	40	<b>72,60</b>
<b>Scala</b>				07.19	6 J x 16			16277	<b>R1-2066</b>	N	57	100	5	35	30	<b>87,00</b>
<b>Scala</b>	<i>Per equipaggiamento estivo</i>	e8*2007/46*0349*0-0		07.19	6 J x 16	205/55R16		16280	<b>R1-2067</b>	N	57	100	5	40	30	<b>87,00</b>
<b>Superb</b>	1.8i-Turbo/1.9TDI/2.0i/2.0TDI/2.5TDI-V6/2.8i-V6	e11*98/14*0187*	3U	01.02-08.08	6 J x 16	205/55R16		16005	<b>R1-1361</b>		57	112	5	40	40	<b>100,30</b>

Modello	Motorizzazioni	Omologazione del veicolo	Codice progetto	Anno di produzione	Misura ruota	Misura pneumatico			Disegno MWD	Disegno MW Aftermarket	Osservazioni	Dati tecnici				Pezzi per paletta	Prezzo EUR senza IVA
												Foro centrale	Interasse fori	Fori attacco	Offset		
<b>Superb II/Combi</b>	1.4TSI/1.8TSI/1.9TDI/2.0TDI/2.0TSI/Combi 1.8TSI 4x4/2.0TDI 4x4	fino a e11*2001/116*0326*31, e11*2007/46*0014	3T	07.08-04.15	6 J x 16	205/55R16			16044	<b>R1-1492</b>		57	112	5	50	30	<b>93,40</b>
<b>Superb II/Combi</b>	1.4TSI/1.8TSI/1.9TDI/2.0TDI/2.0TSI/Combi 1.8TSI 4x4/2.0TDI 4x4	fino a e11*2001/116*0326*31, e11*2007/46*0014	3T	07.08-04.15	7 J x 16	205/55R16			16133	<b>R1-1754</b>		57	112	5	45	24	<b>85,90</b>
<b>Superb III/Combi</b>	1.4TSI/1.6TDI/1.8TSI/2.0TDI/2.0TSI/4x4	a partire da e11*2001/116*0326*32, e8*2007/46*0317*	3T	05.15	6 ½ J x 16	215/60R16			16219	<b>R1-1921</b>		57	112	5	41	30	<b>87,70</b>
<b>Yeti</b>	1.2TSI/1.6TDI/1.8TSI/2.0TDI/4x4	e11*2007/46*0010*	5L	10.09-12.17	6 J x 16	205/55R16			16044	<b>R1-1492</b>		57	112	5	50	30	<b>93,40</b>
<b>Yeti</b>	1.2TSI/1.6TDI/1.8TSI/2.0TDI/4x4	e11*2007/46*0010*	5L	10.09	7 J x 16	205/55R16	215/60R16		16133	<b>R1-1754</b>		57	112	5	45	24	<b>85,90</b>

## SKODA VEICOLI COMMERCIALI

Modello	Motorizzazioni	Omologazione del veicolo	Codice progetto	Anno di produzione	Misura ruota	Misura pneumatico			Disegno MWD	Disegno MW Aftermarket	Osservazioni	Dati tecnici				Pezzi per paletta	Prezzo EUR senza IVA
												Foro centrale	Interasse fori	Fori attacco	Offset		
<b>Fabia Praktika</b>	1.2i/1.4i/1.4D/1.9D	L164	6Y	03.03-05.07	5 J x 14	165/70R14			14082	<b>R1-1399</b>		57	100	5	35	54	<b>69,50</b>
<b>Fabia Praktika</b>	1.2i/1.4TDI	L164	6Y	11.05-05.07	6 J x 14	185/60R14			14083	<b>R1-1200</b>		57	100	5	43	48	<b>70,00</b>
<b>Fabia Praktika</b>	1.2i/1.4TDI	L164	6Y	11.05-05.07	6 J x 15	185/55R15	195/50R15		15154	<b>R1-1519</b>		57	100	5	43	40	<b>81,90</b>
<b>Praktik</b>	1.2/1.2TSI/1.4-16V/1.4TDI	e11*2007/46*0013*, N083	5J	05.09-04.15	5 J x 14	175/70R14			14082	<b>R1-1399</b>		57	100	5	35	54	<b>69,50</b>
<b>Praktik</b>	1.2/1.2TSI/1.4-16V	a partire da e11*2007/46*0013*04	5J	01.10-04.15	6 J x 14	185/65R14			14174	<b>R1-1672</b>		57	100	5	37	40	<b>64,60</b>
<b>Praktik</b>	1.2/1.2TSI/1.4-16V/1.4TDI/1.6TDI	e11*2007/46*0013*, N083	5J	06.07-04.15	6 J x 15	185/55R15	185/60R15	195/55R15	15154	<b>R1-1519</b>		57	100	5	43	40	<b>81,90</b>



R1-1168



R1-1405



R1-1406



R1-1574



R1-1575



R1-1697



R1-1698



R1-1935



R1-1936

Modello	Motorizzazioni	Omologazione del veicolo	Codice progetto	Anno di produzione	Misura ruota	Misura pneumatico	Disegno MWD	Disegno MW Aftermarket	Osservazioni	Dati tecnici				Pezzi per paletta	Prezzo EUR senza IVA
										Foro centrale	Interasse fori	Fori attacco	Offset		
Fortwo	Coupé 0.6i/0.8CDi/Cabrio/Crossblade 0.6i/0.8CDi <i>Solo asse anteriore</i>	e1*98/14D*0080*, e1*98/14*0080*	MC01	10.98-03.07	3 ½ J x 15	135/70R15	15137	R1-1168		57	112	3	20,5	64	68,90
Fortwo	Coupé 0.6i/0.8CDi/Cabrio/Crossblade 0.6i/0.8CDi <i>Solo asse anteriore</i>	e1*98/14D*0080*, e1*98/14*0080*	MC01	01.00-03.07	4 J x 15	135/70R15 145/65R15	15138	R1-1406		57	112	3	27	64	67,40
Fortwo	Coupé 0.6i/0.8CDi/Cabrio/Crossblade 0.6i/0.8CDi <i>Solo asse posteriore</i>	e1*98/14D*0080*, e1*98/14*0080*	MC01	10.98-03.07	5 ½ J x 15	175/55R15	15139	R1-1405		57	112	3	-1	48	68,90
Fortwo II	Coupé 1.0i/1.0mhd/1.0-Brabus/0.8cdi/ electric Cabrio 1.0i/1.0mhd/1.0-Brabus/0.8cdi/electric <i>Solo asse anteriore</i>	fino a e1*2001/116*0413*21, e1*2007/46*0540*	451/451E	04.07-10.14	4 ½ J x 15	155/60R15	15202	R1-1697		57	112	3	23,5	56	67,50
Fortwo II	Coupé 1.0i/1.0mhd/1.0-Brabus/0.8cdi/ electric Cabrio 1.0i/1.0mhd/1.0-Brabus/0.8cdi/electric <i>Solo asse posteriore</i>	fino a e1*2001/116*0413*21, e1*2007/46*0540*	451/451E	04.07-10.14	5 ½ J x 15	175/55R15	15203	R1-1698		57	112	3	22	48	68,60
Fortwo III (C453)	0.9/1.0/Cabrio/Brabus/electric drive <i>Solo asse anteriore</i>	a partire da e1*2001/116*0413*22	451	11.14	5 J x 15	165/65R15	15270	R1-1935		60	100	4	32	48	75,50
Fortwo III (C453)	0.9/1.0/Cabrio/Brabus/electric drive <i>Solo asse posteriore</i>	a partire da e1*2001/116*0413*22	451	11.14	5 ½ J x 15	185/60R15	15271	R1-1936		60	100	4	42	40	76,50
Forfour	1.1i/1.3i/1.5i/1.5CDi	e1*2001/116*0263*	454	04.04-07.06	5 ½ J x 14	175/65R14	14159	R1-1574		67	114,3	4	46	54	81,50
Forfour	1.1i/1.3i/1.5i/1.5CDi	e1*2001/116*0263*	454	04.04-07.06	6 J x 15	195/50R15	15177	R1-1575		67	114,3	4	46	40	95,30
Forfour II (W453)	0.9/1.0/Brabus/electric drive <i>Solo asse anteriore</i>	a partire da e1*2001/116*0413*23	451	11.14	5 J x 15	165/65R15	15270	R1-1935		60	100	4	32	48	75,50
Forfour II (W453)	0.9/1.0/Brabus/electric drive <i>Solo asse posteriore</i>	a partire da e1*2001/116*0413*23	451	11.14	5 ½ J x 15	185/60R15	15271	R1-1936		60	100	4	42	40	76,50



R1-1586



R1-1725



R1-1726



R1-1757



R1-1807



R1-1868




immagine  
non  
disponibile


R1-2052

Modello	Motorizzazioni	Omologazione del veicolo	Codice progetto	Anno di produzione	Misura ruota	Misura pneumatico			Disegno MWD	Disegno MW Aftermarket	Osservazioni	Dati tecnici				Pezzi per palette	Prezzo EUR senza IVA
												Foro centrale	Interasse fori	Fori attacco	Offset		
BRZ	2.0i	e13*2007/46*1281*	ZC	03.12	6 ½ JJ x 16	205/55R16			16126	R1-1725		56	100	5	48	30	110,20
Forester	2.0i/2.0i Turbo	e13*96/79*0029*, e1*97/27*0088*, e1*98/14*0088*	SF/SFS	05.97-09.02	6 ½ JJ x 16	215/55R16	215/60R16		16126	R1-1725		56	100	5	48	30	110,20
Forester	2.0i/2.0i-S-Turbo/2.5i-Turbo	e13*98/14*0087*	SG	10.02-12.05	6 ½ JJ x 16	215/60R16			16126	R1-1725		56	100	5	48	30	110,20
Forester	2.0i/2.0X/2.5XT	e1*2001/116*0209*	SG/SGS	01.06-03.08	6 ½ JJ x 16	205/60R16	205/65R16	215/60R16	16126	R1-1725		56	100	5	48	30	110,20
Forester	2.0X/2.0D/2.5XT Turbo	e13*2001/116*0982*, e1*2001/116*0485*	SH/SHS	04.08-09.12	6 ½ JJ x 16	215/65R16			16126	R1-1725		56	100	5	48	30	110,20
Forester	2.0X	e13*2007/46*1305*	SJ	10.12	6 ½ JJ x 16	215/65R16			16126	R1-1725		56	100	5	48	30	110,20
Impreza	1.5R	e1*2001/116*0438*	G3	10.07-06.12	6 JJ x 15	195/65R15			15220	R1-1726		56	100	5	48	40	95,20
Impreza	1.6i/4WD	e1*2007/46*0597*	G4	07.12	6 J x 15	195/65R15			15257	R1-1868		56	100	5	48	40	85,00
Impreza	1.6i/2.0/4WD	e1*2007/46*0597*	G4	07.12	6 ½ JJ x 16	205/55R16			16126	R1-1725		56	100	5	48	30	110,20
Impreza	1.6i/AWD	e13*2007/46*1648*	G5	01.18	6 ½ J x 16				16269	R1-2052	N	56	100	5	55	30	99,70
Justy/Justy G3X	1.3i/1.3i-4WD/1.5i-4WD	e4*2001/116*0071*	NH	08.03-09.07	4 ½ J x 14	165/70R14			14167	R1-1586		54	100	4	45	48	62,50
Justy	1.0	e13*2003/97*0147*	M3	07.09-12.11	5 J x 14	175/65R14			14184	R1-1757		54	100	4	40	54	97,80
Legacy	2.0i/2.0D/2.5i	e1*2007/46*0079*, e13*2007/46*1074*	BM-BR/BM-BRS	09.09-12.15	6 ½ JJ x 16	205/60R16	205/65R16	215/55R16	16126	R1-1725		56	100	5	48	30	110,20
Legacy Outback	2.5i/2.5i-GX/3.0i-H6	e1*98/14*0108*, e1*98/14*0149*	BE-BH/BE-BHS	05.99-08.03	6 ½ JJ x 16	205/55R16	215/55R16	215/60R16	16126	R1-1725		56	100	5	48	30	110,20
Legacy Outback	2.5i/3.0i	e1*2001/116*0228*	BL-BP	09.03-08.09	6 ½ JJ x 16	215/60R16			16126	R1-1725		56	100	5	48	30	110,20
Legacy Outback	2.0D/2.5i/3.0R	e1*2001/116*0256*	BL-BP/BL-BPS	09.03-08.09	6 ½ JJ x 16	205/60R16	215/55R16	215/60R16	16126	R1-1725		56	100	5	48	30	110,20
Legacy Outback	2.0i/2.0D/2.5i	e13*2007/46*1074*	BM-BRS	09.09-12.14	6 ½ JJ x 16	215/65R16	215/70R16	225/60R16	16126	R1-1725		56	100	5	48	30	110,20
Trezia	1.3i/1.4D	e11*2007/46*0021*	D1(a)	04.11-12.14	5 ½ J x 15	185/65R15			15240	R1-1807		54	100	5	45	40	93,70





Modello	Motorizzazioni	Omologazione del veicolo	Codice progetto	Anno di produzione	Misura ruota	Misura pneumatico	Disegno MWD	Disegno MW Aftermarket	Osservazioni	Dati tecnici				Pezzi per paletta	Prezzo EUR senza IVA
										Foro centrale	Interasse fori	Fori attacco	Offset		
Alto	1.0	e6*2001/116*0123*	GF	04.09-12.14	4 ½ J x 14	155/65R14	14185	<b>R1-1763</b>		54	100	4	45	63	<b>68,30</b>
Baleno	1.0/1.2	e6*2007/46*0177*	EW	04.16	5 J x 15	175/65R15	15291	<b>R1-1977</b>		54	100	4	40	40	<b>70,30</b>
Celerio	1.0	e6*2007/46*0119*	LF	12.14	5 J x 14	165/65R14	14202	<b>R1-1957</b>		54	100	4	45	56	<b>64,30</b>
Ignis II	1.3DDiS/1.3i/1.3X-45/1.5i/4x4	e4*2001/116*0070*	MH	10.03-12.07	4 ½ J x 14	165/70R14	14167	<b>R1-1586</b>		54	100	4	45	48	<b>62,50</b>
Ignis III	1.2 Dualjet/1.2 Dualjet-Hybrid/4x4	e4*2007/46*1162*	MF	01.17	5 J x 15	175/65R15	15298	<b>R1-2013</b>		54	100	4	40	48	<b>70,10</b>
Jimny		e6*2007/46*0253*	GJ	01.19	5 ½ JJ x 15	195/80R15	15308	<b>R1-2074</b>	N	108	139,7	5	5	40	<b>101,50</b>
Kizashi	2.4 4x2MT/4x4CVT	e4*2007/46*0142*	FR	10.10-12.14	6 ½ J x 16	215/60R16	16164	<b>R1-1823</b>		60	114,3	5	50	30	<b>101,50</b>
Splash	1.0/1.2/1.3DDiS	e4*2001/116*0130*	EX	05.08-12.14	5 J x 14	165/70R14	14162	<b>R1-1596</b>		54	100	4	45	48	<b>71,40</b>
Splash	1.0/1.2/1.3DDiS	e4*2001/116*0130*	EX	05.08-12.14	5 ½ J x 15	185/60R15	15216	<b>R1-1717</b>		54	100	4	50	40	<b>75,80</b>
Swift	1.3i/1.3D/1.5i/4WD	e4*2001/116*0090*, -/102*	EZ/MZ	05.05-10.10	5 J x 14	165/70R14	14162	<b>R1-1596</b>		54	100	4	45	48	<b>71,40</b>
Swift	1.2/1.5	e4*2001/116*0090*	EZ/MZ	09.05-10.10	5 ½ J x 15	185/60R15	15192	<b>R1-1595</b>		54	100	4	45	48	<b>85,20</b>
Swift 1600 Sport	1.6i-16V	e4*2001/116*0090*	MZ	07.06-10.10	6 J x 15	185/60R15	15210	<b>R1-1706</b>		60	114,3	5	50	40	<b>78,20</b>
Swift	1.2/1.2-4x4/1.3DDiS	e4*2007/46*0155*, -/198*	NZ/FZ	11.10-04.17	5 J x 15	175/65R15	15234	<b>R1-1780</b>		54	100	4	40	40	<b>76,90</b>
Swift	1.20 DITC/1.2 Dualjet	e4*2007/46*1205*	AZ	05.17	5 J x 15	175/65R15	15298	<b>R1-2013</b>		54	100	4	40	40	<b>70,10</b>
SX-4/SX4-Classic	Streetline/City/1.5i/1.6-VVT/1.9-DDiS/2WD	e4*2001/116*0105*, -/124*	EY/GY	05.06-12.14	6 J x 15	195/65R15	15210	<b>R1-1706</b>		60	114,3	5	50	40	<b>78,20</b>
SX-4/SX4-Classic	Streetline/City/1.5i/1.6-VVT/1.9-DDiS/2.0-DDiS/2WD/Crossover/1.6-VVT/1.9-DDiS/2.0-DDiS/4WD	e4*2001/116*0105*, -/124*	EY/GY	05.06-12.14	6 J x 16	205/60R16	16096	<b>R1-1665</b>		60	114,3	5	50	25	<b>86,30</b>
SX-4 S-Cross	1.6/1.6-DDiS/2WD/4WD	fino a e4*2007/46*0779*03	JY	11.13-04.16	6 J x 16	205/60R16	16185	<b>R1-1878</b>		60	114,3	5	50	30	<b>83,60</b>
SX-4 S-Cross	1.0/1.4/1.6/1.6-DDiS/2WD/4WD	a partire da e4*2007/46*0779*04	JY	05.16	6 ½ J x 16	215/60R16	16223	<b>R1-1947</b>		60	114,3	5	50	30	<b>84,70</b>
Vitara	1.4/1.6/1.6DDiS/4x4	e4*2007/46*0928*	LY	04.15	6 ½ J x 16	215/60R16	16223	<b>R1-1947</b>		60	114,3	5	50	30	<b>84,70</b>
Wagon R+	1.0i/1.3i/1.3i-4x4/1.3DDiS	e4*2001/116*0042*	MM	09.03-12.04	4 ½ J x 14	155/65R14	14167	<b>R1-1586</b>		54	100	4	45	48	<b>62,50</b>
Wagon R+	1.0i/1.3i/1.3D	e1*2001/116*0311*	HOO	01.05-03.06	4 ½ J x 14	155/65R14	14167	<b>R1-1586</b>		54	100	4	45	48	<b>62,50</b>



Modello	Motorizzazioni	Omologazione del veicolo	Codice progetto	Anno di produzione	Misura ruota	Misura pneumatico	Disegno MWD	Disegno MW Aftermarket	Oscilla-zioni	Dati tecnici				Pezzi per paletta	Prezzo EUR senza IVA
										Foro centrale	Interasse Fori	Fori attacco	Offset		
Auris	1.33VVT-i/1.4VVT-i/1.4D-4D	e11*2001/116*0299*, fino a e11*2001/116*0305*13	E15J(a)/E15UT(a)	03.07-12.12	6 J x 15	195/65R15	15204	<b>R1-1692</b>		60	114,3	5	39	40	<b>92,50</b>
Auris	1.33VVT-i/1.4VVT-i/1.4D-4D/1.6VVT-i/1.8VVT-i/2.0D-4D/2.2D-Cat	e11*2001/116*0299*, fino a e11*2001/116*0305*13	E15J(a)/E15UT(a)	03.07-12.12	6 ½ J x 16	205/55R16	16112	<b>R1-1691</b>		60	114,3	5	45	30	<b>103,30</b>
Auris II/ Touring Sport	1.33VVT-i/1.4D-4D	a partire da e11*2001/116*0305*14	E15UT(a)	01.13	6 J x 15	195/65R15	15260	<b>R1-1888</b>		60	114,3	5	39	40	<b>76,40</b>
Auris II/ Touring Sport	1.33VVT-i/1.4D-4D/1.6VVT-i/2.0D-4D Touring Sport a partire da e11*2001/116*0305*15	a partire da e11*2001/116*0305*14	E15UT(a)	01.13	6 ½ J x 16	205/55R16	16184	<b>R1-1862</b>		60	114,3	5	45	30	<b>87,90</b>
Avensis II	1.8VVT-i/2.0VVT-i/2.0D-4D/2.4VVT-i	e11*2001/116*0196*	T25	05.03-12.08	6 ½ J x 16	205/55R16	16047	<b>R1-1503</b>		54	100	5	45	30	<b>107,00</b>
Avensis II	2.0D-4D/2.2D-4D/2.2D-CAT	e11*2001/116*0196*	T25	07.05-12.08	6 ½ J x 16	205/55R16	16091	<b>R1-1668</b>		60	114,3	5	45	30	<b>106,20</b>

<b>Avensis III</b>	1.6D-4D/1.6VVT-i/1.8VVT-i/2.0D-4D/2.0VVT-i	e11*2001/116*0331*	T27	01.09	6 ½ J x 16	205/60R16			16134	<b>R1-1744</b>		60	114,3	5	39	30	<b>106,80</b>
<b>Avensis Verso</b>	2.0VVT-i/2.0D4-D	e6*98/14*0083*, e6*2001/116*0083*	M2	09.01-12.05	6 ½ JJ x 15	205/65R15			15169	<b>R1-1480</b>		60	114,3	5	45	40	<b>94,80</b>
<b>Aygo</b>	1.0VVT-i/1.4D	fino a e11*2001/116*0236*10	AB1	05.05-06.14	4 ½ J x 14	155/65R14			14163	<b>R1-1601</b>		54	100	4	39	54	<b>66,70</b>
<b>Aygo II</b>	1.0VVTi/1.2VVTi	a partire da e11*2001/116*0236*11	AB1	07.14	4 ½ J x 14	165/65R14			14198	<b>R1-1930</b>		54	100	4	35	54	<b>66,70</b>
<b>Aygo II</b>	1.0VVTi/1.2VVTi	a partire da e11*2001/116*0236*11	AB1	07.14	4 ½ J x 15	165/60R15			15275	<b>R1-1931</b>		54	100	4	35	40	<b>77,60</b>
<b>C-HR</b>	1.2-Turbo/1.8-VVTi/4x4 <i>Non monta la coppa originale</i>	e11*2007/46*3641*, e13*2007/46*1765*	AXIT(EU7M)/ AXIT(EU/M)-TMG	12.16	6 ½ J x 17	215/60R17			17022	<b>R1-1982</b>		60	114,3	5	45	25	<b>106,30</b>
<b>Corolla</b>	1.33VVT-i/1.4D-4D/1.6Valvematic	e11*2001/116*0304*09	E15EJ(a)	01.14	6 ½ J x 16	205/55R16			16184	<b>R1-1862</b>		60	114,3	5	45	30	<b>87,90</b>
<b>Corolla Verso</b>	1.6VVTi/1.8VVTi/2.0D-4D/2.2D-4D/2.2D-CAT <i>Per 2.2D-CAT solo da ABE-NG*04</i>	e11*2001/116*0222*	R1	04.04-04.09	6 ½ J x 16	205/55R16			16092	<b>R1-1652</b>		60	114,3	5	45	30	<b>103,00</b>
<b>Corolla</b>	info			04.19	6 ½ J x 15				15309	<b>R1-2077</b>	N	60	114,3	5	40		<b>80,60</b>
<b>Corolla</b>	info			04.19	7 J x 16				16283	<b>R1-2078</b>	N	60	114,3	5	40		<b>88,90</b>
<b>IQ</b>	1.0VVT-i/1.3VVT-i/1.4D-4D	e6*2001/116*0119*	AJ1(a)	02.09-05.14	5 J x 15	175/65R15			15223	<b>R1-1756</b>		54	100	4	45	48	<b>84,20</b>
<b>Prius III</b>	1.8VVT-i Hybrid <i>Per TPMS</i>	a partire da e11*2001/116*0264*09	XW3(a)	06.09-12.15	6 J x 16	195/60R16			16220	<b>R1-1943</b>		54	100	5	45	30	<b>102,90</b>
<b>Prius Plus</b>	1.8VVT-i-Hybrid	e11*2007/46*0157*	XW4(a)	03.12	6 ½ J x 16	205/60R16			16134	<b>R1-1744</b>		60	114,3	5	39	30	<b>106,80</b>
<b>RAV4</b>	2.0VVT-i/2.2D-4D/2.2D-CAT	fino a e6*2001/116*0105*08	XA3(a)	03.06-01.13	6 ½ J x 16	215/70R16			16090	<b>R1-1667</b>		60	114,3	5	45	30	<b>116,80</b>
<b>RAV4</b>	2.0/2.0D-4D/2.2D-4D	a partire da e6*2001/116*0105*09	XA3(a)	02.13-12.18	6 ½ J x 17	225/65R17			17010	<b>R1-1861</b>		60	114,3	5	39	25	<b>111,50</b>
<b>RAV4</b>	info			01.19	7 J x 17				17038	<b>R1-2079</b>	N	60	114,3	5	35		<b>113,50</b>
<b>Verso/Verso Life</b>	1.6D-4D/1.6VVT-i/1.8VVT-i/2.0D-4D	e11*2001/116*0350*	AR2	05.09	6 ½ J x 16	205/60R16			16134	<b>R1-1744</b>		60	114,3	5	39	30	<b>106,80</b>
<b>Verso S</b>	1.33VVTi/1.4D-4D	e11*2007/46*0020*	XP12(a)	03.11-12.15	5 ½ J x 15	185/65R15			15240	<b>R1-1807</b>		54	100	5	45	40	<b>93,70</b>
<b>Yaris/Yaris Verso</b>	1.0i/1.0VVT-i/1.3VVT-i/1.4D-4D/Verso 1.3VVT-i/ 1.4D-4D/1.5VVT-i	e6*98/14*0064*, -/66*, e6*2001/116*0064*, -/66*, e2*98/14*0248*, e2*2001/116*0248*	P1/P1F/P2	04.99-11.05	5 ½ J x 14	175/65R14			14123	<b>R1-1344</b>		54	100	4	45	48	<b>79,60</b>
<b>Yaris II</b>	1.0VVT-i	e11*2001/116*0248*, e11*2001/116*0249*	XP9/XP9F(a)	12.05-09.11	5 J x 14	165/70R14			14166	<b>R1-1606</b>		54	100	4	39	54	<b>77,70</b>
<b>Yaris II</b>	1.0VVT-i/1.3VVT-i/1.4D-4D/1.8VVT-i	e11*2001/116*0248*, e11*2001/116*0249*	XP9/XP9F(a)	12.05-09.11	5 ½ J x 15	185/60R15			15190	<b>R1-1607</b>		54	100	4	45	40	<b>81,70</b>
<b>Yaris III</b>	1.0VVT-i/1.3VVT-i	e11*2007/46*0152*	XP13M(a)	10.11	5 J x 14	175/70R14			14191	<b>R1-1848</b>		54	100	4	39	54	<b>79,60</b>
<b>Yaris III</b>	1.0VVT-i/1.3VVT-i/1.4D-4D/1.5VVT-i/Hybrid	e11*2007/46*0152*	XP13M(a)	10.11	5 J x 15	175/65R15			15241	<b>R1-1817</b>		54	100	4	39	40	<b>86,10</b>

## TOYOTA VEICOLI COMMERCIALI

Modello	Motorizzazioni	Omologazione del veicolo	Codice progetto	Anno di produzione	Misura ruota	Misura pneumatico			Disegno MWD	Disegno MW Aftermarket	Osservazioni	Dati tecnici				Pezzi per paletta	Prezzo EUR senza IVA
						Foro centrale	Interasse fori	Fori attacco				Offset					
<b>Hilux</b>	2WD 2.5D-4D/4WD 2.5D-4D/4WD 3.0D-4D	e11*2007/46*0148*, -149*	N2(EU,TSAM) N2(EU,TMT)	11.10	6 J x 15	205/70R15			15290	<b>R1-1975</b>		60	114,3	5	45	40	<b>107,60</b>
<b>Hilux</b>	2WD 2.5D-4D/4WD 2.5D-4D/4WD 3.0D-4D	e11*2007/46*0148*, -149*	N2(EU,TSAM) N2(EU,TMT)	11.10	6 J x 16	205R16C			16234	<b>R1-1976</b>		106	139,7	6	45	30	<b>126,10</b>
<b>ProAce</b>	1.6D4-D/2.0D4-D	e2*2007/46*0388*	X	10.13-05.16	7 J x 16	215/60R16			16098	<b>R1-1675</b>		65	108	5	42	30	<b>98,00</b>
<b>ProAce/ Pro Ace Verso</b>	1.6D/2.0D	e2*2007/46*0537*, -/538*	V	06.16	7 J x 16	215/65R16			16237	<b>R1-1980</b>		65	108	5	46	30	<b>85,20</b>
<b>ProAce/ Pro Ace Verso</b>	1.6D/2.0D	e2*2007/46*0537*, -/538*	V	06.16	7 J x 17	215/55R17	215/60R17	225/55R17	17035	<b>R1-2046</b>		65	108	5	46	25	<b>106,20</b>





R1-878



R1-923



R1-993



R1-1014



R1-1200



R1-1224



R1-1229



R1-1273



R1-1282



R1-1345



R1-1361



R1-1374



R1-1375



R1-1399



R1-1404



R1-1410



R1-1482



R1-1489



R1-1491



R1-1492



R1-1505



R1-1529



R1-1597



R1-1614



R1-1647



R1-1673



R1-1723



R1-1727



R1-1731



R1-1796



R1-1809



R1-1808



R1-1810



R1-1829




R1-1850



R1-1851



R1-1852



R1-1859



R1-1921



R1-1939



R1-1958



R1-1979



R1-1981



immagine  
non  
disponibile

R1-2015




R1-2016



R1-2018




R1-2019



R1-2043



R1-2053



R1-2066

Modello	Motorizzazioni	Omologazione del veicolo	Codice progetto	Anno di produzione	Misura ruota	Misura pneumatico	Disegno MWD	Disegno MW Aftermarket	Osservazioni	Dati tecnici				Pezzi per palette	Prezzo EUR senza IVA	
										Foro centrale	Interasse fori	Fori attacco	Offset			
<b>Bora/Variant</b>	1.6i/1.6FSI/1.9TDI/1.9TDI-PD/2.0i/2.3iV5/4-motion 1.8i/1.9TDI/1.9TDI-PD/2.3iV5	e1*96/79*0071*, e1*98/14*0071*, e1*2001/116*0071*	1J	10.98-12.04	6 J x 15	195/65R15	15051	<b>R1-1229</b>		57	100	5	38	40	<b>70,80</b>	
<b>Bora/Variant</b>	1.6i/1.6FSI/1.8iV5-Turbo/2.0i/1.9TDI/1.9TDI-PD/2.3iV5/4-motion 1.8i/1.9TDI/1.9TDI-PD/2.3iV5/2.8iV6	e1*96/79*0071*, e1*98/14*0071*, e1*2001/116*0071*	1J	10.98-12.04	6 ½ J x 16	205/55R16	16007	<b>R1-1345</b>		57	100	5	42	36	<b>114,90</b>	
<b>Caddy Life</b>	1.4i/1.6i/1.9TDI/2.0SDI/2.0Ecofuel/4-motion	fino a e1*2001/116*0252*41	2K	12.03-04.15	6 J x 15	195/65R15	15155	<b>R1-1489</b>		57	112	5	47	40	<b>71,20</b>	
<b>Caddy Life/Maxi</b>	1.4/1.6/1.9TDI/2.0TDI/Ecofuel/4-motion/Maxi 1.6/1.9TDI/2.0TDI/Ecofuel/4-motion	fino a e1*2001/116*0252*41	2K	01.08-04.15	6 J x 16	205/55R16	16127	<b>R1-1731</b>		57	112	5	50	30	<b>89,40</b>	
<b>Caddy Generation Four/Beach</b>	1.2TSI/1.4TSI/1.4TGI/2.0TDI	a partire da e1*2001/116*0252*42	2K	05.15	6 J x 15	195/65R15	15155	<b>R1-1489</b>		57	112	5	47	40	<b>71,20</b>	
<b>Caddy Generation Four/Beach</b>	1.2TSI/1.4TSI/1.4TGI/2.0TDI/4-motion	a partire da e1*2001/116*0252*42	2K	05.15	6 J x 16	205/55R16	16127	<b>R1-1731</b>		57	112	5	50	30	<b>89,40</b>	
<b>Corrado</b>	1.8i/1.8i-16V/2.0i/2.0i-16V	E664, E664/1	53I	09.91-12.95	6 J x 14	185/60R14	14031	<b>R1-878</b>		57	100	4	38	40	<b>90,70</b>	
<b>EOS</b>	1.4TSI/1.6FSI/2.0FSI/2.0TFSI/2.0TDI/3.2V6	e1*2001/116*0349*	1F	05.06-07.16	6 ½ J x 16	205/55R16	16077	<b>R1-1597</b>		57	112	5	42	30	<b>87,70</b>	
<b>Fox</b>	1.2i/1.4i/1.4TDI	e1*2001/116*0301*	5Z	05.05-04.11	5 J x 14	165/70R14	175/70R14	14082	<b>R1-1399</b>	57	100	5	35	54	<b>69,50</b>	
<b>Fox</b>	1.2i/1.4i/1.4TDI	e1*2001/116*0301*	5Z	05.05-04.11	6 J x 14	185/60R14		14083	<b>R1-1200</b>	57	100	5	43	48	<b>70,00</b>	
<b>Fox</b>	1.2i/1.4i/1.4TDI	e1*2001/116*0301*	5Z	05.05-04.11	6 J x 15	195/55R15	15143	<b>R1-1505</b>		57	100	5	43	40	<b>83,80</b>	
<b>Golf III/Vento</b>	1.4i/1.6i/1.8i/1.9D/1.9TD/1.9SDI/Variant 1.4i	F804, F894, e1*96/79*0068*	1HX0/1HX0F/1H	09.91-09.97	5 ½ J x 13	175/70R13	13046	<b>R1-923</b>		57	100	4	38	54	<b>80,60</b>	
<b>Golf III/Vento</b>	1.4i/1.6i/1.8i/1.9D/1.9TD/1.9SDI/2.0i	F804, e1*96/79*0068*	1HX0/1H	09.93-09.97	6 J x 14	175/65R14	185/60R14	195/60R14	14017	<b>R1-993</b>	57	100	4	45	45	<b>90,90</b>
<b>Golf III Syncro</b>	1.8i	G156, e1*92/53*0004*, e1*93/81*0004*	1HX1	09.92-09.97	5 ½ J x 13	175/70R13	13046	<b>R1-923</b>		57	100	4	38	54	<b>80,60</b>	
<b>Golf III Syncro</b>	1.8i/1.9TDI/2.0i	G156, e1*92/53*0004*	1HX1	09.92-09.97	6 J x 14	175/65R14	185/60R14	195/60R14	14017	<b>R1-993</b>	57	100	4	45	45	<b>90,90</b>
<b>Golf III Cabrio</b>	1.6i/1.8i/1.9TDI/2.0i	G407, e1*96/79*0070*, e1*98/14*0070*	1EXO/1E	07.93-12.02	6 J x 14	175/65R14	185/60R14		14017	<b>R1-993</b>	57	100	4	45	45	<b>90,90</b>
<b>Golf IV</b>	1.4i/1.6i/1.9SDI	e1*96/79*0071*, e1*98/14*0071*, e1*2001/116*0071*	1J	10.97-11.03	6 J x 14	175/80R14	14057	<b>R1-1273</b>		57	100	5	38	45	<b>76,90</b>	
<b>Golf IV/Variant</b>	1.4i/1.6i/1.6FSI/1.8i/1.9SDI/1.9TDI/1.9TDI-PD/2.3iV5/4-motion 1.8i/1.9TDI/1.9TDI-PD	e1*96/79*0071*, e1*98/14*0071*, e1*2001/116*0071*	1J	10.97-11.03	6 J x 15	195/65R15	15051	<b>R1-1229</b>		57	100	5	38	40	<b>70,80</b>	
<b>Golf IV/Variant</b>	1.4i/1.6i/1.6FSI/1.8i/1.8iGTi/1.9SDI/1.9TDI/1.9TDI-PD/2.3iV5/4-motion 1.8i/1.9TDI/1.9TDI-PD/2.3iV5/2.8iV6	e1*96/79*0071*, e1*98/14*0071*, e1*2001/116*0071*	1J	10.97-11.03	6 ½ J x 16	205/55R16	16007	<b>R1-1345</b>		57	100	5	42	36	<b>114,90</b>	
<b>Golf V</b>	1.4i/1.6i/1.6FSI/1.8i/1.9SDI/1.9TDI/1.9TDI-PD/2.3iV5/4-motion 1.8i/1.9TDI/1.9TDI-PD	fino a e1*2001/116*0242*24	1K	12.03-09.08	6 J x 15	195/65R15	205/60R15	15155	<b>R1-1489</b>	57	112	5	47	40	<b>71,20</b>	
<b>Golf V</b>	1.4i/1.4FSI/1.4TSI/1.6i/1.6FSI/1.9TDI/2.0FSI/2.0SDI/2.0TDI/2.0GTI/4-motion 1.9TDI/2.0TDI/2.0FSI	fino a e1*2001/116*0242*24	1K	12.03-09.08	6 J x 16	205/55R16	16044	<b>R1-1492</b>		57	112	5	50	30	<b>93,40</b>	



Modello	Motorizzazioni	Omologazione del veicolo	Codice progetto	Anno di produzione	Misura ruota	Misura pneumatico	Disegno MWD	Disegno MW Aftermarket	Oscilla- zioni	Dati tecnici				Pezzi per palette	Prezzo EUR senza IVA		
										Foro centrale	Interasse fori	Fori attacco	Offset				
<b>Golf V</b>	1.4i/1.4FSI/1.4TSI/1.6i/1.6FSI/1.9TDI/2.0FSI/2.0SDI/2.0TDI/4-motion 1.9TDI/2.0TDI/2.0FSI	fino a e1*2001/116*0242*24	1K	12.03-09.08	6 ½ J x 16	205/55R16			16043	<b>R1-1491</b>		57	112	5	50	30	<b>90,70</b>
<b>Golf V Variant</b>	1.4/1.4TSI/1.6/1.9TDI/2.0TDI	fino a e1*2001/116*0328*14	1KM	05.07-08.09	6 J x 15	195/65R15	205/60R15		15155	<b>R1-1489</b>		57	112	5	47	40	<b>71,20</b>
<b>Golf V Variant</b>	1.4/1.4TSI/1.6/1.9TDI/2.0TDI/2.0TSI/4-motion 1.9TDI	fino a e1*2001/116*0328*14	1KM	05.07-08.09	6 J x 16	205/55R16			16044	<b>R1-1492</b>		57	112	5	50	30	<b>93,40</b>
<b>Golf V Variant</b>	1.4/1.4TSI/1.6/1.9TDI/2.0TDI/2.0TSI/4-motion 1.9TDI	fino a e1*2001/116*0328*14	1KM	05.07-08.09	6 ½ J x 16	205/55R16			16043	<b>R1-1491</b>		57	112	5	50	30	<b>90,70</b>
<b>Golf V Plus/Cross</b>	1.4i/1.4TSI/1.6i/1.6FSI/1.9TDI/2.0FSI/2.0TDI/ Cross 1.4TSI/1.6/1.9TDI/2.0TDI	fino a e1*2001/116*0304*13	1KP	02.05-12.08	6 J x 15	195/65R15	205/60R15		15155	<b>R1-1489</b>		57	112	5	47	40	<b>71,20</b>
<b>Golf V Plus/Cross</b>	1.4i/1.4TSI/1.6i/1.6FSI/1.9TDI/2.0FSI/2.0TDI/ Cross 1.4TSI/1.6/1.9TDI/2.0TDI	fino a e1*2001/116*0304*13	1KP	02.05-12.08	6 J x 16	205/55R16			16044	<b>R1-1492</b>		57	112	5	50	30	<b>93,40</b>
<b>Golf V Plus/Cross</b>	1.4i/1.4TSI/1.6i/1.6FSI/1.9TDI/2.0FSI/2.0TDI/ Cross 1.4TSI/1.6/1.9TDI/2.0TDI	fino a e1*2001/116*0304*13	1KP	02.05-12.08	6 ½ J x 16	205/55R16			16043	<b>R1-1491</b>		57	112	5	50	30	<b>90,70</b>
<b>Golf VI Cabrio</b>	1.2TSI/1.4TSI/1.6TDI/2.0TDI	e1*2001/116*0242*	1K	06.11-06.16	6 J x 15	195/65R15	205/60R15		15155	<b>R1-1489</b>		57	112	5	47	40	<b>71,20</b>
<b>Golf VI Cabrio</b>	1.2TSI/1.4TSI/1.6TDI/2.0GTI/2.0TDI/2.0TSI	e1*2001/116*0242*	1K	06.11-06.16	6 J x 16	205/55R16			16044	<b>R1-1492</b>		57	112	5	50	30	<b>93,40</b>
<b>Golf VI Cabrio</b>	1.2TSI/1.4TSI/1.6TDI/2.0GTI/2.0TDI/2.0TSI	e1*2001/116*0242*	1K	06.11-06.16	6 ½ J x 16	205/55R16			16043	<b>R1-1491</b>		57	112	5	50	30	<b>90,70</b>
<b>Golf VI/Plus/ Cross</b>	1.2TSI/1.4/1.4TSI/1.6/1.6BiFuel/1.6TDI/2.0TDI/ Plus 1.2TSI/1.4/1.4TSI/1.6/1.6BiFuel/1.6TDI/2.0TDI	a partire da e1*2001/116*0242*25, a partire da -/304*14, fino a e1*2007/46*0490*04	1K/1KP	10.08-04.14	6 J x 15	195/65R15	205/60R15		15155	<b>R1-1489</b>		57	112	5	47	40	<b>71,20</b>
<b>Golf VI/Plus/ Cross</b>	1.2TSI/1.4/1.4TSI/1.6/1.6TDI/2.0TDI/2.0GTI/4-motion/Plus 1.2TSI/1.4/1.4TSI/1.6/1.6BiFuel/1.6TDI/2.0TDI	a partire da e1*2001/116*0242*25, a partire da -/304*14, fino a e1*2007/46*0490*04, -/491*	1K/1KP	10.08-04.14	6 J x 16	205/55R16			16044	<b>R1-1492</b>		57	112	5	50	30	<b>93,40</b>
<b>Golf VI/Plus/ Cross</b>	1.2TSI/1.4/1.4TSI/1.6/1.6TDI/2.0TDI/2.0GTI/4-motion/Plus 1.2TSI/1.4/1.4TSI/1.6/1.6BiFuel/1.6TDI/2.0TDI	a partire da e1*2001/116*0242*25, a partire da -/304*14, fino a e1*2007/46*0490*04, -/491*	1K/1KP	10.08-04.14	6 ½ J x 16	205/55R16			16043	<b>R1-1491</b>		57	112	5	50	30	<b>90,70</b>
<b>Golf VI Variant</b>	1.2TSI/1.4/1.4TSI/1.6/1.6TDI	a partire da e1*2001/116*0328*15	1KM	09.09-04.14	6 J x 15	195/65R15	205/60R15		15155	<b>R1-1489</b>		57	112	5	47	40	<b>71,20</b>
<b>Golf VI Variant</b>	1.2TSI/1.4/1.4TSI/1.6/1.6TDI/2.6TDI-4-motion/2.0TDI	a partire da e1*2001/116*0328*15, fino a 1*2007/46*0492*05	1KM	09.09-04.14	6 J x 16	205/55R16			16044	<b>R1-1492</b>		57	112	5	50	30	<b>93,40</b>
<b>Golf VI Variant</b>	1.2TSI/1.4/1.4TSI/1.6/1.6TDI/2.6TDI-4-motion/2.0TDI	a partire da e1*2001/116*0328*15, fino a 1*2007/46*0492*05	1KM	09.09-04.14	6 ½ J x 16	205/55R16			16043	<b>R1-1491</b>		57	112	5	50	30	<b>90,70</b>
<b>Golf VII</b>	1.0TSI/1.2TSI/1.4TSI/1.4TGI/1.5TSI/1.6TDI/2.0TDI/4-motion/e-Golf (85kW)	e1*2007/46*0623*, a partire da e1*2007/0490*05	AU/1K	12.12	6 J x 15	195/65R15			15255	<b>R1-1850</b>		57	112	5	43	40	<b>72,60</b>
<b>Golf VII</b>	1.0TSI/1.2TSI/1.4TSI/1.4TGI/1.5TSI/1.6TDI/2.0TDI/2.0GTI/4-motion/e-Golf (85kW)	e1*2007/46*0623*, a partire da e1*2007/0490*05	AU/1K	12.12	6 J x 16	205/55R16			16177	<b>R1-1851</b>		57	112	5	48	30	<b>87,00</b>
<b>Golf VII</b>	1.0TSI/1.2TSI/1.4TSI/1.4TGI/1.5TSI/1.6TDI/2.0TDI/2.0GTI/4-motion/e-Golf (85kW)	e1*2007/46*0623*, a partire da e1*2007/0490*05	AU/1K	12.12	6 ½ J x 16	205/55R16			16178	<b>R1-1852</b>		57	112	5	46	30	<b>87,00</b>
<b>Golf VII Variant/ Sportsvan</b>	1.0TSI/1.2TSI/1.4TSI/1.4TGI/1.6TDI/2.0TDI/4-motion	e1*2007/46*0627*, a partire da e1*2007/46*0492*06	AUV/1KM	05.14	6 J x 15	195/65R15			15255	<b>R1-1850</b>		57	112	5	43	40	<b>72,60</b>
<b>Golf VII Variant/ Sportsvan</b>	1.0TSI/1.2TSI/1.4TSI/1.4TGI/1.6TDI/2.0TDI/4-motion	e1*2007/46*0627*, a partire da e1*2007/46*0492*06	AUV/1KM	05.14	6 J x 16	205/55R16			16177	<b>R1-1851</b>		57	112	5	48	30	<b>87,00</b>
<b>Golf VII Variant/ Sportsvan</b>	1.0TSI/1.2TSI/1.4TSI/1.4TGI/1.6TDI/2.0TDI/4-motion	e1*2007/46*0627*, a partire da e1*2007/46*0492*06	AUV/1KM	05.14	6 ½ J x 16	205/55R16			16178	<b>R1-1852</b>		57	112	5	46	30	<b>87,00</b>
<b>Jetta</b>	1.4TSI/1.6/1.6TDI/1.9TDI/2.0FSI/2.0TDI	e1*2001/116*0328*	1KM	09.05-12.10	6 J x 15	195/65R15	205/60R15		15155	<b>R1-1489</b>		57	112	5	47	40	<b>71,20</b>

<b>Jetta</b>	1.4TSI/1.6/1.6TDI/1.9TDI/2.0FSI/2.0TDI/2.0TSI	e1*2001/116*0328*	1KM	09.05-12.10	6 J x 16	205/55R16			16044	<b>R1-1492</b>	57	112	5	50	30	<b>93,40</b>
<b>Jetta</b>	1.4TSI/1.6/1.6TDI/1.9TDI/2.0FSI/2.0TDI/2.0TSI	e1*2001/116*0328*	1KM	09.05-12.10	6 ½ J x 16	205/55R16			16043	<b>R1-1491</b>	57	112	5	50	30	<b>90,70</b>
<b>Jetta</b>	1.2TSI/1.6TDI/2.0TDI	e1*2007/46*0539*	16	01.11	6 J x 15	195/65R15	205/60R15		15155	<b>R1-1489</b>	57	112	5	47	40	<b>71,20</b>
<b>Jetta</b>	1.2TSI/1.4TSI/1.6TDI/2.0TDI/2.0TSI	e1*2007/46*0539*	16	01.11-12.17	6 J x 16	205/55R16			16044	<b>R1-1492</b>	57	112	5	50	30	<b>93,40</b>
<b>Jetta</b>	1.2TSI/1.6TDI/2.0TDI/2.0TSI	e1*2007/46*0539*	16	01.11	6 ½ J x 16	205/55R16			16043	<b>R1-1491</b>	57	112	5	50	30	<b>90,70</b>
<b>Lupo</b>	1.0i	e1*97/27*0085*, e1*98/14*0085*, e1*2001/116*0085*	6X	10.98-12.04	4 ½ J x 13	155/70R13			13002	<b>R1-1375</b>	57	100	4	35	63	<b>56,60</b>
<b>Lupo</b>	1.0i/1.4i/1.7SDI	e1*97/27*0085*, e1*98/14*0085*, e1*2001/116*0085*	6X	10.98-12.04	5 ½ J x 13	175/65R13			13003	<b>R1-1374</b>	57	100	4	43	54	<b>61,80</b>
<b>New Beetle/Cabrio</b>	1.4i/1.6i/1.8T/1.9TDI/2.0i	e1*97/27*0106*, e1*98/14*0106*, e1*2001/116*0106*,-/205*	9C/1Y	10.98-07.12	6 J x 15	195/65R15			15051	<b>R1-1229</b>	57	100	5	38	40	<b>70,80</b>
<b>New Beetle/Cabrio</b>	1.4i/1.6i/1.8T/1.9TDI/2.0i/2.3iV5 Cabrio 1.4i/1.6i/1.8T/1.9TDI/2.0i	e1*97/27*0106*, e1*98/14*0106*, e1*2001/116*0106*,-/205*	9C/1Y	10.98-07.12	6 ½ J x 16	205/55R16			16007	<b>R1-1345</b>	57	100	5	42	36	<b>114,90</b>
<b>Beetle/Cabrio</b>	1.2TSI/1.4TSI/1.6TDI/2.0TDI/2.0TSI	e1*2007*46*0539*	16	10.11	6 ½ J x 16	205/60R16	215/60R16		16162	<b>R1-1810</b>	57	112	5	44	30	<b>88,90</b>
<b>Passat/Variant</b>	1.6i/1.6TD/1.8i/1.9D/TD/TDI/2.0i/2.0i-16V/Syncro 2.0i	E657, E657/1, E960	35I/35I-299	04.88-12.96	6 J x 14	165/70R14	185/65R14	195/60R14	14031	<b>R1-878</b>	57	100	4	38	40	<b>90,70</b>
<b>Passat/Variant</b>	1.6i/1.8iV/1.9TDI/2.3iVR5/2.5iV6TDI/2.8iV6/ 4-motion 1.8iV/1.9TDI/2.3iVR5/2.5iV6TDI/2.8iV6	e1*95/54*0043*, e1*98/14D0043*, e1*98/14*0043*	3B	10.96-10.00	6 J x 15	195/65R15			15079	<b>R1-1014</b>	57	112	5	45	40	<b>73,40</b>
<b>Passat/Variant</b>	1.6i/1.8iV5-Turbo/1.9TDI-PD/2.0i/4-motion 1.9TDI/ 1.9TDI-PD/2.0i	e1*98/14*0157*, e1*2001/116*0157*	3BG	11.00-02.05	6 J x 15	195/65R15			15079	<b>R1-1014</b>	57	112	5	45	40	<b>73,40</b>
<b>Passat/Variant</b>	1.6i/1.8iV5-Turbo/1.9TDI/1.9TDI-PD/2.0i/2.3iV5/ 2.5iV6-TDI/4-motion 1.9TDI/1.9TDI-PD/2.3iV5/ 2.5iV6-TDI/2.8i	e1*98/14*0157*, e1*2001/116*0157*	3BG	11.00-02.05	6 J x 16	205/55R16			16005	<b>R1-1361</b>	57	112	5	40	40	<b>100,30</b>
<b>Passat/Variant</b>	1.4TSI/1.6i/1.6FSI/1.6TSI/1.6TDI/1.8TSI/1.9TDI/2.0TDI/ 2.0BlueTDI/2.0FSI/2.0TSI/4-motion	fino a e1*2001/116*0307*23	3C	03.05-09.10	6 ½ J x 16	205/55R16	215/55R16		16077	<b>R1-1597</b>	57	112	5	42	30	<b>87,70</b>
<b>Passat/Variant</b>	1.4TSI/1.6TDI/1.6TSI/1.8TSI/2.0TDI/4-motion	a partire da e1*2001/116*0307*24 fino a *36, e1*2007/46*0502*, -/547*, DE2007/46*0547*	3C/3c	10.10-09.14	6 ½ J x 16	205/55R16	215/55R16		16077	<b>R1-1597</b>	57	112	5	42	30	<b>87,70</b>
<b>Passat/Variant (Mj.2015)</b>	1.4TSI/1.6TDI/1.8TSI/2.0TDI/4-motion <i>Non per Passat hybrid</i>	a partire da e1*2001/116*0307*37	3C	10.14	6 ½ J x 16	215/60R16			16219	<b>R1-1921</b>	57	112	5	41	30	<b>87,70</b>
<b>Polo III</b>	1.0i 45/1.4i 60	G774, G951, e1*96/79*0069*, e1*98/14*0069*	6N/6NF	10.94-11.01	4 ½ J x 13	155/70R13			13002	<b>R1-1375</b>	57	100	4	35	63	<b>56,60</b>
<b>Polo III</b>	1.0i 45/1.4i 60/1.6i 75/1.7SDI 60S/1.9D 64	G774, G951, e1*96/79*0069*, e1*98/14*0069*	6N/6NF	10.94-11.01	5 ½ J x 13	175/65R13			13003	<b>R1-1374</b>	57	100	4	43	54	<b>61,80</b>
<b>Polo III</b>	1.0i 45/1.4i 60/1.4TDI/1.6i 75/1.7SDI 60S/1.9D 64/1.6GTi 100	e1*96/79*0069*	6N	10.94-11.01	6 J x 14	185/55R14			14017	<b>R1-993</b>	57	100	4	45	45	<b>90,90</b>
<b>Polo IV</b>	1.2i/1.4i/1.4FSI/1.4TDI-PD/1.9SDI/1.4TDI BlueMotion	e1*98/14*0174*, e1*2001/116*0174*	9N	12.01-04.09	5 J x 14	165/70R14			14082	<b>R1-1399</b>	57	100	5	35	54	<b>69,50</b>
<b>Polo IV</b>	1.2i/1.4i/1.4i-16V/1.4FSI/1.4TDI-PD/1.6i-16V/1.9SDI/ 1.9TDI-PD	e1*98/14*0174*, e1*2001/116*0174*	9N	12.01-04.09	6 J x 14	185/60R14			14083	<b>R1-1200</b>	57	100	5	43	48	<b>70,00</b>
<b>Polo IV/GTI</b>	1.2i/1.4i/1.4i-16V/1.4FSI/1.4TDI-PD/1.6i-16V/1.8-GTI/ 1.9SDI/1.9TDI-PD	e1*98/14*0174*, e1*2001/116*0174*	9N	12.01-04.09	6 J x 15	185/55R15	195/50R15	195/55R15	15143	<b>R1-1505</b>	57	100	5	43	40	<b>83,80</b>
<b>Polo IV Fun/Cross</b>	1.2i/1.4i/1.4FSI/1.4i-16V/1.4TDI/1.6i-16V/1.9TDI <i>Telaio rialzato</i>	e1*2001/116*0174*	9N	01.04-04.09	6 J x 15	185/60R15			15051	<b>R1-1229</b>	57	100	5	38	40	<b>70,80</b>
<b>Polo IV GTI Cup Edition</b>	1.8T	e1*2001/116*0174*	9N	06.06-04.09	6 ½ J x 16	205/45R16			16007	<b>R1-1345</b>	57	100	5	42	36	<b>114,90</b>
<b>Polo V</b>	1.0TSI/1.2/1.2TDI/1.2TSI/1.4/1.4BiFuel/1.4TDI/1.6TDI	e1*2001/116*0510*, e1*2007/46*0486*	6R	05.09-08.17	5 J x 14	175/70R14			14082	<b>R1-1399</b>	57	100	5	35	54	<b>69,50</b>

Modello	Motorizzazioni	Omologazione del veicolo	Codice progetto	Anno di produzione	Misura ruota	Misura pneumatico	Disegno MWD	Disegno MW Aftermarket	Osservazioni	Dati tecnici				Pezzi per paletta	Prezzo EUR senza IVA	
										Foro centrale	Interasse fori	Fori attacco	Offset			
<b>Polo V</b>	1.2/1.2TDI/1.2TSI/1.4/1.4BiFuel/1.4GTI/1.6TDI/Cross	e1*2001/116*0510*, e1*2007/46*0486*	6R	05.09-08.17	6 J x 15	185/60R15		15219	<b>R1-1727</b>		57	100	5	38	40	<b>76,30</b>
<b>Polo GTI</b>	1.4TSI/2.0TSI	e1*2001/116*0510*	6R	11.12	6 J x 16	195/50R16		16192	<b>R1-1939</b>		57	100	5	40	30	<b>86,00</b>
<b>Polo VI</b>	1.0/1.0TSI	e1*2007/46*1783*	AW	09.17	5 J x 14	185/70R14		14205	<b>R1-2018</b>		57	100	5	38	54	<b>60,20</b>
<b>Polo VI</b>	1.0/1.0TSI/1.6TDI	e1*2007/46*1783*	AW	09.17	5 ½ J x 15	185/65R15		15299	<b>R1-2019</b>		57	100	5	40	48	<b>71,70</b>
<b>Scirocco III</b>	1.4TSI/1.8TSI/2.0TSI/2.0TDI	e1*2001/116*0471*	13	08.08	6 ½ J x 16	205/55R16		16077	<b>R1-1597</b>		57	112	5	42	30	<b>87,70</b>
<b>Sharan</b>	1.8T-5V/1.9TDI/2.0i	fino a e1*98/14*0023*16	7M	09.95-05.01	6 J x 15	195/65R15	205/60R15	15128	<b>R1-1410</b>		57	112	5	55	40	<b>96,00</b>
<b>Sharan II</b>	1.4TSI/2.0TDI/4-motion	e1*2007/46*0401*, -/434*	7N	07.10	6 ½ J x 16	205/60R16	215/60R16	16117	<b>R1-1723</b>		57	112	5	33	30	<b>93,20</b>
<b>T-Cross</b>	1.0TFSi/1.5TFSi/1.6TDI			10.18	6 J x 16				<b>R1-2066</b>	N	57	100	5	35	30	<b>87,00</b>
<b>T-Roc</b>	1.0TSI/1.5TSI/2.0TSI/2.0TDI/4-motion	e13*2007/46*1845*	A1	11.17	6 J x 16	205/60R16		16236	<b>R1-1979</b>		57	112	5	43	30	<b>83,40</b>
<b>Tiguan</b>	1.4TSI/2.0TDI/2.0-TFSi/4-motion	fino a e1*2001/116*0450*23, e1*2007/46*0487*14	5N	12.07-04.16	6 ½ J x 16	215/65R16		16117	<b>R1-1723</b>		57	112	5	33	30	<b>93,20</b>
<b>Tiguan II/ Tiguan Allspace</b>	1.4TSI/1.6TDI/2.0TDI/2.0TSI/4-motion	a partire da e1*2001/116*0450*24, a partire da e1*2007/46*0487*15	5N	05.16	6 ½ J x 17	215/65R17		17021	<b>R1-1981</b>		57	112	5	38	25	<b>98,90</b>
<b>Touareg</b>	VRS-TDI	e1*2001/116*0203*	7L	01.03-03.10	7 J x 16	235/70R16		16060	<b>R1-1482</b>		65,1	120	5	54	30	<b>165,60</b>
<b>Touran/Cross</b>	1.4TSI/1.6/1.6TDI/1.9TDI/2.0FSDI/2.0TDI/2.0-Ecofuel/ Cross 1.4TSI/1.6/1.9TDI/2.0TDI	fino a e1*2001/116*0211*35, fino a e1*2007/46*0357*13, DE*2007/46*0506*, e1*2007/46*0506*	1T/1t	03.03-08.15	6 J x 15	195/65R15		15155	<b>R1-1489</b>		57	112	5	47	40	<b>71,20</b>
<b>Touran/Cross</b>	1.4TSI/1.6/1.6TDI/1.9TDI/2.0FSDI/2.0TDI/2.0-Ecofuel/ Cross 1.4TSI/1.6/1.9TDI/2.0TDI	fino a e1*2001/116*0211*35, fino a e1*2007/46*0357*13, DE*2007/46*0506*	1T/1t	03.03-08.15	6 J x 16	205/55R16		16044	<b>R1-1492</b>		57	112	5	50	30	<b>93,40</b>
<b>Touran</b>	1.4TSI/1.6/1.6TDI/1.9TDI/2.0FSDI/2.0TDI/2.0-Ecofuel	fino a e1*2001/116*0211*35, fino a e1*2007/46*0357*13, -/506*, DE*2007/46*0506*	1T/1t	03.03-08.15	6 ½ J x 16	205/55R16		16043	<b>R1-1491</b>		57	112	5	50	30	<b>90,70</b>
<b>Touran II</b>	1.2TSI/1.4TSI/1.6TDI/1.8TSI/2.0TDI	a partire da e1*2001/116*0211*36, a partire da e1*2007/46*0357*14	1T	09.15	6 ½ J x 16	205/60R16		16224	<b>R1-1958</b>		57	112	5	48	30	<b>91,60</b>
<b>T5 Multivan/ California/ Caravelle</b>	1.9TDI/2.0i/2.5TDI/4-motion	e1*2001/116*0218*, -/286*, fino a -/220*35, fino a -/289*24	7HM/7HM/7HC/7HCA	05.03-07.15	6 ½ J x 16	205/65C16	215/65C16	16055	<b>R1-1529</b>		65,1	120	5	51	30	<b>113,30</b>
<b>T5 Multivan/ California/ Caravelle</b>	1.9TDI/2.0i/2.5TDI/4-motion	e1*2001/116*0286*, fino a -/220*35	7HC/7HCA	05.03-07.15	6 ½ J x 16	205/65C16	215/65C16	16163	<b>R1-1808</b>		65	120	5	52	30	<b>98,20</b>
<b>T5 Multivan/ California/ Caravelle</b>	1.9TDI/2.0i/2.0TDI/2.5TDI/3.2i-V6/4-motion	e1*2001/116*0218*, -/286*, fino a -/220*35, fino a -/289*24	7HM/7HM/7HC/7HCA	05.03-07.15	7 J x 17	215/60R17	235/55R17	17002	<b>R1-1614</b>		65,1	120	5	55	25	<b>145,20</b>
<b>T6 Multivan/ California/ Caravelle</b>	2.0TDI/4-motion	a partire da e1*2001/116*0220*36, a partire da e1*2001/116*0289*25, a partire da e1*2007/46*0130*16	7HC/7HMA/7JO	08.15	6 ½ J x 16	205/65C16	215/65C16	16055	<b>R1-1529</b>		65,1	120	5	51	30	<b>113,30</b>
<b>T6 Multivan/ California/ Caravelle</b>	2.0TDI/4-motion	a partire da e1*2001/116*0220*36, a partire da e1*2007/46*0130*16	7HC/7JO	08.15	6 ½ J x 16	205/65C16	215/65C16	16163	<b>R1-1808</b>		65	120	5	52	30	<b>98,20</b>
<b>T6 Multivan/ California/ Caravelle</b>	2.0TDI/4-motion	a partire da e1*2001/116*0220*36, a partire da e1*2001/116*0289*25, a partire da e1*2007/46*0130*16	7HC/7HMA/7JO	08.15	7 J x 17	215/60R17	235/55R17	17002	<b>R1-1614</b>		65,1	120	5	55	25	<b>145,20</b>
<b>UP/e-UP/Cross-UP</b>	1.0TSI/Hybrid/electric	e13*2007/46*1167*, e13*2007/46*1182*	AA/AAN	12.11	5 J x 14	165/70R14	175/65R14	14190	<b>R1-1829</b>		57	100	4	35	54	<b>61,80</b>

Modello	Motorizzazioni	Omologazione del veicolo	Codice progetto	Anno di produzione	Misura ruota	Misura pneumatico	Disegno MWD	Disegno MW Aftermarket	Osservazioni	Dati tecnici				Pezzi per palette	Prezzo EUR senza IVA		
										Foro centrale	Interasse fori	Fori attacco	Offset				
<b>Amarok</b>	2.0TDI/2.0TDI-BMT/2.0BITDI/2.0BITDI-BMT/2x4/4x4	e1*2007/46*0356*, -/750*	2H/2HS2	10.10	6 ½ J x 16	245/70R16		16260	<b>R1-2043</b>		65	120	5	62	30	<b>95,50</b>	
<b>Caddy Pickup</b>	1.6i/1.9SDI	H498	9U	09.96-11.03	5 ½ J x 13	165/80R13		13046	<b>R1-923</b>		57	100	4	38	54	<b>80,60</b>	
<b>Caddy/Kombi</b>	1.4/1.6/1.9TDI/2.0SDI/2.0Ecofuel/4-motion	L320, fino a e1*2007/46*0217*19	2KN	12.03-04.15	6 J x 15	195/65R15		15237	<b>R1-1796</b>		57	112	5	47	40	<b>75,80</b>	
<b>Caddy/Maxi/Kombi</b>	1.4/1.6/1.9TDI/2.0SDI/2.0TDI/2.0Ecofuel/4-motion	L320, fino a e1*2007/46*0217*19	2KN	01.08-04.15	6 J x 16	205/55R16		16127	<b>R1-1731</b>		57	112	5	50	30	<b>89,40</b>	
<b>Caddy/Maxi</b>	1.2TSI/1.4TSI/1.4TGI/2.0TDI	a partire da e1*2007/46*0017*20	2KN	05.15	6 J x 15	195/65R15		15237	<b>R1-1796</b>		57	112	5	47	40	<b>75,80</b>	
<b>Caddy/Maxi</b>	1.2TSI/1.4TSI/1.4TGI/2.0TDI/4-motion	a partire da e1*2007/46*0017*20	2KN	05.15	6 J x 16	205/55R16		16127	<b>R1-1731</b>		57	112	5	50	30	<b>89,40</b>	
<b>Crafter 30</b>	2.5TDI Max 3,0 Ton	e1*2001/116*0355*, e1*2007/46*0514*, -/515*, -/521*, L767, L769, L770	2EC1/2FJE1/2EKE1/2EKE2	05.06-02.17	6 ½ J x 16	205/75R16	225/75R16	235/65R16	16095	<b>R1-1647</b>		84	130	6	62	30	<b>119,90</b>
<b>Crafter 30</b>	2.0TDI/2.5TDI Max 3,0 Ton	L767, L768, e1*2001/116*0355*, e1*2007/46*0513*, e1*2007/46*0521*	2EC1, 2EKE1, 2EKE2, 2FJE1, 2FJE2	06.06-02.17	5 ½ J x 16	205/75R16			16168	<b>R1-1673</b>		84	130	6	51	30	<b>123,30</b>
<b>Crafter 30/35</b>	2.5TDI Max 3,5 Ton	e1*2001/116*0355*, -/356*, e1*2007/46*0514*, -/515*, -/521*, -/522*, -/523*, L767, L768, L769, L770	2EC1/2EC2/2EKE1/2EKE2/2FJE1/2FJE2	05.06-02.17	6 ½ J x 16	225/75R16	235/65R16		16095	<b>R1-1647</b>		84	130	6	62	30	<b>119,90</b>
<b>Crafter 35/50</b>	2.5TDI Montaggio in gemello - Max 5,0 Ton	e1*2007/46*0518*, -/519*, -524*, -525*	2FJZ/2EKZ	05.06-02.17	5 ½ J x 16	195/75R16	205/75R16		16180	<b>R1-1859</b>		161	205	6	HMA 117	30	<b>155,30</b>
<b>Crafter II 35/50</b>	2.0TDI-BMT/4-motion	e1*2007/46*1628*, -/1629*, -/1634*, -/1635*	SYN1Z/SYN2Z/SZN1Z/SZN2Z	03.17	5 ½ J x 16	205/75R16			16249	<b>R1-2015</b>		161	205	6	HMA 121,5	30	<b>155,50</b>
<b>Crafter II 30/35</b>	2.0TDI-BMT/4-motion	e1*2007/46*1613*, e1*2007/46*1619*	SYN1E/SZN1E	03.17	6 ½ J x 16	205/75R16	235/65R16		16250	<b>R1-2016</b>		65,1	120	5	60	30	<b>99,70</b>
<b>Crafter II 35</b>	2.0TDI-BMT/4-motion Max. 1200 kgs	e1*2007/46*1614*, -/1620*	SYN2E/SZN2E	03.17	6 ½ J x 16	235/65R16			16271	<b>R1-2053</b>		65,1	120	5	60	30	<b>109,90</b>
<b>LT28/35</b>	2.3i/2.5SDI/2.5TDI/2.8TDI	H428, H482, H617, H724, e1*95/54*0041*, e1*98/14*0041*, e1*98/14D0041*, e1*2001/116*0041*	2DM/2DXOAE/2DXOFE/2DXOAZ/2DXOFZ	01.00-04.06	6 J x 15	195/70R15	225/70R15		15119	<b>R1-1404</b>		84	130	5	75	88	<b>110,60</b>
<b>LT35/40/46</b>	2.3i/2.5TDI/2.8TDI	H617, H724	20DXOAZ/2DXOFZ	08.96-04.06	5 ½ J x 15	195/70R15			15170	<b>R1-1282</b>		161	205	6	108	40	<b>138,10</b>
<b>T4</b>	1.9TD/2.0i/2.4D/2.5i/2.5TD/Syncro 2.4D/2.5i	H300, H304, H322, H323, H324, H325, H326, H327	70X02BL/70X12BL/70X12BN/70X02D/70X02A/70X12A/70X12D	01.96-04.03	6 J x 15	195/70R15	205/65R15	215/65R15	15089	<b>R1-1224</b>		57	112	5	55	40	<b>107,80</b>
<b>T5 Transporter</b>	1.9TDI/2.0i/2.0TDI/2.5TDI/4-motion	L148, L225, fino a e1*2007/46*0130*15	7HK/7HKX0/7J0	05.03-07.15	6 ½ J x 16	205/65C16	215/65C16		16055	<b>R1-1529</b>		65,1	120	5	51	30	<b>113,30</b>
<b>T5 Transporter</b>	1.9TDI/2.0i/2.0TDI/2.5TDI/4-motion	L148, L225, fino a e1*2007/46*0130*15	7HK/7J0	05.03-07.15	6 ½ J x 16	205/65C16	215/65C16		16163	<b>R1-1808</b>		65	120	5	52	30	<b>98,20</b>
<b>T5 Transporter</b>	1.9TDI/2.0i/2.0TDI/2.5TDI/3.2i-V6/4-motion	L148, L225, fino a e1*2007/46*0130*15	7HC/7HKX0/7J0	05.03-07.15	7 J x 17	215/60R17	235/55R17		17002	<b>R1-1614</b>		65,1	120	5	55	25	<b>145,20</b>
<b>T5 BlueMotion</b>	2.0TDI		7HC/7HMA/7J0	03.11	6 ½ J x 16	215/65R16			16200	<b>R1-1809</b>		65	120	5	51	30	<b>94,60</b>
<b>T6 Transporter</b>	2.0TDI/4-motion	a partire da e1*2007/46*0130*16	7J0	08.15	6 ½ J x 16	205/65C16	215/65C16		16055	<b>R1-1529</b>		65,1	120	5	51	30	<b>113,30</b>
<b>T6 Transporter</b>	2.0TDI/4-motion	a partire da e1*2007/46*0130*16	7J0	08.15	6 ½ J x 16	205/65C16	215/65C16		16163	<b>R1-1808</b>		65	120	5	52	30	<b>98,20</b>
<b>T6 Transporter</b>	2.0TDI/4-motion	a partire da e1*2007/46*0130*16	7J0	08.15	7 J x 17	215/60R17	235/55R17		17002	<b>R1-1614</b>		65,1	120	5	55	25	<b>145,20</b>



R1-1577



R1-1604



R1-1642

Modello	Motorizzazioni	Omologazione del veicolo	Codice progetto	Anno di produzione	Misura ruota	Misura pneumatico	Disegno MWD	Disegno MW Aftermarket	Osservazioni	Dati tecnici				Pezzi per paletta	Prezzo EUR senza IVA
										Foro centrale	Interasse fori	Fori attacco	Offset		
C30	1.6i/1.6D/1.8i/1.8F/2.0i	e4*2001/116*0076*, e1*2001/116*0427*	M/M-2D	10.06-12.12	6 J x 15	195/65R15	15191	R1-1604		63,3	108	5	46	40	98,40
C30	1.6i/1.6D/1.8i/1.8F/2.0i/2.0D/2.4i/2.4D5/2.5T5	e4*2001/116*0076*, e1*2001/116*0427*	M/M-2D	10.06-12.12	6 ½ J x 16	195/60R16 205/55R16	16070	R1-1577		63,3	108	5	52,5	30	103,20
S40/V50	1.6D/1.6/1.8/1.8F/2.0	e4*2001/116*0076*	M	01.04-08.12	6 J x 15	195/65R15	15191	R1-1604		63,3	108	5	46	40	98,40
S40/V50	1.6/1.6D/1.8/1.8F/2.0/2.0D/2.4/2.4i/2.4D5/2.5T5/2.5T5-AWD	e4*2001/116*0076*	M	01.04-08.12	6 ½ J x 16	195/60R16 205/55R16	16070	R1-1577		63,3	108	5	52,5	30	103,20
S60/V60	1.6T3/1.6T4/2.0T/2.0T5/3.0T6/2.0D3/2.4D5/2.4D5-AWD	e9*2007/46*0023*	F	07.10-	7 J x 16	205/60R16 215/55R16	16088	R1-1642		63,3	108	5	50	40	111,90
S60/V60 Cross Country	2.0/2.0D/2.0D-AWD/2.4D-AWD/2.5AWD	e9*2001/46*0023*	F	09.15-	7 J x 16	215/65R16	16088	R1-1642		63,3	108	5	50	40	111,90
S80	1.6D/2.0D/2.0F/2.0FT/2.4D/2.4D5/2.4D5-AWD/2.5T/3.0T6/3.2/3.2-AWD	e9*2001/116*0057*	A	05.06-12.16	7 J x 16	205/60R16 215/55R16 225/55R16	16088	R1-1642		63,3	108	5	50	40	111,90
V40	1.6D-D2	e1*2001/116*0076*	M	07.12-	6 J x 15	195/65R15	15191	R1-1604		63,3	108	5	46	40	98,40
V40	1.6D-D2/2.0D-D3/D4/1.6-T3/T4/2.5-T5	e1*2001/116*0076*	M	07.12-	6 ½ J x 16	205/55R16	16070	R1-1577		63,3	108	5	52,5	30	103,20
V40 Cross Country	1.6D-D2/2.0D-D3/D4/1.6-T4/2.5-T5/AWD	a partire da e1*2001/116*0076*29	M	10.12-	6 ½ J x 16	205/60R16	16070	R1-1577		63,3	108	5	52,5	30	103,20
V70	1.6D/2.0/2.0D/2.0F/2.4D/2.4D5/2.5FT/2.5T/3.2/3.0T6-AWD	e9*2001/116*0065*, e1*2001/116*0505*	B/B-2D	05.07-05.16	7 J x 16	205/60R16 225/55R16	16088	R1-1642		63,3	108	5	50	40	111,90
XC70	2.4D/3.0AWD/3.2AWD	e9*2001/116*0065* e1*2001/116*0505*	B/B-2D	05.07-05.16	7 J x 16	215/65R16	16088	R1-1642		63,3	108	5	50	40	111,90



# ELENCO PER CODICE PRODOTTO



MW Aftermarket	Produttore	Modello	Misura ruota	Pezzi per paletta	Peso kg.	Prezzo EUR senza IVA	MW Aftermarket	Produttore	Modello	Misura ruota	Pezzi per paletta	Peso kg.	Prezzo EUR senza IVA	MW Aftermarket	Produttore	Modello	Misura ruota	Pezzi per paletta	Peso kg.	Prezzo EUR senza IVA
R1-878	Volkswagen	Corrado	6 J x 14		8,4	90,70	R1-993	Volkswagen	Polo III	6 J x 14		8,2	90,90	R1-1121	Fiat	Punto	5 ½ J x 14	54	5,8	60,80
R1-878	Volkswagen	Passat/Variant	6 J x 14		8,4	90,70	R1-1004	Fiat	Cinquecento	4,50 B x 13	63	5,0	57,70	R1-1128	Fiat	Panda/Classic	5,00 B x 13	54	5,2	61,90
R1-917	Ford	Fiesta III	5 J x 13	54	5,8	65,70	R1-1014	Audi	100/200	6 J x 15	40	8,9	73,40	R1-1128	Fiat	Punto	5,00 B x 13	54	5,2	61,90
R1-917	Ford	KA	5,00 B x 13	54	5,8	65,70	R1-1014	Audi	A4/Avant	6 J x 15	40	8,9	73,40	R1-1132	Renault	Clio II/Campus/Storia	5 ½ J x 14		5,9	64,30
R1-921	Ford	Escort/Orion	5 J x 13	63	6,5	70,80	R1-1014	Audi	A6/Avant	6 J x 15	40	8,9	73,40	R1-1132	Renault	Kangoo	5 ½ J x 14		5,9	64,30
R1-921	Ford Veicoli commerciali	Escort Express Kasten	5 J x 13	63	6,5	70,80	R1-1014	Audi	A6/Avant	6 J x 15	40	8,9	73,40	R1-1132	Renault	Megane	5 ½ J x 14		5,9	64,30
R1-923	Volkswagen	Golf III Syncro	5 ½ J x 13		7,0	80,60	R1-1014	Volkswagen	Passat/Variant	6 J x 15	40	8,9	73,40	R1-1132	Renault	Megane Break	5 ½ J x 14		5,9	64,30
R1-923	Volkswagen	Golf III/Vento	5 ½ J x 13		7,0	80,60	R1-1014	Volkswagen	Passat/Variant	6 J x 15	40	8,9	73,40	R1-1132	Renault	Megane Scenic	5 ½ J x 14		5,9	64,30
R1-923	Volkswagen Veicoli commerciali	Caddy Pickup	5 ½ J x 13		7,0	80,60	R1-1021	Ford	Mondeo/ST200	6 J x 15	40	9,4	96,90	R1-1132	Renault	Thalia/Symbol	5 ½ J x 14		5,9	64,30
R1-931	Audi	80	6 J x 15	40	7,9	94,50	R1-1021	Ford	Scorpio	6 J x 15	40	9,4	96,90	R1-1132	Renault	Twingo I	5 ½ J x 14		5,9	64,30
R1-931	Audi	80 Cabrio	6 J x 15	40	7,9	94,50	R1-1025	Piaggio	Porter	4,00 B x 12		5,7	69,60	R1-1148	Honda	Civic 3+4-türig	5 ½ J x 14	48	7,2	83,70
R1-931	Audi	80/90	6 J x 15	40	7,9	94,50	R1-1060	Mercedes	Classe C	6 ½ J x 15	40	7,7	79,70	R1-1150	Citroen	C2	5 ½ J x 14	54	5,6	65,00
R1-933	Citroen	Saxo	5,00 B x 13	54	5,6	69,70	R1-1060	Mercedes	Classe C/Sportcoupé	6 ½ J x 15	40	7,7	79,70	R1-1150	Citroen	C3	5 ½ J x 14	54	5,6	65,00
R1-933	Peugeot	106	5,00 B x 13	54	5,6	69,70	R1-1060	Mercedes	CLK	6 ½ J x 15	40	7,7	79,70	R1-1150	Peugeot	1007	5 ½ J x 14	54	5,6	65,00
R1-933	Peugeot	106	5,00 B x 13	54	5,6	69,70	R1-1060	Mercedes	CLK	6 ½ J x 15	40	7,7	79,70	R1-1150	Peugeot	206 Plus	5 ½ J x 14	54	5,6	65,00
R1-933	Peugeot	306	5,00 B x 13	54	5,6	69,70	R1-1060	Mercedes	E-Klasse	6 ½ J x 15	40	7,7	79,70	R1-1156	Audi	A4/Avant	6 ½ J x 15	40	8,6	77,80
R1-950	Renault	Clio I	4,50 B x 13	63	5,1	58,90	R1-1076	Ford	Fiesta IV/Courier Family	5,00 B x 13	54	5,9	57,50	R1-1156	Audi	A4/Avant (Facelift)	6 ½ J x 15	40	8,6	77,80
R1-950	Renault	Twingo I	4,50 B x 13	63	5,1	58,90	R1-1076	Ford	Puma	5,00 B x 13	54	5,9	57,50	R1-1159	Fiat	Stilo/Stilo Multi Wagon	6 ½ J x 15	40	7,2	71,90
R1-953	BMW	Serie 3 (E36)	6 J x 15	40	7,7	91,50	R1-1076	Ford Veicoli commerciali	Fiesta Courier	5,00B x 13	54	5,9	57,50	R1-1168	Smart	Fortwo	3 ½ J x 15		6,0	68,90
R1-953	BMW	Serie 3 Compact (E36/5)	6 J x 15	40	7,7	91,50	R1-1076	Mazda	121	5,00B x 13	54	5,9	57,50	R1-1172	Nissan Veicoli commerciali	Interstar	6 J x 16	30	12,0	101,60
R1-953	BMW	Serie 3 Coupé/Cabrio (E36)	6 J x 15	40	7,7	91,50	R1-1077	Opel	Astra-G	5 ½ J x 14	40	7,4	76,40	R1-1172	Opel Veicoli commerciali	Movano	6 J x 16	30	12,0	101,60
R1-953	BMW	Serie 3 Touring (E36)	6 J x 15	40	7,7	91,50	R1-1077	Opel	Vectra-B	5 ½ J x 14	40	7,4	76,40	R1-1172	Renault Veicoli commerciali	Master	6 J x 16		12,0	101,60
R1-953	BMW	Z3 Roadster (E36/7)	6 J x 15	40	7,7	91,50	R1-1077	Opel Veicoli commerciali	Astra-Van	5 ½ J x 14	40	7,4	76,40	R1-1172	Renault Veicoli commerciali	Master/Master Kombi	6 J x 16		12,0	101,60
R1-965	Opel	Corsa-B	5 J x 13	54		55,90	R1-1087	Citroen	C5 Break	6 J x 15	40	8,9	84,30	R1-1173	Opel	Omega-B	6 ½ J x 15	40	8,9	91,00
R1-965	Opel Veicoli commerciali	Corsa-B-Van	5 J x 13	54		55,90	R1-1087	Citroen	C5 Limousine	6 J x 15	40	8,9	84,30	R1-1177	Honda	HR-V	5 ½ JJ x 15	36	7,6	111,00
R1-970	Fiat	Punto/Cabrio	4,50 B x 13	63	5,1	54,60	R1-1087	Citroen	Xsara/Xsara Break	6 J x 15	40	8,9	84,30	R1-1187	Renault	Laguna II/Grandtour	6 ½ J x 16	30	8,4	91,80
R1-988	Iveco Veicoli commerciali	Iveco Daily Eurocargo	6 J x 16	30	16,9	151,10	R1-1087	Peugeot	306	6 J x 15	40	8,9	84,30	R1-1198	Mercedes	Classe C	7 J x 16	30	8,1	94,80
R1-988	Iveco Veicoli commerciali	Iveco Daily/DailyE6/DailyE6-Hi-Matic	6 J x 16	30	16,9	151,10	R1-1087	Peugeot	406	6 J x 15	40	8,9	84,30	R1-1198	Mercedes	Classe C/Sportcoupé	7 J x 16	30	8,1	94,80
R1-993	Volkswagen	Golf III Cabrio	6 J x 14		8,2	90,90	R1-1118	Fiat	Bravo	6 J x 15	40	6,9	83,10	R1-1198	Mercedes	CLC Sportcoupé (Facelift)	7 J x 16	30	8,1	94,80
R1-993	Volkswagen	Golf III Syncro	6 J x 14		8,2	90,90	R1-1118	Fiat	Multipla	6 J x 15	40	6,9	83,10	R1-1198	Mercedes	CLK	7 J x 16	30	8,1	94,80
R1-993	Volkswagen	Golf III/Vento	6 J x 14		8,2	90,90	R1-1121	Fiat	Panda/Classic/4x4	5 ½ J x 14	54	5,8	60,80	R1-1198	Mercedes	CLK	7 J x 16	30	8,1	94,80

# ELENCO PER CODICE PRODOTTO



MW Aftermarket	Produttore	Modello	Misura ruota	Pezzi per paletta	Peso kg.	Prezzo EUR senza IVA	MW Aftermarket	Produttore	Modello	Misura ruota	Pezzi per paletta	Peso kg.	Prezzo EUR senza IVA	MW Aftermarket	Produttore	Modello	Misura ruota	Pezzi per paletta	Peso kg.	Prezzo EUR senza IVA
R1-1199	Opel	Corsa-C	5 J x 13	63	5,0	<b>60,20</b>	R1-1275	Mercedes	Classe A/Classe A-L	5 1/2 J x 15	40	8,3	<b>77,60</b>	R1-1318	Opel Veicoli commerciali	Combo-C	6 J x 15	40	9,5	<b>81,80</b>
R1-1199	Opel Veicoli commerciali	Corsa-C Van	5 J x 13	63	5,0	<b>60,20</b>	R1-1278	Citroen	Berlingo I	5 1/2 J x 14	54	6,9	<b>79,60</b>	R1-1318	Opel Veicoli commerciali	Corsa-C Van	6 J x 15	40	9,5	<b>81,80</b>
R1-1200	Seat	Ibiza/Cordoba	6 J x 14		8,2	<b>70,00</b>	R1-1278	Citroen	Berlingo I	5 1/2 J x 14	54	6,9	<b>79,60</b>	R1-1319	BMW	Serie 3 Compact (E46)	6 1/2 J x 15	40	8,8	<b>91,50</b>
R1-1200	Skoda	Fabia	6 J x 14		8,2	<b>70,00</b>	R1-1278	Citroen Veicoli commerciali	Berlingo I	5 1/2 J x 14	54	6,9	<b>79,60</b>	R1-1319	BMW	Serie 3 Coupé/Cabrio (E46)	6 1/2 J x 15	40	8,8	<b>91,50</b>
R1-1200	Skoda Veicoli commerciali	Fabia Praktika	6 J x 14		8,2	<b>70,00</b>	R1-1278	Citroen Veicoli commerciali	Berlingo I	5 1/2 J x 14	54	6,9	<b>79,60</b>	R1-1319	BMW	Serie 3 Lim/Touring (E46)	6 1/2 J x 15	40	8,8	<b>91,50</b>
R1-1200	Volkswagen	Fox	6 J x 14		8,2	<b>70,00</b>	R1-1278	Peugeot	Partner I Kombi	5 1/2 J x 14	54	6,9	<b>79,60</b>	R1-1320	Peugeot	206 Plus	5 1/2 J x 14	54	6,2	<b>66,00</b>
R1-1200	Volkswagen	Polo IV	6 J x 14		8,2	<b>70,00</b>	R1-1278	Peugeot	Partner I Kombi	5 1/2 J x 14	54	6,9	<b>79,60</b>	R1-1320	Peugeot	206/SW	5 1/2 J x 14	54	6,2	<b>66,00</b>
R1-1218	Ford	Fiesta IV	5 1/2 J x 14	54	7,7	<b>81,40</b>	R1-1278	Peugeot Veicoli commerciali	Partner I	5 1/2 J x 14	54	6,9	<b>79,60</b>	R1-1330	Ford	Focus	5 1/2 J x 14	54	8,1	<b>63,00</b>
R1-1218	Ford	Puma	5 1/2 J x 14	54	7,7	<b>81,40</b>	R1-1278	Peugeot Veicoli commerciali	Partner I	5 1/2 J x 14	54	6,9	<b>79,60</b>	R1-1334	Peugeot	406	6 J x 15	40	8,9	<b>84,40</b>
R1-1218	Mazda	121	5 1/2 J x 14	54	7,7	<b>81,40</b>	R1-1280	Fiat	Seicento	5,00 B x 13	54	5,0	<b>57,50</b>	R1-1338	Ford	Fiesta V/ST150	6 J x 15	40	8,9	<b>74,20</b>
R1-1224	Volkswagen Veicoli commerciali	T4	6 J x 15		11,5	<b>107,80</b>	R1-1282	Mercedes Veicoli commerciali	Sprinter I	5 1/2 J x 15	40	11,2	<b>138,10</b>	R1-1338	Ford	Focus	6 J x 15	40	8,9	<b>74,20</b>
R1-1228	Saab	900	6 J x 15		8,3	<b>89,80</b>	R1-1282	Mercedes Veicoli commerciali	Sprinter I	5 1/2 J x 15	40	11,2	<b>138,10</b>	R1-1338	Ford	Fusion	6 J x 15	40	8,9	<b>74,20</b>
R1-1228	Saab	9-3	6 J x 15		8,3	<b>89,80</b>	R1-1282	Volkswagen Veicoli commerciali	LT35/40/46	5 1/2 J x 15		11,2	<b>138,10</b>	R1-1338	Ford Veicoli commerciali	Fiesta Van	6 J x 15	40	8,9	<b>74,20</b>
R1-1228	Saab	9-5	6 J x 15		8,3	<b>89,80</b>	R1-1294	Opel	Astra-G	6 J x 15	40	7,5	<b>76,30</b>	R1-1341	Chevrolet	Matiz	4 1/2 J x 13	54	6,2	<b>59,80</b>
R1-1228	Saab	9-5	6 J x 15		8,3	<b>89,80</b>	R1-1294	Opel	Astra-G Coupé/Cabrio	6 J x 15	40	7,5	<b>76,30</b>	R1-1341	Chevrolet	Matiz	4 1/2 J x 13	54	6,2	<b>59,80</b>
R1-1229	Audi	A3	6 J x 15	40	9,0	<b>70,80</b>	R1-1294	Opel	Corsa-C	6 J x 15	40	7,5	<b>76,30</b>	R1-1344	Toyota	Yaris/Yaris Verso	5 1/2 J x 14		6,9	<b>79,60</b>
R1-1229	Seat	Toledo II/Leon	6 J x 15		9,0	<b>70,80</b>	R1-1294	Opel	Vectra-B	6 J x 15	40	7,5	<b>76,30</b>	R1-1345	Audi	A3	6 1/2 J x 16	36	9,4	<b>114,90</b>
R1-1229	Skoda	Octavia/Tour	6 J x 15		9,0	<b>70,80</b>	R1-1294	Opel Veicoli commerciali	Astra-Van	6 J x 15	40	7,5	<b>76,30</b>	R1-1345	Seat	Ibiza/Cordoba	6 1/2 J x 16		9,4	<b>114,90</b>
R1-1229	Volkswagen	Bora/Variant	6 J x 15		9,0	<b>70,80</b>	R1-1300	Citroen	ZX/ZX Break	5,00 B x 13	63	5,6	<b>68,70</b>	R1-1345	Seat	Toledo II/Leon	6 1/2 J x 16		9,4	<b>114,90</b>
R1-1229	Volkswagen	Golf IV/Variant	6 J x 15		9,0	<b>70,80</b>	R1-1300	Peugeot	205	5,00 B x 13	63	5,6	<b>68,70</b>	R1-1345	Skoda	Fabia/RS	6 1/2 J x 16		9,4	<b>114,90</b>
R1-1229	Volkswagen	New Beetle/Cabrio	6 J x 15		9,0	<b>70,80</b>	R1-1300	Peugeot	206	5,00 B x 13	63	5,6	<b>68,70</b>	R1-1345	Skoda	Octavia/Tour/RS	6 1/2 J x 16		9,4	<b>114,90</b>
R1-1229	Volkswagen	Polo IV Fun/Cross	6 J x 15		9,0	<b>70,80</b>	R1-1303	Renault Veicoli commerciali	Kangoo Rapid	5,00 B x 13	63	6,4	<b>66,20</b>	R1-1345	Volkswagen	Bora/Variant	6 1/2 J x 16		9,4	<b>114,90</b>
R1-1230	Mercedes	Classe V	5 1/2 J x 15	40	10,1	<b>108,20</b>	R1-1304	Nissan Veicoli commerciali	Kubistar	5 1/2 J x 14	48	7,9	<b>76,90</b>	R1-1345	Volkswagen	Golf IV/Variant	6 1/2 J x 16		9,4	<b>114,90</b>
R1-1230	Mercedes Veicoli commerciali	Vito-Vito-L	5 1/2 J x 15	40	10,1	<b>108,20</b>	R1-1304	Renault Veicoli commerciali	Kangoo Rapid/Express/Campus	5 1/2 J x 14		7,9	<b>76,90</b>	R1-1345	Volkswagen	New Beetle/Cabrio	6 1/2 J x 16		9,4	<b>114,90</b>
R1-1237	Alfa Romeo	156/156 Sport Wagon	6 J x 15	40	7,3	<b>82,80</b>	R1-1312	Renault	Laguna	6 1/2 J x 15		7,8	<b>100,60</b>	R1-1345	Volkswagen	Polo IV GTI Cup Edition	6 1/2 J x 16		9,4	<b>114,90</b>
R1-1251	Iveco Veicoli commerciali	Iveco Daily S2000	6 J x 15	40	12,5	<b>97,40</b>	R1-1312	Renault	Laguna Grandtour	6 1/2 J x 15		7,8	<b>100,60</b>	R1-1347	Iveco Veicoli commerciali	Iveco Daily S2000	5 JK x 16	30	12,7	<b>101,70</b>
R1-1270	Nissan	Almera	6 J x 15	40	8,8	<b>101,10</b>	R1-1318	Opel	Astra-G	6 J x 15	40	9,5	<b>81,80</b>	R1-1348	Iveco Veicoli commerciali	Iveco Daily/DailyE6/DailyE6-Hi-Matic	5 1/2 J x 16	30	13,1	<b>128,50</b>
R1-1270	Nissan	Primera	6 J x 15	40	8,8	<b>101,10</b>	R1-1318	Opel	Astra-G Coupé/Cabrio	6 J x 15	40	9,5	<b>81,80</b>	R1-1350	Renault	Clio II/Campus/Storia	6 J x 15		7,1	<b>87,80</b>
R1-1273	Seat	Toledo II/Leon	6 J x 14		7,9	<b>76,90</b>	R1-1318	Opel	Combo Combi/Tour	6 J x 15	40	9,5	<b>81,80</b>	R1-1350	Renault	Megane	6 J x 15		7,1	<b>87,80</b>
R1-1273	Skoda	Octavia/Tour	6 J x 14		7,9	<b>76,90</b>	R1-1318	Opel	Corsa-C	6 J x 15	40	9,5	<b>81,80</b>	R1-1350	Renault	Megane Break	6 J x 15		7,1	<b>87,80</b>
R1-1273	Volkswagen	Golf IV	6 J x 14		7,9	<b>76,90</b>	R1-1318	Opel	Vectra-B	6 J x 15	40	9,5	<b>81,80</b>	R1-1350	Renault	Megane Scenic	6 J x 15		7,1	<b>87,80</b>

<b>R1-1350</b>	Renault	Thalia/Symbol	6 J x 15	7,1	<b>87,80</b>	<b>R1-1373</b>	Renault Veicoli commerciali	Trafic II	6 J x 16	30	10,7	<b>95,10</b>	<b>R1-1417</b>	Mini	Mini One/Cooper/Cabrio	5 ½ J x 15	48	6,8	<b>96,30</b>	
<b>R1-1354</b>	Kia	Sephia II	5 ½ J x 14	48	8,4	<b>94,70</b>	<b>R1-1374</b>	Seat	Arosa	5 ½ J x 13		6,5	<b>61,80</b>	<b>R1-1417</b>	Mini	Mini One/Cooper/Cabrio	5 ½ J x 15	48	6,8	<b>96,30</b>
<b>R1-1354</b>	Kia	Shuma I	5 ½ J x 14	48	8,4	<b>94,70</b>	<b>R1-1374</b>	Volkswagen	Lupo	5 ½ J x 13		6,5	<b>61,80</b>	<b>R1-1421</b>	Ford	Transit Tourneo	5 ½ J x 15	32	10,3	<b>127,10</b>
<b>R1-1354</b>	Kia	Shuma II	5 ½ J x 14	48	8,4	<b>94,70</b>	<b>R1-1374</b>	Volkswagen	Polo III	5 ½ J x 13		6,5	<b>61,80</b>	<b>R1-1421</b>	Ford	Transit Tourneo/Euroline/Nugget	5 ½ J x 15	32	10,3	<b>127,10</b>
<b>R1-1357</b>	Opel	Meriva-A/OPC	6 J x 15	40	8,8	<b>81,00</b>	<b>R1-1375</b>	Seat	Arosa	4 ½ J x 13		6,2	<b>56,60</b>	<b>R1-1421</b>	Ford Veicoli commerciali	Transit	5 ½ J x 15	32	10,3	<b>127,10</b>
<b>R1-1357</b>	Opel	Zafira-A	6 J x 15	40	8,8	<b>81,00</b>	<b>R1-1375</b>	Volkswagen	Lupo	4 ½ J x 13		6,2	<b>56,60</b>	<b>R1-1421</b>	Ford Veicoli commerciali	Transit	5 ½ J x 15	32	10,3	<b>127,10</b>
<b>R1-1361</b>	Audi	A6/Avant	6 J x 16	30	9,0	<b>100,30</b>	<b>R1-1375</b>	Volkswagen	Polo III	4 ½ J x 13		6,2	<b>56,60</b>	<b>R1-1429</b>	Renault	Espace/Grand Espace	7 J x 17	25	10,2	<b>127,10</b>
<b>R1-1361</b>	Skoda	Superb	6 J x 16		9,0	<b>100,30</b>	<b>R1-1398</b>	Opel	Astra-F	5 ½ J x 13	54	7,0	<b>73,50</b>	<b>R1-1429</b>	Renault	Vel Satis	7 J x 17	25	10,2	<b>127,10</b>
<b>R1-1361</b>	Volkswagen	Passat/Variant	6 J x 16		9,0	<b>100,30</b>	<b>R1-1399</b>	Seat	Ibiza/Cordoba	5 J x 14	54	7,5	<b>69,50</b>	<b>R1-1432</b>	Renault	Espace/Grand Espace	6 ½ J x 16		9,0	<b>102,80</b>
<b>R1-1364</b>	Chevrolet	Espero	5 ½ J x 14	48	7,5	<b>81,50</b>	<b>R1-1399</b>	Seat	Ibiza/ST	5 J x 14	54	7,5	<b>69,50</b>	<b>R1-1434</b>	Nissan	Primera/Primera Traveller	6 ½ J x 16	30	10,0	<b>103,10</b>
<b>R1-1364</b>	Chevrolet	Lanos	5 ½ J x 14	48	7,5	<b>81,50</b>	<b>R1-1399</b>	Seat	Toledo IV	5 J x 14	54	7,5	<b>69,50</b>	<b>R1-1435</b>	Nissan	Micra	5 ½ J x 15	40	6,4	<b>84,10</b>
<b>R1-1364</b>	Chevrolet	Nexia	5 ½ J x 14	48	7,5	<b>81,50</b>	<b>R1-1399</b>	Skoda	Fabia	5 J x 14	54	7,5	<b>69,50</b>	<b>R1-1435</b>	Nissan	Micra/Micra CC	5 ½ J x 15	40	6,4	<b>84,10</b>
<b>R1-1364</b>	Chevrolet	Nubira	5 ½ J x 14	48	7,5	<b>81,50</b>	<b>R1-1399</b>	Skoda	Fabia II	5 J x 14	54	7,5	<b>69,50</b>	<b>R1-1436</b>	Nissan	Micra	5 J x 14	54	5,3	<b>81,10</b>
<b>R1-1364</b>	Opel	Astra-F	5 ½ J x 14	48	7,5	<b>81,50</b>	<b>R1-1399</b>	Skoda	Fabia III	5 J x 14	54	7,5	<b>69,50</b>	<b>R1-1456</b>	Citroen	C8	6 ½ J x 15	40	8,4	<b>90,80</b>
<b>R1-1364</b>	Opel	Kadett	5 ½ J x 14	48	7,5	<b>81,50</b>	<b>R1-1399</b>	Skoda	Rapid/Spaceback	5 J x 14	54	7,5	<b>69,50</b>	<b>R1-1456</b>	Fiat	Ulysse	6 ½ J x 15	40	8,4	<b>90,80</b>
<b>R1-1364</b>	Opel	Vectra-A	5 ½ J x 14	48	7,5	<b>81,50</b>	<b>R1-1399</b>	Skoda	Roomster	5 J x 14	54	7,5	<b>69,50</b>	<b>R1-1456</b>	Lancia	Phedra	6 ½ J x 15	40	8,4	<b>90,80</b>
<b>R1-1367</b>	Audi	A2	5 ½ J x 15	40	7,3	<b>87,30</b>	<b>R1-1399</b>	Skoda Veicoli commerciali	Fabia Praktika	5 J x 14	54	7,5	<b>69,50</b>	<b>R1-1456</b>	Peugeot	807	6 ½ J x 15	40	8,4	<b>90,80</b>
<b>R1-1369</b>	Citroen	Berlingo I	6 J x 15	40	8,6	<b>82,10</b>	<b>R1-1399</b>	Skoda Veicoli commerciali	Praktik	5 J x 14	54	7,5	<b>69,50</b>	<b>R1-1463</b>	Opel	Astra-H	6 ½ J x 15	40	8,2	<b>74,90</b>
<b>R1-1369</b>	Citroen	Berlingo I	6 J x 15	40	8,6	<b>82,10</b>	<b>R1-1399</b>	Volkswagen	Fox	5 J x 14	54	7,5	<b>69,50</b>	<b>R1-1463</b>	Opel	Astra-H GTC	6 ½ J x 15	40	8,2	<b>74,90</b>
<b>R1-1369</b>	Citroen	Xsara Picasso	6 J x 15	40	8,6	<b>82,10</b>	<b>R1-1399</b>	Volkswagen	Polo IV	5 J x 14	54	7,5	<b>69,50</b>	<b>R1-1463</b>	Opel	Meriva-B	6 ½ J x 15	40	8,2	<b>74,90</b>
<b>R1-1369</b>	Peugeot	Partner I Kombi	6 J x 15	40	8,6	<b>82,10</b>	<b>R1-1399</b>	Volkswagen	Polo V	5 J x 14	54	7,5	<b>69,50</b>	<b>R1-1463</b>	Opel	Signum	6 ½ J x 15	40	8,2	<b>74,90</b>
<b>R1-1369</b>	Peugeot	Partner I Kombi	6 J x 15	40	8,6	<b>82,10</b>	<b>R1-1402</b>	Alfa Romeo	147	6 J x 15	40	7,3	<b>80,90</b>	<b>R1-1463</b>	Opel	Vectra-C	6 ½ J x 15	40	8,2	<b>74,90</b>
<b>R1-1372</b>	Citroen	C2	6 J x 15	40	7,0	<b>73,10</b>	<b>R1-1404</b>	Mercedes Veicoli commerciali	Sprinter I	6 J x 15	40	13,4	<b>110,60</b>	<b>R1-1463</b>	Opel	Zafira-B	6 ½ J x 15	40	8,2	<b>74,90</b>
<b>R1-1372</b>	Citroen	C3 Pluriel	6 J x 15	40	7,0	<b>73,10</b>	<b>R1-1404</b>	Volkswagen Veicoli commerciali	LT28/35	6 J x 15	48	13,4	<b>110,60</b>	<b>R1-1463</b>	Opel Veicoli commerciali	Astra-H/Van	6 ½ J x 15	40	8,2	<b>74,90</b>
<b>R1-1372</b>	Citroen	C3/C3 X-TR	6 J x 15	40	7,0	<b>73,10</b>	<b>R1-1405</b>	Smart	Fortwo	5 ½ J x 15		6,8	<b>68,90</b>	<b>R1-1464</b>	Ford	Fiesta V	5 ½ J x 14	54	7,0	<b>62,40</b>
<b>R1-1372</b>	Citroen	C4/C4-Coupé	6 J x 15	40	7,0	<b>73,10</b>	<b>R1-1406</b>	Smart	Fortwo	4 J x 15		6,7	<b>67,40</b>	<b>R1-1464</b>	Ford	Fusion	5 ½ J x 14	54	7,0	<b>62,40</b>
<b>R1-1372</b>	Peugeot	1007	6 J x 15	40	7,0	<b>73,10</b>	<b>R1-1409</b>	BMW	Serie 3 Compact (E46)	7 J x 17	25	10,2	<b>117,40</b>	<b>R1-1464</b>	Ford Veicoli commerciali	Fiesta Van	5 ½ J x 14	54	7,0	<b>62,40</b>
<b>R1-1372</b>	Peugeot	206 CC	6 J x 15	40	7,0	<b>73,10</b>	<b>R1-1409</b>	BMW	Serie 3 Coupé/Cabrio (E46)	7 J x 17	25	10,2	<b>117,40</b>	<b>R1-1464</b>	Mazda	Mazda 2	5 ½ J x 14	54	7,0	<b>62,40</b>
<b>R1-1372</b>	Peugeot	206 Plus	6 J x 15	40	7,0	<b>73,10</b>	<b>R1-1409</b>	BMW	Serie 3 Lim/Touring (E46)	7 J x 17	25	10,2	<b>117,40</b>	<b>R1-1468</b>	Renault	Megane II	6 ½ J x 16	30	9,9	<b>99,70</b>
<b>R1-1372</b>	Peugeot	206/SW	6 J x 15	40	7,0	<b>73,10</b>	<b>R1-1409</b>	BMW	Serie 3 Lim/Touring/4x4 (E46)	7 J x 17	25	10,2	<b>117,40</b>	<b>R1-1468</b>	Renault	Megane II Scenic/Grand Scenic	6 ½ J x 16	30	9,9	<b>99,70</b>
<b>R1-1372</b>	Peugeot	307/SW/Break	6 J x 15	40	7,0	<b>73,10</b>	<b>R1-1410</b>	Ford	Galaxy	6 J x 15	30	9,3	<b>96,00</b>	<b>R1-1469</b>	Renault	Megane II	6 ½ J x 15		8,6	<b>76,60</b>
<b>R1-1373</b>	Nissan Veicoli commerciali	Primastar	6 J x 16	30	10,7	<b>95,10</b>	<b>R1-1410</b>	Seat	Alhambra	6 J x 15		9,3	<b>96,00</b>	<b>R1-1469</b>	Renault	Megane II Scenic	6 ½ J x 15		8,6	<b>76,60</b>
<b>R1-1373</b>	Opel	Vivaro Life	6 J x 16	30	10,7	<b>95,10</b>	<b>R1-1410</b>	Volkswagen	Sharan	6 J x 15		9,3	<b>96,00</b>	<b>R1-1470</b>	Citroen	C8	7 J x 16	30	9,7	<b>106,30</b>
<b>R1-1373</b>	Opel Veicoli commerciali	Vivaro II	6 J x 16	30	10,7	<b>95,10</b>	<b>R1-1417</b>	Mini	Mini Clubman	5 ½ J x 15	48	6,8	<b>96,30</b>	<b>R1-1470</b>	Fiat	Ulysse	7 J x 16	30	9,7	<b>106,30</b>

# ELENCO PER CODICE PRODOTTO



MW Aftermarket	Produttore	Modello	Misura ruota	Pezi per paletta	Peso kg.	Prezzo EUR senza IVA	MW Aftermarket	Produttore	Modello	Misura ruota	Pezi per paletta	Peso kg.	Prezzo EUR senza IVA	MW Aftermarket	Produttore	Modello	Misura ruota	Pezi per paletta	Peso kg.	Prezzo EUR senza IVA
R1-1470	Lancia	Phedra	7 J x 16	30	9,7	106,30	R1-1489	Volkswagen	Golf VI Variant	6 J x 15		8,8	71,20	R1-1492	Seat	Altea/Altea XL Kombi	6 J x 16	30	9,5	93,40
R1-1470	Peugeot	807	7 J x 16	30	9,7	106,30	R1-1489	Volkswagen	Golf VI/Plus/Cross	6 J x 15		8,8	71,20	R1-1492	Seat	Leon II	6 J x 16	30	9,5	93,40
R1-1471	Fiat	Panda/Classic	5,00 B x 13	54	4,9	56,40	R1-1489	Volkswagen	Jetta	6 J x 15		8,8	71,20	R1-1492	Seat	Toledo III	6 J x 16	30	9,5	93,40
R1-1475	Alfa Romeo	MiTo/Turismo	6 J x 15	40	9,2	80,90	R1-1489	Volkswagen	Jetta	6 J x 15		8,8	71,20	R1-1492	Skoda	Octavia II/Scout/RS	6 J x 16	30	9,5	93,40
R1-1475	Fiat	500/500C	6 J x 15	40	9,2	80,90	R1-1489	Volkswagen	Touran/Cross	6 J x 15		8,8	71,20	R1-1492	Skoda	Superb II/Combi	6 J x 16	30	9,5	93,40
R1-1475	Fiat	Idea	6 J x 15	40	9,2	80,90	R1-1490	BMW	Serie 3 (E36)	7 J x 16	30	8,7	92,40	R1-1492	Skoda	Yeti	6 J x 16	30	9,5	93,40
R1-1475	Ford	KA II	6 J x 15	40	9,2	80,90	R1-1490	BMW	Serie 3 4x4 (E46)	7 J x 16	30	8,7	92,40	R1-1492	Volkswagen	Golf V	6 J x 16	30	9,5	93,40
R1-1475	Lancia	Musa	6 J x 15	40	9,2	80,90	R1-1490	BMW	Serie 3 Compact (E36/5)	7 J x 16	30	8,7	92,40	R1-1492	Volkswagen	Golf V Plus/Cross	6 J x 16	30	9,5	93,40
R1-1475	Lancia	Ypsilon	6 J x 15	40	9,2	80,90	R1-1490	BMW	Serie 3 Compact (E46)	7 J x 16	30	8,7	92,40	R1-1492	Volkswagen	Golf V Variant	6 J x 16	30	9,5	93,40
R1-1476	Peugeot	407/Break	6 ½ J x 16	30	8,9	91,50	R1-1490	BMW	Serie 3 Coupé/Cabrio (E36)	7 J x 16	30	8,7	92,40	R1-1492	Volkswagen	Golf VI Cabrio	6 J x 16	30	9,5	93,40
R1-1478	Opel	Meriva-A	6 J x 15	40	8,9	84,10	R1-1490	BMW	Serie 3 Coupé/Cabrio (E46)	7 J x 16	30	8,7	92,40	R1-1492	Volkswagen	Golf VI Variant	6 J x 16	30	9,5	93,40
R1-1478	Opel	Tigra Twin Top	6 J x 15	40	8,9	84,10	R1-1490	BMW	Serie 3 Lim/Touring (E46)	7 J x 16	30	8,7	92,40	R1-1492	Volkswagen	Golf VI/Plus/Cross	6 J x 16	30	9,5	93,40
R1-1480	Toyota	Avensis Verso	6 ½ JJ x 15		9,4	94,80	R1-1490	BMW	Serie 3 Touring (E36)	7 J x 16	30	8,7	92,40	R1-1492	Volkswagen	Jetta	6 J x 16	30	9,5	93,40
R1-1482	Volkswagen	Touareg	7 J x 16		11,9	165,60	R1-1490	BMW	Z3 Roadster/Coupe (E36/7/8)	7 J x 16	30	8,7	92,40	R1-1492	Volkswagen	Jetta	6 J x 16	30	9,5	93,40
R1-1483	Fiat	Croma	6 ½ J x 16	30	9,0	89,30	R1-1491	Audi	A3/Cabrio/Sportback	6 ½ J x 16	30	9,6	90,70	R1-1492	Volkswagen	Touran/Cross	6 J x 16	30	9,5	93,40
R1-1483	Opel	Signum	6 ½ J x 16	30	9,0	89,30	R1-1491	Seat	Altea Freetrack/4x4	6 ½ J x 16	30	9,6	90,70	R1-1503	Toyota	Avensis II	6 ½ J x 16		9,3	107,00
R1-1483	Opel	Vectra-C	6 ½ J x 16	30	9,0	89,30	R1-1491	Seat	Altea/Altea XL Kombi	6 ½ J x 16	30	9,6	90,70	R1-1505	Seat	Ibiza/Cordoba	6 J x 15		7,9	83,80
R1-1483	Opel	Vectra-C Caravan	6 ½ J x 16	30	9,0	89,30	R1-1491	Seat	Leon II	6 ½ J x 16	30	9,6	90,70	R1-1505	Volkswagen	Fox	6 J x 15		7,9	83,80
R1-1483	Saab	9-3 Cabrio	6 ½ J x 16		9,0	89,30	R1-1491	Seat	Toledo III	6 ½ J x 16	30	9,6	90,70	R1-1505	Volkswagen	Polo IV/GTI	6 J x 15		7,9	83,80
R1-1483	Saab	9-3/9-3X	6 ½ J x 16		9,0	89,30	R1-1491	Skoda	Octavia II	6 ½ J x 16	30	9,6	90,70	R1-1507	Mazda	Mazda 6 (Facelift)	6 JJ x 15	40	9,3	93,50
R1-1489	Seat	Altea Freetrack	6 J x 15		8,8	71,20	R1-1491	Volkswagen	Golf V	6 ½ J x 16	30	9,6	90,70	R1-1507	Mazda	Mazda 6/Sport	6 JJ x 15	40	9,3	93,50
R1-1489	Seat	Altea/Altea XL Kombi	6 J x 15		8,8	71,20	R1-1491	Volkswagen	Golf V Plus/Cross	6 ½ J x 16	30	9,6	90,70	R1-1508	Opel	Corsa-C	5 ½ J x 14	54	6,1	64,00
R1-1489	Seat	Leon II	6 J x 15		8,8	71,20	R1-1491	Volkswagen	Golf V Variant	6 ½ J x 16	30	9,6	90,70	R1-1513	Chevrolet	Aveo	5 ½ J x 14	48	7,5	89,40
R1-1489	Seat	Toledo III	6 J x 15		8,8	71,20	R1-1491	Volkswagen	Golf VI Cabrio	6 ½ J x 16	30	9,6	90,70	R1-1513	Chevrolet	Kalos	5 ½ J x 14	48	7,5	89,40
R1-1489	Skoda	Octavia II	6 J x 15		8,8	71,20	R1-1491	Volkswagen	Golf VI Variant	6 ½ J x 16	30	9,6	90,70	R1-1514	Chevrolet	Epica	6 J x 15	48	8,4	107,50
R1-1489	Volkswagen	Caddy Generation Four/Beach	6 J x 15		8,8	71,20	R1-1491	Volkswagen	Golf VI/Plus/Cross	6 ½ J x 16	30	9,6	90,70	R1-1514	Chevrolet	Evanda	6 J x 15	48	8,4	107,50
R1-1489	Volkswagen	Caddy Life	6 J x 15		8,8	71,20	R1-1491	Volkswagen	Jetta	6 ½ J x 16	30	9,6	90,70	R1-1519	Skoda	Fabia II/Scout	6 J x 15		9,2	81,90
R1-1489	Volkswagen	Golf V	6 J x 15		8,8	71,20	R1-1491	Volkswagen	Jetta	6 ½ J x 16	30	9,6	90,70	R1-1519	Skoda	Fabia/RS	6 J x 15		9,2	81,90
R1-1489	Volkswagen	Golf V Plus/Cross	6 J x 15		8,8	71,20	R1-1491	Volkswagen	Touran	6 ½ J x 16	30	9,6	90,70	R1-1519	Skoda	Roomster/Scout	6 J x 15		9,2	81,90
R1-1489	Volkswagen	Golf V Variant	6 J x 15		8,8	71,20	R1-1492	Audi	A3/Cabrio/Sportback	6 J x 16	30	9,5	93,40	R1-1519	Skoda Veicoli commerciali	Fabia Praktika	6 J x 15		9,2	81,90
R1-1489	Volkswagen	Golf VI Cabrio	6 J x 15		8,8	71,20	R1-1492	Seat	Altea Freetrack/4x4	6 J x 16	30	9,5	93,40	R1-1519	Skoda Veicoli commerciali	Praktik	6 J x 15		9,2	81,90

R1-1522	Ford	C-Max	6 J x 15	40	6,8	<b>74,00</b>	R1-1571	Hyundai	i10	5 J x 14	48	6,8	<b>84,10</b>	R1-1587	Ford Veicoli commerciali	Transit	5 ½ J x 16	30	13,9	<b>115,20</b>
R1-1522	Ford	Focus II	6 J x 15	40	6,8	<b>74,00</b>	R1-1571	Kia	Picanto	5 J x 14	48	6,8	<b>84,10</b>	R1-1587	Ford Veicoli commerciali	Transit	5 ½ J x 16	30	13,9	<b>115,20</b>
R1-1524	Alfa Romeo	166	6 ½ J x 16	30		<b>100,00</b>	R1-1572	Hyundai	i10	4,00 B x 13	63	5,3	<b>76,40</b>	R1-1587	Ford Veicoli commerciali	Transit	5 ½ J x 16	30	13,9	<b>115,20</b>
R1-1524	Lancia	Thesis	6 ½ J x 16	30		<b>100,00</b>	R1-1572	Kia	Picanto	4,00 B x 13	63	5,3	<b>76,40</b>	R1-1587	Ford Veicoli commerciali	Transit	5 ½ J x 16	30	13,9	<b>115,20</b>
R1-1529	Volkswagen	T5 Multivan/California/Caravelle	6 ½ J x 16		11,3	<b>113,30</b>	R1-1572	Kia	Picanto II	4,00 B x 13	63	5,3	<b>76,40</b>	R1-1588	Opel	Combo Combi/Tour	5 ½ J x 14	48	6,6	<b>78,50</b>
R1-1529	Volkswagen	T6 Multivan/California/Caravelle	6 ½ J x 16		11,3	<b>113,30</b>	R1-1573	Kia	Cerato	6 J x 15	40	8,7	<b>105,40</b>	R1-1588	Opel Veicoli commerciali	Combo-C	5 ½ J x 14	48	6,6	<b>78,50</b>
R1-1529	Volkswagen Veicoli commerciali	T5 Transporter	6 ½ J x 16		11,3	<b>113,30</b>	R1-1574	Mitsubishi	Colt/CZ3	5 ½ J x 14	54	6,2	<b>81,50</b>	R1-1588	Opel Veicoli commerciali	Corsa-C Van	5 ½ J x 14	48	6,6	<b>78,50</b>
R1-1529	Volkswagen Veicoli commerciali	T6 Transporter	6 ½ J x 16		11,3	<b>113,30</b>	R1-1574	Smart	Forfour	5 ½ J x 14		6,2	<b>81,50</b>	R1-1589	Citroen	C4/C4-Coupé	6 ½ J x 16	30	9,7	<b>87,80</b>
R1-1548	Hyundai	Accent	5 J x 14	54	8,1	<b>83,60</b>	R1-1575	Mitsubishi	Colt CZC	6 J x 15	40	7,1	<b>95,30</b>	R1-1589	Citroen	C5/C5 Break	6 ½ J x 16	30	9,7	<b>87,80</b>
R1-1548	Hyundai	Getz	5 J x 14	54	8,1	<b>83,60</b>	R1-1575	Mitsubishi	Colt/CZ3/CZT	6 J x 15	40	7,1	<b>95,30</b>	R1-1593	Fiat	Grande Punto/Punto EVO	6 J x 15	40	6,7	<b>76,90</b>
R1-1548	Hyundai	Getz	5 J x 14	54	8,1	<b>83,60</b>	R1-1575	Smart	Forfour	6 J x 15		7,1	<b>95,30</b>	R1-1594	Alfa Romeo	159/159 Sport Wagon	7 J x 16	30	8,4	<b>97,70</b>
R1-1552	Ford	Tourneo Connect	6 J x 15	40	9,2	<b>98,20</b>	R1-1576	Mercedes	Classe A	6 J x 16	30	7,5	<b>89,30</b>	R1-1594	Alfa Romeo	159/159 Sport Wagon	7 J x 16	30	8,4	<b>97,70</b>
R1-1552	Ford Veicoli commerciali	Transit Connect	6 J x 15	40	9,2	<b>98,20</b>	R1-1576	Mercedes	Classe B	6 J x 16	30	7,5	<b>89,30</b>	R1-1595	Suzuki	Swift	5 ½ J x 15		6,8	<b>85,20</b>
R1-1557	Ford	C-Max	6 ½ J x 16	30	9,7	<b>90,90</b>	R1-1577	Volvo	C30	6 ½ J x 16	30	9,8	<b>103,20</b>	R1-1596	Opel	Agila	5 J x 14	48	6,1	<b>71,40</b>
R1-1557	Ford	Focus II/CC/ST220	6 ½ J x 16	30	9,7	<b>90,90</b>	R1-1577	Volvo	S40/V50	6 ½ J x 16	30	9,8	<b>103,20</b>	R1-1596	Suzuki	Splash	5 J x 14		6,1	<b>71,40</b>
R1-1557	Ford	Mondeo (Facelift) / ST220	6 ½ J x 16	30	9,7	<b>90,90</b>	R1-1577	Volvo	V40	6 ½ J x 16	30	9,8	<b>103,20</b>	R1-1596	Suzuki	Swift	5 J x 14		6,1	<b>71,40</b>
R1-1559	Opel	Astra-H	6 ½ J x 15	40	6,7	<b>76,10</b>	R1-1577	Volvo	V40 Cross Country	6 ½ J x 16	30	9,8	<b>103,20</b>	R1-1597	Volkswagen	EOS	6 ½ J x 16		9,7	<b>87,70</b>
R1-1559	Opel	Astra-H GTC	6 ½ J x 15	40	6,7	<b>76,10</b>	R1-1579	Renault	Clio III/Grandtour	5 ½ J x 15		5,9	<b>81,00</b>	R1-1597	Volkswagen	Passat/Variant	6 ½ J x 16		9,7	<b>87,70</b>
R1-1559	Opel	Tigra Twin Top	6 ½ J x 15	40	6,7	<b>76,10</b>	R1-1579	Renault	Modus/Grand Modus	5 ½ J x 15		5,9	<b>81,00</b>	R1-1597	Volkswagen	Passat/Variant	6 ½ J x 16		9,7	<b>87,70</b>
R1-1560	Opel	Astra-H	6 ½ J x 16	30	8,2	<b>89,40</b>	R1-1580	Renault	Clio III/Grandtour	6 J x 15	40	5,9	<b>72,90</b>	R1-1597	Volkswagen	Scirocco III	6 ½ J x 16		9,7	<b>87,70</b>
R1-1560	Opel	Astra-H GTC/Twintop	6 ½ J x 16	30	8,2	<b>89,40</b>	R1-1580	Renault	Modus/Grand Modus	6 J x 15	40	5,9	<b>72,90</b>	R1-1598	BMW	Serie 3 (E90)	7 J x 16	40	8,3	<b>90,20</b>
R1-1560	Opel	Meriva-B	6 ½ J x 16	30	8,2	<b>89,40</b>	R1-1581	Hyundai	Sonata	6 J x 15	40	10,0	<b>90,20</b>	R1-1598	BMW	Serie 3 Coupé/Cabrio (E92/93)	7 J x 16	40	8,3	<b>90,20</b>
R1-1560	Opel	Zafira-B	6 ½ J x 16	30	8,2	<b>89,40</b>	R1-1581	Kia	Magentis	6 J x 15	40	10,0	<b>90,20</b>	R1-1598	BMW	Serie 3 Touring (E91)	7 J x 16	40	8,3	<b>90,20</b>
R1-1560	Opel Veicoli commerciali	Astra-H/Van	6 ½ J x 16	30	8,2	<b>89,40</b>	R1-1582	Peugeot	307/SW/Break/CC	6 ½ J x 16	30	13,1	<b>84,50</b>	R1-1598	BMW	Serie 3 xDrive (E90)	7 J x 16	40	8,3	<b>90,20</b>
R1-1560	Opel Veicoli commerciali	Meriva-B Van	6 ½ J x 16	30	8,2	<b>89,40</b>	R1-1583	Peugeot	407 Coupé	7 J x 17	25	9,4	<b>115,60</b>	R1-1601	Citroen	C1	4 ½ J x 14	54	7,1	<b>66,70</b>
R1-1560	Opel Veicoli commerciali	Zafira-B Van	6 ½ J x 16	30	8,2	<b>89,40</b>	R1-1583	Peugeot	407/Break	7 J x 17	25	9,4	<b>115,60</b>	R1-1601	Peugeot	107	4 ½ J x 14	54	7,1	<b>66,70</b>
R1-1565	Audi	A4/Avant	7 J x 16	30	9,4	<b>101,00</b>	R1-1586	Opel	Agila	4 ½ J x 14	48	5,9	<b>62,50</b>	R1-1601	Toyota	Aygo	4 ½ J x 14		7,1	<b>66,70</b>
R1-1565	Audi	A4/Avant (Facelift)	7 J x 16	30	9,4	<b>101,00</b>	R1-1586	Subaru	Justy/Justy G3X	4 ½ J x 14		5,9	<b>62,50</b>	R1-1604	Volvo	C30	6 J x 15		6,8	<b>98,40</b>
R1-1565	Audi	A6/Avant	7 J x 16	30	9,4	<b>101,00</b>	R1-1586	Suzuki	Ignis II	4 ½ J x 14		5,9	<b>62,50</b>	R1-1604	Volvo	S40/V50	6 J x 15		6,8	<b>98,40</b>
R1-1565	Audi	A6/Avant	7 J x 16	30	9,4	<b>101,00</b>	R1-1586	Suzuki	Wagon R+	4 ½ J x 14		5,9	<b>62,50</b>	R1-1604	Volvo	V40	6 J x 15		6,8	<b>98,40</b>
R1-1567	Mercedes	Classe A	6 J x 15	40	6,5	<b>77,30</b>	R1-1586	Suzuki	Wagon R+	4 ½ J x 14		5,9	<b>62,50</b>	R1-1606	Toyota	Yaris II	5 J x 14		6,0	<b>77,70</b>
R1-1567	Mercedes	Classe B	6 J x 15	40	6,5	<b>77,30</b>	R1-1587	Ford	Transit Tourneo	5 ½ J x 16	30	13,9	<b>115,20</b>	R1-1607	Daihatsu	Charade	5 ½ J x 15	40	8,2	<b>81,70</b>
R1-1568	BMW	Serie 5 (E60)	7 J x 16	30	10,3	<b>108,00</b>	R1-1587	Ford	Transit Tourneo	5 ½ J x 16	30	13,9	<b>115,20</b>	R1-1607	Toyota	Yaris II	5 ½ J x 15	48	8,2	<b>81,70</b>
R1-1568	BMW	Serie 5 Touring (E61)	7 J x 16	30	10,3	<b>108,00</b>	R1-1587	Ford	Transit Tourneo/Euroline/Nugget	5 ½ J x 16	30	13,9	<b>115,20</b>	R1-1610	Honda	Civic	6 ½ J x 16	30	8,8	<b>98,30</b>



# ELENCO PER CODICE PRODOTTO



MW Aftermarket	Produttore	Modello	Misura ruota	Pezzi per paletta	Peso kg.	Prezzo EUR senza IVA	MW Aftermarket	Produttore	Modello	Misura ruota	Pezzi per paletta	Peso kg.	Prezzo EUR senza IVA	MW Aftermarket	Produttore	Modello	Misura ruota	Pezzi per paletta	Peso kg.	Prezzo EUR senza IVA
R1-1611	Renault	Clio III/Grandtour	6 J x 15		6,8	69,60	R1-1638	Fiat	Idea	6 J x 14	54	6,2	68,10	R1-1651	Citroen	C3 III	6 J x 15	40	8,4	73,30
R1-1612	Renault	Clio III	6 1/2 J x 16		7,6	93,00	R1-1638	Lancia	Musa	6 J x 14	54	6,2	68,10	R1-1651	Citroen	C3 Picasso	6 J x 15	40	8,4	73,30
R1-1614	Volkswagen	T5 Multivan/California/Caravelle	7 J x 17		14,0	145,20	R1-1638	Lancia	Ypsilon	6 J x 14	54	6,2	68,10	R1-1651	Citroen	C-Elysee	6 J x 15	40	8,4	73,30
R1-1614	Volkswagen	T6 Multivan/California/Caravelle	7 J x 17		14,0	145,20	R1-1640	Peugeot	207/SW/CC	6 J x 16	30	7,2	83,50	R1-1651	Citroen	DS3	6 J x 15	40	8,4	73,30
R1-1614	Volkswagen Veicoli commerciali	T5 Transporter	7 J x 17		14,0	145,20	R1-1642	Volvo	S60/V60	7 J x 16		10,4	111,90	R1-1651	Peugeot	208	6 J x 15	40	8,4	73,30
R1-1614	Volkswagen Veicoli commerciali	T6 Transporter	7 J x 17		14,0	145,20	R1-1642	Volvo	S60/V60 Cross Country	7 J x 16		10,4	111,90	R1-1651	Peugeot	301	6 J x 15	40	8,4	73,30
R1-1621	Chevrolet	Lacetti	5 1/2 J x 14	48	6,9	89,00	R1-1642	Volvo	S80	7 J x 16		10,4	111,90	R1-1651	Peugeot	207/SW	6 J x 15	40	8,4	73,30
R1-1621	Chevrolet	Nubira J200	5 1/2 J x 14	48	6,9	89,00	R1-1642	Volvo	V70	7 J x 16		10,4	111,90	R1-1652	Toyota	Corolla Verso	6 1/2 J x 16		8,9	103,00
R1-1621	Chevrolet	Rezzo/Tacuma	5 1/2 J x 14	48	6,9	89,00	R1-1642	Volvo	XC70	7 J x 16		10,4	111,90	R1-1662	Opel	Adam	5 1/2 J x 14	48	6,2	56,60
R1-1625	Ford Veicoli commerciali	Transit	5 J x 16	30		129,00	R1-1643	Citroen	Jumpy II Kombi (Facelift)	6 1/2 J x 15	40	9,6	91,50	R1-1662	Opel	Corsa-D	5 1/2 J x 14	48	6,2	56,60
R1-1626	Fiat	Doblò	5 1/2 J x 15	48	6,7	78,20	R1-1643	Citroen Veicoli commerciali	Jumpy II (Facelift)	6 1/2 J x 15	40	9,6	91,50	R1-1662	Opel	Corsa-E	5 1/2 J x 14	48	6,2	56,60
R1-1626	Fiat Veicoli commerciali	Doblò Cargo	5 1/2 J x 15	48	6,7	78,20	R1-1643	Fiat	Scudo Kombi (Facelift)	6 1/2 J x 15	40	9,6	91,50	R1-1662	Opel Veicoli commerciali	Corsa-D Van	5 1/2 J x 14	48	6,2	56,60
R1-1628	Fiat	Doblò	5 1/2 J x 14	54	7,3	65,60	R1-1643	Fiat Veicoli commerciali	Scudo (Facelift)	6 1/2 J x 15	40	9,6	91,50	R1-1662	Opel Veicoli commerciali	Corsa-E Van	5 1/2 J x 14	48	6,2	56,60
R1-1628	Fiat Veicoli commerciali	Doblò Cargo	5 1/2 J x 14	54	7,3	65,60	R1-1643	Peugeot	Expert I Kombi	6 1/2 J x 15	40	9,6	91,50	R1-1663	Citroen	Berlingo II	6 1/2 J x 16	25	9,0	86,10
R1-1630	Nissan	Note	5 1/2 J x 15	40	6,4	84,10	R1-1643	Peugeot Veicoli commerciali	Expert I (Facelift)	6 1/2 J x 15	40	9,6	91,50	R1-1663	Citroen	C4 Picasso/Grand Picasso	6 1/2 J x 16	25	9,0	86,10
R1-1631	Hyundai	Accent	5 1/2 J x 14	48	7,3	87,60	R1-1645	Ford	Galaxy II	6 1/2 J x 16	30	10,4	92,40	R1-1663	Peugeot	Partner II Tepee	6 1/2 J x 16	25	9,0	86,10
R1-1631	Kia	Rio II	5 1/2 J x 14	48	7,3	87,60	R1-1645	Ford	S-Max	6 1/2 J x 16	30	10,4	92,40	R1-1664	Citroen Veicoli commerciali	Jumpy III Kasten	6 1/2 J x 15	40	9,8	91,60
R1-1635	Citroen Veicoli commerciali	Jumper II	6 J x 15	40	10,4	97,70	R1-1645	Land Rover	Freelander II	6 1/2 J x 16	30	10,4	92,40	R1-1664	Fiat Veicoli commerciali	Scudo II Kasten	6 1/2 J x 15	40	9,8	91,60
R1-1635	Fiat	Ducato II Kombi/Bus	6 J x 15	40	10,4	97,70	R1-1646	Ford Veicoli commerciali	Transit	5 J x 16	30	11,0	124,80	R1-1664	Peugeot Veicoli commerciali	Expert II Kasten	6 1/2 J x 15	40	9,8	91,60
R1-1635	Fiat Veicoli commerciali	Ducato II	6 J x 15	40	10,4	97,70	R1-1647	Mercedes Veicoli commerciali	Sprinter II	6 1/2 J x 16	30	13,7	119,90	R1-1665	Fiat	Sedici	6 J x 16	25	13,7	86,30
R1-1635	Peugeot	Boxer II	6 J x 15	40	10,4	97,70	R1-1647	Mercedes Veicoli commerciali	Sprinter II	6 1/2 J x 16	30	13,7	119,90	R1-1665	Suzuki	SX-4/SX4-Classic	6 J x 16		13,7	86,30
R1-1635	Peugeot Veicoli commerciali	Boxer II	6 J x 15	40	10,4	97,70	R1-1647	Mercedes Veicoli commerciali	Sprinter II (Facelift)	6 1/2 J x 16	30	13,7	119,90	R1-1667	Toyota	RAV4	6 1/2 J x 16		9,0	116,80
R1-1636	Citroen	Jumper II Kombi/Minibus	6 J x 16	30	12,0	117,00	R1-1647	Mercedes Veicoli commerciali	Sprinter II (Facelift)	6 1/2 J x 16	30	13,7	119,90	R1-1668	Toyota	Avensis II	6 1/2 J x 16		9,0	106,20
R1-1636	Citroen Veicoli commerciali	Jumper II	6 J x 16	30	12,0	117,00	R1-1647	Volkswagen Veicoli commerciali	Crafter 30	6 1/2 J x 16		13,7	119,90	R1-1669	Renault	Laguna III/Grandtour	6 J x 16		7,6	83,60
R1-1636	Fiat	Ducato II Kombi/Bus	6 J x 16	30	12,0	117,00	R1-1647	Volkswagen Veicoli commerciali	Crafter 30/35	6 1/2 J x 16		13,7	119,90	R1-1670	Renault	Laguna III/Grandtour	7 J x 16	30	7,8	83,90
R1-1636	Fiat Veicoli commerciali	Ducato II/Maxi	6 J x 16	30	12,0	117,00	R1-1648	Opel	Adam	6 J x 15	40	8,4	73,40	R1-1670	Renault	Latitude	7 J x 16	30	7,8	83,90
R1-1636	Fiat Veicoli commerciali	Ducato II/Maxi	6 J x 16	30	12,0	117,00	R1-1648	Opel	Corsa-D	6 J x 15	40	8,4	73,40	R1-1672	Skoda	Fabia II	6 J x 14		7,6	64,60
R1-1636	Peugeot	Boxer II	6 J x 16	30	12,0	117,00	R1-1648	Opel	Corsa-E	6 J x 15	40	8,4	73,40	R1-1672	Skoda	Roomster	6 J x 14		7,6	64,60
R1-1636	Peugeot Veicoli commerciali	Boxer II	6 J x 16	30	12,0	117,00	R1-1648	Opel Veicoli commerciali	Corsa-D Van	6 J x 15	40	8,4	73,40	R1-1672	Skoda Veicoli commerciali	Praktik	6 J x 14		7,6	64,60
R1-1636	Peugeot Veicoli commerciali	Boxer II	6 J x 16	30	12,0	117,00	R1-1648	Opel Veicoli commerciali	Corsa-E Van	6 J x 15	40	8,4	73,40	R1-1673	Mercedes Veicoli commerciali	Sprinter II	5 1/2 J x 16	30	10,5	123,30
R1-1637	Renault	Twingo II	5 1/2 J x 14	54	5,7	65,60	R1-1651	Citroen	C3 II	6 J x 15	40	8,4	73,30	R1-1673	Volkswagen Veicoli commerciali	Crafter 30	5 1/2 J x 16		10,5	123,30

<b>R1-1674</b>	Mercedes Veicoli commerciali	Sprinter II (Facelift)	5 ½ J x 16	30	12,5	<b>155,30</b>	<b>R1-1693</b>	Kia	Cee'd/Pro Cee'd/Sporty Wagon	5 ½ J x 15	48	7,7	<b>84,70</b>	<b>R1-1707</b>	Ford	Focus IV	6 ½ J x 16	30	9,7	<b>86,90</b>
<b>R1-1675</b>	Citroen	Jumpy III Kombi	7 J x 16	30	13,7	<b>98,00</b>	<b>R1-1695</b>	Mercedes	Classe C	7 J x 16	40	8,1	<b>99,30</b>	<b>R1-1707</b>	Ford	Kuga	6 ½ J x 16	30	9,7	<b>86,90</b>
<b>R1-1675</b>	Citroen Veicoli commerciali	Jumpy III Kasten	7 J x 16	30	13,7	<b>98,00</b>	<b>R1-1695</b>	Mercedes	Classe C Coupé	7 J x 16	40	8,1	<b>99,30</b>	<b>R1-1707</b>	Ford	Mondeo	6 ½ J x 16	30	9,7	<b>86,90</b>
<b>R1-1675</b>	Fiat	Scudo II Kombi	7 J x 16	30	13,7	<b>98,00</b>	<b>R1-1696</b>	Mercedes	Classe C	6 J x 16	40	7,4	<b>91,10</b>	<b>R1-1707</b>	Ford	Mondeo (Mj.2015)	6 ½ J x 16	30	9,7	<b>86,90</b>
<b>R1-1675</b>	Fiat Veicoli commerciali	Scudo II Kasten	7 J x 16	30	13,7	<b>98,00</b>	<b>R1-1696</b>	Mercedes	Classe C Coupé	6 J x 16	40	7,4	<b>91,10</b>	<b>R1-1708</b>	Kia	Carens II	6 J x 15	40	8,6	<b>102,30</b>
<b>R1-1675</b>	Peugeot	Expert II Tepee	7 J x 16	30	13,7	<b>98,00</b>	<b>R1-1697</b>	Smart	Fortwo II	4 ½ J x 15		6,2	<b>67,50</b>	<b>R1-1709</b>	Kia	Carnival II	6 ½ J x 16	40	12,8	<b>115,70</b>
<b>R1-1675</b>	Peugeot Veicoli commerciali	Expert II Kasten	7 J x 16	30	13,7	<b>98,00</b>	<b>R1-1698</b>	Smart	Fortwo II	5 ½ J x 15		6,7	<b>68,60</b>	<b>R1-1710</b>	Alfa Romeo	MiTo/Turismo	7 J x 16	30	8,6	<b>94,80</b>
<b>R1-1675</b>	Toyota Veicoli commerciali	ProAce	7 J x 16	30	13,7	<b>98,00</b>	<b>R1-1700</b>	Citroen	C4	6 ½ J x 15	40	7,7	<b>74,40</b>	<b>R1-1712</b>	Mercedes Veicoli commerciali	Citan	6 J x 15	48	9,1	<b>82,50</b>
<b>R1-1677</b>	Fiat	Bravo	7 J x 16	30	8,6	<b>97,40</b>	<b>R1-1700</b>	Citroen	DS4	6 ½ J x 15	40	7,7	<b>74,40</b>	<b>R1-1712</b>	Renault	Kangoo II	6 J x 15		9,1	<b>82,50</b>
<b>R1-1677</b>	Lancia	Delta	7 J x 16	30	8,6	<b>97,40</b>	<b>R1-1700</b>	Peugeot	308/SW/CC	6 ½ J x 15	40	7,7	<b>74,40</b>	<b>R1-1712</b>	Renault Veicoli commerciali	Kangoo II Rapid	6 J x 15		9,1	<b>82,50</b>
<b>R1-1679</b>	Citroen Veicoli commerciali	Nemo Kastenwagen	5 ½ J x 14	54	5,9	<b>61,90</b>	<b>R1-1701</b>	Peugeot	3008	7 J x 16	30	8,3	<b>85,70</b>	<b>R1-1712</b>	Renault Veicoli commerciali	Kangoo II/Express Z.E.	6 J x 15		9,1	<b>82,50</b>
<b>R1-1679</b>	Fiat Veicoli commerciali	Fiorino	5 ½ J x 14	54	5,9	<b>61,90</b>	<b>R1-1701</b>	Peugeot	308/SW/CC	7 J x 16	30	8,3	<b>85,70</b>	<b>R1-1713</b>	Mercedes Veicoli commerciali	Citan	5 ½ J x 14	54	6,4	<b>75,90</b>
<b>R1-1679</b>	Peugeot Veicoli commerciali	Bipper	5 ½ J x 14	54	5,9	<b>61,90</b>	<b>R1-1702</b>	Audi	A4/Avant	7 J x 16	30	8,9	<b>100,10</b>	<b>R1-1713</b>	Renault	Kangoo II	5 ½ J x 14		6,4	<b>75,90</b>
<b>R1-1681</b>	Citroen	Nemo Kombi	6 J x 15	40	7,1	<b>75,70</b>	<b>R1-1703</b>	BMW	Serie 1	6 ½ J x 16	40	7,2	<b>105,00</b>	<b>R1-1713</b>	Renault Veicoli commerciali	Kangoo II Rapid Compact	5 ½ J x 14		6,4	<b>75,90</b>
<b>R1-1681</b>	Citroen Veicoli commerciali	Nemo Kastenwagen	6 J x 15	40	7,1	<b>75,70</b>	<b>R1-1703</b>	BMW	Serie 1 (E87)	6 ½ J x 16	40	7,2	<b>105,00</b>	<b>R1-1715</b>	Fiat	Croma (Facelift)	6 ½ J x 16	30	8,7	<b>90,90</b>
<b>R1-1681</b>	Fiat	Linea	6 J x 15	40	7,1	<b>75,70</b>	<b>R1-1703</b>	BMW	Serie 1 Coupé/Cabrio	6 ½ J x 16	40	7,2	<b>105,00</b>	<b>R1-1717</b>	Opel	Agila	5 ½ J x 15	40	6,8	<b>75,80</b>
<b>R1-1681</b>	Fiat	Qubo	6 J x 15	40	7,1	<b>75,70</b>	<b>R1-1703</b>	BMW	Serie 1 Coupé/Cabrio (E82/88)	6 ½ J x 16	40	7,2	<b>105,00</b>	<b>R1-1717</b>	Suzuki	Splash	5 ½ J x 15	48	6,8	<b>75,80</b>
<b>R1-1681</b>	Fiat Veicoli commerciali	Fiorino	6 J x 15	40	7,1	<b>75,70</b>	<b>R1-1704</b>	BMW	Serie 1	7 J x 16	40	7,4	<b>105,00</b>	<b>R1-1718</b>	Opel	Insignia/Sports Tourer	6 ½ J x 16	30	8,4	<b>89,50</b>
<b>R1-1681</b>	Peugeot	Bipper Tepee	6 J x 15	40	7,1	<b>75,70</b>	<b>R1-1704</b>	BMW	Serie 1 (E87)	7 J x 16	40	7,4	<b>105,00</b>	<b>R1-1718</b>	Saab	9-5	6 ½ J x 16		8,4	<b>89,50</b>
<b>R1-1681</b>	Peugeot Veicoli commerciali	Bipper	6 J x 15	40	7,1	<b>75,70</b>	<b>R1-1704</b>	BMW	Serie 1 Coupé/Cabrio	7 J x 16	40	7,4	<b>105,00</b>	<b>R1-1720</b>	Mazda	Mazda 2	6 J x 14	54	6,7	<b>76,80</b>
<b>R1-1683</b>	Citroen Veicoli commerciali	Nemo Kastenwagen	5 ½ J x 14	54	5,9	<b>59,50</b>	<b>R1-1704</b>	BMW	Serie 1 Coupé/Cabrio (E82/88)	7 J x 16	40	7,4	<b>105,00</b>	<b>R1-1721</b>	Mazda	Mazda 2	6 J x 15	40	7,4	<b>84,10</b>
<b>R1-1683</b>	Fiat Veicoli commerciali	Fiorino	5 ½ J x 14	54	5,9	<b>59,50</b>	<b>R1-1705</b>	BMW	Serie 3 (E90)	7 J x 16	40	8,0	<b>92,70</b>	<b>R1-1722</b>	Mazda	Mazda 6	6 J x 16	30	10,0	<b>92,50</b>
<b>R1-1683</b>	Peugeot Veicoli commerciali	Bipper	5 ½ J x 14	54	5,9	<b>59,50</b>	<b>R1-1705</b>	BMW	Serie 3 Coupé/Cabrio (E92/93)	7 J x 16	40	8,0	<b>92,70</b>	<b>R1-1723</b>	Seat	Alhambra II	6 ½ J x 16		8,3	<b>93,20</b>
<b>R1-1684</b>	Dacia	Dokker/Express	6 J x 15	40	8,0	<b>82,00</b>	<b>R1-1705</b>	BMW	Serie 3 Coupé/Cabrio (E93)	7 J x 16	40	8,0	<b>92,70</b>	<b>R1-1723</b>	Volkswagen	Sharan II	6 ½ J x 16		8,3	<b>93,20</b>
<b>R1-1684</b>	Dacia	Logan Express/Pick Up	6 J x 15	40	8,0	<b>82,00</b>	<b>R1-1705</b>	BMW	Serie 3 Lim/Touring (E90/91)	7 J x 16	40	8,0	<b>92,70</b>	<b>R1-1723</b>	Volkswagen	Tiguan	6 ½ J x 16		8,3	<b>93,20</b>
<b>R1-1684</b>	Dacia	Logan/MCV/Sandero	6 J x 15	40	8,0	<b>82,00</b>	<b>R1-1705</b>	BMW	Serie 3 Touring (E91)	7 J x 16	40	8,0	<b>92,70</b>	<b>R1-1724</b>	Dacia	Logan/MCV/Sandero/Stepway	6 J x 15	40	7,4	<b>85,80</b>
<b>R1-1684</b>	Dacia	Sandero Stepway	6 J x 15	40	8,0	<b>82,00</b>	<b>R1-1705</b>	BMW	Serie 3 xDrive (E90)	7 J x 16	40	8,0	<b>92,70</b>	<b>R1-1725</b>	Subaru	BRZ	6 ½ JJ x 16		10,0	<b>110,20</b>
<b>R1-1684</b>	Nissan	Micra	6 J x 15	40	8,0	<b>82,00</b>	<b>R1-1706</b>	Fiat	Sedici	6 J x 15	40	7,0	<b>78,20</b>	<b>R1-1725</b>	Subaru	Forester	6 ½ JJ x 16		10,0	<b>110,20</b>
<b>R1-1689</b>	Fiat	500/500C	5 ½ J x 14	54	5,6	<b>60,80</b>	<b>R1-1706</b>	Suzuki	Swift 1600 Sport	6 J x 15		7,0	<b>78,20</b>	<b>R1-1725</b>	Subaru	Forester	6 ½ JJ x 16		10,0	<b>110,20</b>
<b>R1-1689</b>	Fiat	Panda	5 ½ J x 14	54	5,6	<b>60,80</b>	<b>R1-1706</b>	Suzuki	SX-4/SX4-Classica	6 J x 15		7,0	<b>78,20</b>	<b>R1-1725</b>	Subaru	Forester	6 ½ JJ x 16		10,0	<b>110,20</b>
<b>R1-1689</b>	Ford	KA II	5 ½ J x 14	54	5,6	<b>60,80</b>	<b>R1-1707</b>	Ford	C-Max	6 ½ J x 16	30	9,7	<b>86,90</b>	<b>R1-1725</b>	Subaru	Forester	6 ½ JJ x 16		10,0	<b>110,20</b>
<b>R1-1691</b>	Toyota	Auris	6 ½ J x 16		9,5	<b>103,30</b>	<b>R1-1707</b>	Ford	C-Max/Grand C-Max	6 ½ J x 16	30	9,7	<b>86,90</b>	<b>R1-1725</b>	Subaru	Forester	6 ½ JJ x 16		10,0	<b>110,20</b>
<b>R1-1692</b>	Toyota	Auris	6 J x 15	40	8,1	<b>92,50</b>	<b>R1-1707</b>	Ford	Focus II/CC/ST220	6 ½ J x 16	30	9,7	<b>86,90</b>	<b>R1-1725</b>	Subaru	Impreza	6 ½ JJ x 16		10,0	<b>110,20</b>
<b>R1-1693</b>	Hyundai	i30/i30cw	5 ½ J x 15	48	7,7	<b>84,70</b>	<b>R1-1707</b>	Ford	Focus III	6 ½ J x 16	30	9,7	<b>86,90</b>	<b>R1-1725</b>	Subaru	Legacy	6 ½ JJ x 16		10,0	<b>110,20</b>

# ELENCO PER CODICE PRODOTTO



MW Aftermarket	Produttore	Modello	Misura ruota	Pezzi per paletta	Peso kg.	Prezzo EUR senza IVA	MW Aftermarket	Produttore	Modello	Misura ruota	Pezzi per paletta	Peso kg.	Prezzo EUR senza IVA	MW Aftermarket	Produttore	Modello	Misura ruota	Pezzi per paletta	Peso kg.	Prezzo EUR senza IVA
R1-1725	Subaru	Legacy Outback	6 1/2 JJ x 16		10,0	<b>110,20</b>	R1-1737	Mitsubishi	Lancer/Sportback	6 1/2 JJ x 16	30	9,6	<b>99,00</b>	R1-1753	Mitsubishi	Outlander II	6 1/2 JJ x 16	30	9,4	<b>104,80</b>
R1-1725	Subaru	Legacy Outback	6 1/2 JJ x 16		10,0	<b>110,20</b>	R1-1738	Ford	Fiesta VI	5 1/2 J x 14	48	7,1	<b>64,90</b>	R1-1753	Peugeot	4007	6 1/2 JJ x 16	30	9,4	<b>104,80</b>
R1-1725	Subaru	Legacy Outback	6 1/2 JJ x 16		10,0	<b>110,20</b>	R1-1738	Ford	Fiesta VI (Facelift)	5 1/2 J x 14	48	7,1	<b>64,90</b>	R1-1754	Seat	Exeo/ST	7 J x 16	36	9,5	<b>85,90</b>
R1-1725	Subaru	Legacy Outback	6 1/2 JJ x 16		10,0	<b>110,20</b>	R1-1738	Ford Veicoli commerciali	Fiesta Van	5 1/2 J x 14	48	7,1	<b>64,90</b>	R1-1754	Skoda	Superb II/Combi	7 J x 16	36	9,5	<b>85,90</b>
R1-1726	Subaru	Impreza	6 JJ x 15		8,3	<b>95,20</b>	R1-1738	Ford Veicoli commerciali	Fiesta Van (Facelift)	5 1/2 J x 14	48	7,1	<b>64,90</b>	R1-1754	Skoda	Yeti	7 J x 16	36	9,5	<b>85,90</b>
R1-1727	Seat	Ibiza/ST	6 J x 15	40	9,2	<b>76,30</b>	R1-1739	Honda	Accord/Tourer	6 1/2 JJ x 16	30	9,3	<b>105,70</b>	R1-1756	Toyota	IQ	5 J x 15	48	7,3	<b>84,20</b>
R1-1727	Seat	Toledo IV	6 J x 15	40	9,2	<b>76,30</b>	R1-1740	Nissan	Qashqai	6 1/2 J x 16	30	8,6	<b>99,50</b>	R1-1757	Daihatsu	Materia	5 J x 14	54	7,1	<b>97,80</b>
R1-1727	Skoda	Fabia III	6 J x 15	40	9,2	<b>76,30</b>	R1-1741	Fiat	Doblò Heavy	6 J x 15	40	7,5	<b>79,30</b>	R1-1757	Daihatsu	Sirion II	5 J x 14	54	7,1	<b>97,80</b>
R1-1727	Skoda	Rapid/Spaceback	6 J x 15	40	9,2	<b>76,30</b>	R1-1741	Fiat Veicoli commerciali	Doblò Cargo	6 J x 15	40	7,5	<b>79,30</b>	R1-1757	Subaru	Justy	5 J x 14		7,1	<b>97,80</b>
R1-1727	Volkswagen	Polo V	6 J x 15	40	9,2	<b>76,30</b>	R1-1741	Opel Veicoli commerciali	Combo-D	6 J x 15	40	7,5	<b>79,30</b>	R1-1758	Citroen	C4	7 J x 16	30	7,7	<b>87,20</b>
R1-1728	Nissan	Tiida	5 1/2 JJ x 15	48	7,8	<b>85,80</b>	R1-1743	Fiat	500L	6 J x 15	40	6,7	<b>74,10</b>	R1-1758	Citroen	DS4	7 J x 16	30	7,7	<b>87,20</b>
R1-1730	Ford	Fiesta VI	6 J x 15	40	6,9	<b>71,60</b>	R1-1743	Fiat	Doblò Light	6 J x 15	40	6,7	<b>74,10</b>	R1-1759	BMW	X 1 (E84)	7 1/2 J x 17	25	10,6	<b>114,60</b>
R1-1730	Ford	Fiesta VI (Facelift)	6 J x 15	40	6,9	<b>71,60</b>	R1-1743	Fiat Veicoli commerciali	Doblò Cargo	6 J x 15	40	6,7	<b>74,10</b>	R1-1760	Audi	A1/Sportback	6 J x 15	40	7,6	<b>82,40</b>
R1-1730	Ford Veicoli commerciali	Fiesta Van	6 J x 15	40	6,9	<b>71,60</b>	R1-1744	Toyota	Avensis III	6 1/2 J x 16		10,8	<b>106,80</b>	R1-1763	Nissan	Pixo	4 1/2 J x 14	63	5,9	<b>68,30</b>
R1-1730	Ford Veicoli commerciali	Fiesta Van (Facelift)	6 J x 15	40	6,9	<b>71,60</b>	R1-1744	Toyota	Prius Plus	6 1/2 J x 16		10,8	<b>106,80</b>	R1-1763	Suzuki	Alto	4 1/2 J x 14		5,9	<b>68,30</b>
R1-1731	Volkswagen	Caddy Generation Four/Beach	6 J x 16		8,0	<b>89,40</b>	R1-1744	Toyota	Verso/Verso Life	6 1/2 J x 16		10,8	<b>106,80</b>	R1-1764	Nissan Veicoli commerciali	NV400	7 J x 16	25	13,4	<b>95,60</b>
R1-1731	Volkswagen	Caddy Life/Maxi	6 J x 16		8,0	<b>89,40</b>	R1-1745	Hyundai	i20	5 J x 14	63	6,5	<b>82,90</b>	R1-1764	Opel Veicoli commerciali	Movano II	7 J x 16	25	13,4	<b>95,60</b>
R1-1731	Volkswagen Veicoli commerciali	Caddy/Maxi	6 J x 16		8,0	<b>89,40</b>	R1-1747	Citroen	C3 II	6 J x 16	30	7,2	<b>84,30</b>	R1-1764	Renault Veicoli commerciali	Master	7 J x 16		13,4	<b>95,60</b>
R1-1731	Volkswagen Veicoli commerciali	Caddy/Maxi/Kombi	6 J x 16		8,0	<b>89,40</b>	R1-1747	Citroen	C3 Picasso	6 J x 16	30	7,2	<b>84,30</b>	R1-1765	Nissan Veicoli commerciali	NV400	6 1/2 J x 16	25	8,6	<b>96,50</b>
R1-1732	Renault	Fluence	6 1/2 J x 16	30	7,1	<b>87,80</b>	R1-1748	Mazda	Mazda 5	6 1/2 J x 16	30	8,9	<b>125,70</b>	R1-1765	Opel Veicoli commerciali	Movano II	6 1/2 J x 16	25	8,6	<b>96,50</b>
R1-1732	Renault	Fluence Z.E.	6 1/2 J x 16	30	7,1	<b>87,80</b>	R1-1748	Mazda	MPV	6 1/2 J x 16	30	8,9	<b>125,70</b>	R1-1765	Renault Veicoli commerciali	Master	6 1/2 J x 16		8,6	<b>96,50</b>
R1-1732	Renault	Megane III Scenic/Grand Scenic/Xmod	6 1/2 J x 16	30	7,1	<b>87,80</b>	R1-1748	Mazda	Tribute	6 1/2 J x 16	30	8,9	<b>125,70</b>	R1-1766	Mazda	Mazda 3	6 J x 15	40	7,8	<b>90,00</b>
R1-1732	Renault	Megane III/Coupé/Grandtour	6 1/2 J x 16	30	7,1	<b>87,80</b>	R1-1749	Piaggio	Ape	4,00 B x 12			<b>63,20</b>	R1-1767	Mazda	Mazda 3	6 1/2 J x 16	30	9,2	<b>95,30</b>
R1-1733	Citroen	CS/CS Tourer	7 J x 16	30	8,0	<b>88,60</b>	R1-1750	Honda	Insight	5 1/2 J x 15	48	7,0	<b>89,00</b>	R1-1768	Hyundai	i20	5 1/2 J x 15	40	7,5	<b>84,10</b>
R1-1734	Renault	Fluence	6 1/2 J x 15	40	7,2	<b>77,80</b>	R1-1750	Honda	Jazz II	5 1/2 J x 15	48	7,0	<b>89,00</b>	R1-1769	Peugeot	5008	7 J x 16	30	9,2	<b>84,50</b>
R1-1734	Renault	Megane III Scenic	6 1/2 J x 15	40	7,2	<b>77,80</b>	R1-1751	Kia	Soul	6 J x 15	40	7,8	<b>87,00</b>	R1-1770	Hyundai	i30/i30cw	6 J x 16	25	8,6	<b>95,80</b>
R1-1734	Renault	Megane III/Coupé/Grandtour	6 1/2 J x 15	40	7,2	<b>77,80</b>	R1-1752	Mercedes	Viano	6 J x 16	30	9,8	<b>115,70</b>	R1-1772	Alfa Romeo	Giulietta/Turismo	7 J x 16	30	9,2	<b>93,80</b>
R1-1735	Citroen	Berlingo II	6 1/2 J x 15	40	8,3	<b>86,70</b>	R1-1752	Mercedes	Viano II (Facelift)	6 J x 16	30	9,8	<b>115,70</b>	R1-1776	Chevrolet	Cruze	6 1/2 J x 16	30	8,2	<b>89,30</b>
R1-1735	Citroen Veicoli commerciali	Berlingo II	6 1/2 J x 15	40	8,3	<b>86,70</b>	R1-1752	Mercedes Veicoli commerciali	Vito II	6 J x 16	30	9,8	<b>115,70</b>	R1-1776	Opel	Astra-J/Sports-Tourer	6 1/2 J x 16	30	8,2	<b>89,30</b>
R1-1735	Peugeot	Partner II Tepee	6 1/2 J x 15	40	8,3	<b>86,70</b>	R1-1752	Mercedes Veicoli commerciali	Vito II (Facelift)	6 J x 16	30	9,8	<b>115,70</b>	R1-1776	Opel Veicoli commerciali	Astra-J Van	6 1/2 J x 16	30	8,2	<b>89,30</b>
R1-1735	Peugeot Veicoli commerciali	Partner II	6 1/2 J x 15	40	8,3	<b>86,70</b>	R1-1753	Citroen	C-Crosser	6 1/2 JJ x 16	30	9,4	<b>104,80</b>	R1-1777	Chevrolet	Cruze	6 1/2 J x 16	30	8,9	<b>89,30</b>

<b>R1-1777</b>	Chevrolet	Orlando	6 ½ J x 16	30	8,9	<b>89,30</b>	<b>R1-1799</b>	Opel Veicoli commerciali	Movano II	5 ½ J x 16	25	12,3	<b>128,00</b>	<b>R1-1823</b>	Suzuki	Kizashi	6 ½ J x 16	9,8	<b>101,50</b>	
<b>R1-1777</b>	Chevrolet	Volt	6 ½ J x 16	30	8,9	<b>89,30</b>	<b>R1-1799</b>	Renault Veicoli commerciali	Master	5 ½ J x 16		12,3	<b>128,00</b>	<b>R1-1825</b>	Hyundai	i40/i40cw	7 J x 16	30	9,9	<b>99,50</b>
<b>R1-1777</b>	Opel	Ampera	6 ½ J x 16	30	8,9	<b>89,30</b>	<b>R1-1800</b>	Audi	A4/Avant	7 ½ J x 16	30	9,2	<b>101,80</b>	<b>R1-1826</b>	Fiat	Panda/4x4	6 J x 15	48	7,0	<b>77,50</b>
<b>R1-1777</b>	Opel	Ampera e-plus	6 ½ J x 16	30	8,9	<b>89,30</b>	<b>R1-1802</b>	Mini	Mini Countryman	6 ½ J x 16	30	8,3	<b>105,00</b>	<b>R1-1828</b>	Kia	Rio III	5 ½ J x 15	40	7,6	<b>82,50</b>
<b>R1-1777</b>	Opel	Astra-J/Sports-Tourer	6 ½ J x 16	30	8,9	<b>89,30</b>	<b>R1-1802</b>	Mini	Mini Paceman	6 ½ J x 16	30	8,3	<b>105,00</b>	<b>R1-1829</b>	Seat	Mii	5 J x 14		5,8	<b>61,80</b>
<b>R1-1777</b>	Opel	Insignia Grand Sport/Sports Tourer	6 ½ J x 16	30	8,9	<b>89,30</b>	<b>R1-1803</b>	Fiat	Panda/Classic	5,00 B x 13	54	4,9	<b>56,40</b>	<b>R1-1829</b>	Skoda	Citigo	5 J x 14		5,8	<b>61,80</b>
<b>R1-1777</b>	Opel	Zafira-C Tourer	6 ½ J x 16	30	8,9	<b>89,30</b>	<b>R1-1804</b>	Lancia	Ypsilon	6 J x 15	40	6,8	<b>82,80</b>	<b>R1-1829</b>	Volkswagen	UP/e-UP/Cross-UP	5 J x 14		5,8	<b>61,80</b>
<b>R1-1777</b>	Opel Veicoli commerciali	Astra-J Van	6 ½ J x 16	30	8,9	<b>89,30</b>	<b>R1-1805</b>	Citroen	C-Zero	4 J x 15	40	7,1	<b>93,20</b>	<b>R1-1830</b>	Dodge	Journey	6 ½ J x 16	30	10,9	<b>95,70</b>
<b>R1-1778</b>	Peugeot	3008	7 ½ J x 17	20	9,7	<b>108,90</b>	<b>R1-1805</b>	Mitsubishi	i-Miev	4 J x 15	40	7,1	<b>93,20</b>	<b>R1-1830</b>	Fiat	Freemont	6 ½ J x 16	30	10,9	<b>95,70</b>
<b>R1-1779</b>	Dacia	Duster	6 ½ J x 16	30	9,3	<b>87,90</b>	<b>R1-1805</b>	Peugeot	iOn	4 J x 15	40	7,1	<b>93,20</b>	<b>R1-1831</b>	Chevrolet	Spark	4 ½ J x 14	54	6,5	<b>69,30</b>
<b>R1-1779</b>	Dacia	Duster	6 ½ J x 16	30	9,3	<b>87,90</b>	<b>R1-1806</b>	Citroen	C-Zero	5 J x 15	40	7,2	<b>93,20</b>	<b>R1-1833</b>	Nissan Veicoli commerciali	Cabstar	5 J x 15	40	10,3	<b>97,50</b>
<b>R1-1780</b>	Suzuki	Swift	5 J x 15	48	7,1	<b>76,90</b>	<b>R1-1806</b>	Mitsubishi	i-Miev	5 J x 15	40	7,2	<b>93,20</b>	<b>R1-1833</b>	Renault Veicoli commerciali	Maxity	5 J x 15		10,3	<b>97,50</b>
<b>R1-1781</b>	Citroen	DS3/Cabrio	6 J x 16	30	7,1	<b>86,10</b>	<b>R1-1806</b>	Peugeot	iOn	5 J x 15	40	7,2	<b>93,20</b>	<b>R1-1834</b>	Nissan	Juke	6 ½ J x 16	30	8,8	<b>94,00</b>
<b>R1-1781</b>	Peugeot	208	6 J x 16	30	7,1	<b>86,10</b>	<b>R1-1807</b>	Subaru	Trezia	5 ½ J x 15		8,5	<b>93,70</b>	<b>R1-1834</b>	Nissan	Leaf	6 ½ J x 16	30	8,8	<b>94,00</b>
<b>R1-1782</b>	Peugeot	508/SW	7 J x 16	30	8,0	<b>85,40</b>	<b>R1-1807</b>	Toyota	Verso S	5 ½ J x 15		8,5	<b>93,70</b>	<b>R1-1835</b>	Fiat	500L/Living/Trekking	6 J x 16	30	7,8	<b>87,40</b>
<b>R1-1783</b>	Opel	Combo Combi/Tour	6 J x 15	40	8,2	<b>90,10</b>	<b>R1-1808</b>	Volkswagen	T5 Multivan/California/Caravelle	6 ½ J x 16			<b>98,20</b>	<b>R1-1838</b>	Hyundai	i10 (Facelift)	4,00 B x 13	63	5,3	<b>76,40</b>
<b>R1-1783</b>	Opel Veicoli commerciali	Combo-C	6 J x 15	40	8,2	<b>90,10</b>	<b>R1-1808</b>	Volkswagen	T6 Multivan/California/Caravelle	6 ½ J x 16			<b>98,20</b>	<b>R1-1843</b>	Chevrolet	Aveo	6 J x 15	40	8,1	<b>79,10</b>
<b>R1-1783</b>	Opel Veicoli commerciali	Corsa-C Van	6 J x 15	40	8,2	<b>90,10</b>	<b>R1-1808</b>	Volkswagen Veicoli commerciali	T5 Transporter	6 ½ J x 16			<b>98,20</b>	<b>R1-1844</b>	Dacia	Lodgy	5 ½ J x 14	54	7,2	<b>73,90</b>
<b>R1-1786</b>	Fiat	Doblò	6 J x 16	30	9,4	<b>89,00</b>	<b>R1-1808</b>	Volkswagen Veicoli commerciali	T6 Transporter	6 ½ J x 16			<b>98,20</b>	<b>R1-1845</b>	Dacia	Dokker/Express/Stepway	6 J x 15	40	7,4	<b>84,20</b>
<b>R1-1786</b>	Fiat Veicoli commerciali	Doblò Cargo/Maxi	6 J x 16	30	9,4	<b>89,00</b>	<b>R1-1809</b>	Volkswagen Veicoli commerciali	T5 BlueMotion	6 ½ J x 16		11,3	<b>94,60</b>	<b>R1-1845</b>	Dacia	Lodgy/Stepway	6 J x 15	40	7,4	<b>84,20</b>
<b>R1-1786</b>	Opel Veicoli commerciali	Combo-D	6 J x 16	30	9,4	<b>89,00</b>	<b>R1-1810</b>	Volkswagen	Beetle/Cabrio	6 ½ J x 16	40	8,2	<b>88,90</b>	<b>R1-1846</b>	Chevrolet	Aveo	6 J x 15	40	8,5	<b>79,10</b>
<b>R1-1790</b>	Hyundai	i20	5 ½ J x 14	63	7,2	<b>82,90</b>	<b>R1-1811</b>	Nissan	Evalia	5 ½ JJ x 14	54	8,0	<b>83,00</b>	<b>R1-1847</b>	Ford	B-Max	6 J x 15	40	6,8	<b>74,00</b>
<b>R1-1792</b>	Chevrolet	Captiva	6 ½ J x 16	34	11,0	<b>127,80</b>	<b>R1-1811</b>	Nissan Veicoli commerciali	NV200	5 ½ JJ x 14	54	8,0	<b>83,00</b>	<b>R1-1848</b>	Toyota	Yaris III	5 J x 14	48	6,1	<b>79,60</b>
<b>R1-1792</b>	Opel	Antara	6 ½ J x 16	34	11,0	<b>127,80</b>	<b>R1-1812</b>	Mercedes	CLA Klasse	6 ½ J x 16	30	8,4	<b>90,20</b>	<b>R1-1849</b>	Audi	A6/Avant	7 ½ J x 16	30	7,8	<b>87,10</b>
<b>R1-1793</b>	Mercedes	Viano	6 ½ J x 16	30	11,4	<b>123,60</b>	<b>R1-1812</b>	Mercedes	Classe A	6 ½ J x 16	40	8,4	<b>90,20</b>	<b>R1-1850</b>	Seat	Leon III	6 J x 15	40	7,3	<b>72,60</b>
<b>R1-1793</b>	Mercedes	Viano II (Facelift)	6 ½ J x 16	30	11,4	<b>123,60</b>	<b>R1-1812</b>	Mercedes	Classe B	6 ½ J x 16	30	8,4	<b>90,20</b>	<b>R1-1850</b>	Skoda	Octavia III	6 J x 15	40	7,3	<b>72,60</b>
<b>R1-1793</b>	Mercedes Veicoli commerciali	Vito E-CELL	6 ½ J x 16	30	11,4	<b>123,60</b>	<b>R1-1813</b>	Mercedes	Classe A	6 ½ J x 15	48	7,9	<b>78,00</b>	<b>R1-1850</b>	Volkswagen	Golf VII	6 J x 15	40	7,3	<b>72,60</b>
<b>R1-1793</b>	Mercedes Veicoli commerciali	Vito II	6 ½ J x 16	30	11,4	<b>123,60</b>	<b>R1-1813</b>	Mercedes	Classe B	6 ½ J x 15	40	7,9	<b>78,00</b>	<b>R1-1850</b>	Volkswagen	Golf VII Variant/Sportsvan	6 J x 15	40	7,3	<b>72,60</b>
<b>R1-1793</b>	Mercedes Veicoli commerciali	Vito II (Facelift)	6 ½ J x 16	30	11,4	<b>123,60</b>	<b>R1-1817</b>	Toyota	Yaris III	5 J x 15		6,8	<b>86,10</b>	<b>R1-1851</b>	Audi	A3/Sportback	6 J x 16	30	7,9	<b>87,00</b>
<b>R1-1794</b>	Nissan	Micra	5 ½ J x 14	48	7,2	<b>82,00</b>	<b>R1-1818</b>	Mazda	Mazda 5	6 ½ J x 16	30	10,6	<b>97,00</b>	<b>R1-1851</b>	Seat	Leon III	6 J x 16		7,9	<b>87,00</b>
<b>R1-1796</b>	Volkswagen Veicoli commerciali	Caddy/Kombi	6 J x 15		7,9	<b>75,80</b>	<b>R1-1819</b>	Kia	Picanto II	5 J x 14	54	6,2	<b>83,00</b>	<b>R1-1851</b>	Skoda	Octavia III	6 J x 16		7,9	<b>87,00</b>
<b>R1-1796</b>	Volkswagen Veicoli commerciali	Caddy/Maxi	6 J x 15		7,9	<b>75,80</b>	<b>R1-1821</b>	Kia	Sportage III	6 ½ J x 16	30	9,4	<b>101,30</b>	<b>R1-1851</b>	Volkswagen	Golf VII	6 J x 16		7,9	<b>87,00</b>
<b>R1-1798</b>	Piaggio	Porter	4 ½ J x 13		6,3	<b>76,00</b>	<b>R1-1821</b>	Kia	Sportage III	6 ½ J x 16	30	9,4	<b>101,30</b>	<b>R1-1851</b>	Volkswagen	Golf VII Variant/Sportsvan	6 J x 16		7,9	<b>87,00</b>
<b>R1-1799</b>	Nissan Veicoli commerciali	NV400	5 ½ J x 16	25	12,3	<b>128,00</b>	<b>R1-1822</b>	Mitsubishi	ASX	6 ½ JJ x 16	30	9,0	<b>106,00</b>	<b>R1-1852</b>	Audi	A3/Sportback	6 ½ J x 16	30	7,8	<b>87,00</b>

# ELENCO PER CODICE PRODOTTO



MW Aftermarket	Produttore	Modello	Misura ruota	Pezzi per paletta	Peso kg.	Prezzo EUR senza IVA	MW Aftermarket	Produttore	Modello	Misura ruota	Pezzi per paletta	Peso kg.	Prezzo EUR senza IVA	MW Aftermarket	Produttore	Modello	Misura ruota	Pezzi per paletta	Peso kg.	Prezzo EUR senza IVA
R1-1852	Seat	Leon III	6 1/2 J x 16		7,8	87,00	R1-1881	Peugeot	308/SW	6 1/2 J x 15	40	10,4	74,00	R1-1896	Fiat Veicoli commerciali	Talento	6 J x 16	30	10,8	94,90
R1-1852	Skoda	Octavia III	6 1/2 J x 16		7,8	87,00	R1-1882	Opel	Grandland-X	7 J x 16	30	7,8	85,30	R1-1896	Nissan Veicoli commerciali	NV300	6 J x 16	30	10,8	94,90
R1-1852	Volkswagen	Golf VII	6 1/2 J x 16		7,8	87,00	R1-1882	Peugeot	308/SW	7 J x 16	30	7,8	85,30	R1-1896	Opel Veicoli commerciali	Vivaro III	6 J x 16	30	10,8	94,90
R1-1852	Volkswagen	Golf VII Variant/Sportsvan	6 1/2 J x 16		7,8	87,00	R1-1883	Mazda	CX-3	6 1/2 J x 16	30	10,3	88,10	R1-1896	Renault Veicoli commerciali	Trafic III	6 J x 16		10,8	94,90
R1-1853	Hyundai	i30/i30cw	6 1/2 J x 16	30	9,3	94,20	R1-1883	Mazda	Mazda 3	6 1/2 J x 16	30	10,3	88,10	R1-1897	Nissan	Juke	6 1/2 JJ x 16	30	8,4	94,50
R1-1853	Kia	Cee'd/Pro Cee'd/Sporty Wagon	6 1/2 J x 16	30	9,3	94,20	R1-1884	Kia	Carens III	6 1/2 J x 16	30	9,5	92,00	R1-1897	Nissan	Leaf II	6 1/2 JJ x 16	30	8,4	94,50
R1-1855	Renault	Clio IV/Grandtour	6 J x 15		6,1	86,40	R1-1885	Honda	CR-V	6 1/2 J x 17	25	10,0	109,90	R1-1897	Nissan	Pulsar	6 1/2 JJ x 16	30	8,4	94,50
R1-1857	Honda	Civic	6 1/2 JJ x 16	30	9,7	89,50	R1-1886	Ford	Kuga II	6 1/2 J x 16	30	10,0	85,30	R1-1897	Nissan	Qashqai II	6 1/2 JJ x 16	30	8,4	94,50
R1-1859	Mercedes Veicoli commerciali	Sprinter II (Facelift)	5 1/2 J x 16	30	12,0	155,30	R1-1886	Ford	Tourneo Connect/Grand Tourneo Connect	6 1/2 J x 16	30	10,0	85,30	R1-1897	Renault	Kadjar/Kadjar XMOD	6 1/2 JJ x 16		8,4	94,50
R1-1859	Mercedes Veicoli commerciali	Sprinter III	5 1/2 J x 16	30	12,0	155,30	R1-1886	Ford Veicoli commerciali	Transit Connect	6 1/2 J x 16	30	10,0	85,30	R1-1898	Nissan	NV200 electric	6 J x 15	40	5,7	90,50
R1-1859	Volkswagen Veicoli commerciali	Crafter 35/50	5 1/2 J x 16	30	12,0	155,30	R1-1887	Citroen	Berlingo III	6 1/2 J x 16	30	7,9	81,10	R1-1900	Mitsubishi	Space Star	4 1/2 J x 14	54	5,7	63,70
R1-1860	Chevrolet	Aveo	5 1/2 J x 14	54	7,0	72,70	R1-1887	Citroen	C4 Picasso/Grand Picasso	6 1/2 J x 16	30	7,9	81,10	R1-1901	Hyundai	ix20	6 J x 15	40	7,8	83,70
R1-1861	Toyota	RAV4	6 1/2 J x 17		10,0	111,50	R1-1887	Citroen Veicoli commerciali	Berlingo III	6 1/2 J x 16	30	7,9	81,10	R1-1902	Hyundai	i10	4 1/2 J x 13	63	5,3	69,50
R1-1862	Toyota	Auris II/Touring Sport	6 1/2 J x 16	30	9,5	87,90	R1-1887	Opel	Combo Life	6 1/2 J x 16	30	7,9	81,10	R1-1903	Hyundai	i10	5 1/2 J x 14	54	6,4	71,20
R1-1862	Toyota	Corolla	6 1/2 J x 16	30	9,5	87,90	R1-1887	Opel Veicoli commerciali	Combo-E	6 1/2 J x 16	30	7,9	81,10	R1-1904	BMW	Serie 1 (F20/21)	6 1/2 J x 16	30	7,1	101,50
R1-1863	Ford Veicoli commerciali	Transit/Transit Custom	6 1/2 J x 15	40	10,1	94,60	R1-1887	Peugeot	Partner III/Rifter	6 1/2 J x 16	30	7,9	81,10	R1-1905	BMW	Serie 3 Lim/Touring (F30/31)	7 J x 16	30	8,4	90,80
R1-1864	Ford Veicoli commerciali	Transit/Transit Custom	6 1/2 J x 16	30	9,5	102,60	R1-1887	Peugeot Veicoli commerciali	Partner III/Rifter	6 1/2 J x 16	30	7,9	81,10	R1-1905	BMW	Serie 4 Grand Coupé (F36)	7 J x 16	30	8,4	90,80
R1-1865	Renault	Zoe	6 J x 15		6,5	80,10	R1-1888	Toyota	Auris II/Touring Sport	6 J x 15	40	8,1	76,40	R1-1906	BMW	Serie 1 (F20/21)	7 J x 16	30	8,0	101,50
R1-1866	Chevrolet	Trax	6 1/2 J x 16	30	8,4	87,60	R1-1889	Citroen	C3 Aircross	6 1/2 J x 15	40	6,5	76,90	R1-1906	BMW	Serie 2 Coupé/Cabrio (F22/F23))	7 J x 16	30	8,0	101,50
R1-1866	Opel	Mokka	6 1/2 J x 16	30	8,4	87,60	R1-1889	Citroen	C3 III	6 1/2 J x 15	40	6,5	76,90	R1-1907	Fiat	500L/Living/Trekking	6 J x 16	30	8,4	87,40
R1-1866	Opel	Mokka-X	6 1/2 J x 16	30	8,4	87,60	R1-1889	Citroen	C4 Cactus	6 1/2 J x 15	40	6,5	76,90	R1-1908	Citroen Veicoli commerciali	Jumper III	6 J x 15	40	10,1	95,10
R1-1867	Mazda	Mazda-6	6 1/2 J x 16	30	10,3	90,40	R1-1889	Opel	Crossland-X	6 1/2 J x 15	40	6,5	76,90	R1-1908	Fiat Veicoli commerciali	Ducato II/Maxi (Facelift)	6 J x 15	40	10,1	95,10
R1-1868	Subaru	Impreza	6 J x 15		10,1	85,00	R1-1889	Peugeot	2008	6 1/2 J x 15	40	6,5	76,90	R1-1908	Peugeot Veicoli commerciali	Boxer II (Facelift)	6 J x 15	40	10,1	95,10
R1-1871	Audi	A3 Limousine/Cabrio	6 1/2 J x 16	30	7,6	87,20	R1-1890	Citroen	C3 Aircross	6 1/2 J x 16	30	10,3	82,40	R1-1909	Citroen Veicoli commerciali	Jumper III	6 J x 16	30	11,8	117,00
R1-1872	Audi	A3/Sportback	7 J x 16	30	7,7	90,00	R1-1890	Citroen	C4 Cactus	6 1/2 J x 16	30	10,3	82,40	R1-1909	Fiat	Ducato	6 J x 16	30	11,8	117,00
R1-1873	Dacia	Logan II/MCV II/Sandero II	6 J x 15	40	6,4	75,80	R1-1890	Opel	Crossland-X	6 1/2 J x 16	30	10,3	82,40	R1-1909	Fiat Veicoli commerciali	Ducato Mj. 2014 (Light)	6 J x 16	30	11,8	117,00
R1-1875	Piaggio	Porter	4,50 B x 14		8,1	80,90	R1-1890	Peugeot	2008	6 1/2 J x 16	30	10,3	82,40	R1-1909	Peugeot Veicoli commerciali	Boxer II (Facelift) Light	6 J x 16	30	11,8	117,00
R1-1878	Suzuki	SX-4 S-Cross	6 J x 16	30	7,5	83,60	R1-1891	Nissan	Note II	5 1/2 J x 15	40	6,9	81,00	R1-1910	Citroen Veicoli commerciali	Jumper III	6 J x 16	30	13,1	117,00
R1-1880	Citroen	C4 Aircross	6 1/2 J x 16	30	9,2	97,10	R1-1892	Renault	Capture	6 1/2 J x 16		7,6	83,30	R1-1910	Fiat	Ducato	6 J x 16	30	13,1	117,00
R1-1880	Mitsubishi	Outlander III	6 1/2 J x 16	30	9,2	97,10	R1-1894	Renault Veicoli commerciali	Kangoo II	6 J x 15		8,1	82,00	R1-1910	Fiat Veicoli commerciali	Ducato II/Maxi(Facelift)	6 J x 16	30	13,1	117,00
R1-1880	Peugeot	4008	6 1/2 JJ x 16	30	9,2	97,10	R1-1896	Fiat	Talento	6 J x 16	30	10,8	94,90	R1-1910	Peugeot Veicoli commerciali	Boxer II (Facelift)	6 J x 16	30	13,1	117,00



<b>R1-1911</b>	Mercedes	Classe V/Marco Polo (W447)	6 ½ J x 16	30	9,7	<b>114,00</b>	<b>R1-1935</b>	Smart	Fortwo III (C453)	5 J x 15	48	5,4	<b>75,50</b>	<b>R1-1965</b>	Nissan	Navara Mj. 2016	6 J x 16	30	11,0	<b>98,90</b>
<b>R1-1911</b>	Mercedes Veicoli commerciali	Vito III/Tourer/Kasten/Mixto	6 ½ J x 16	30	9,7	<b>114,00</b>	<b>R1-1936</b>	Smart	Forfour II (W453)	5 ½ J x 15	48	5,7	<b>76,50</b>	<b>R1-1966</b>	Nissan	Navara Mj. 2016	7 J x 16	30	11,8	<b>111,70</b>
<b>R1-1912</b>	Mercedes	Classe V/Marco Polo (W447)	6 ½ J x 17	25	10,6	<b>122,00</b>	<b>R1-1936</b>	Smart	Fortwo III (C453)	5 ½ J x 15	48	5,7	<b>76,50</b>	<b>R1-1969</b>	Hyundai	ix35	6 ½ J x 16	30	10,3	<b>92,00</b>
<b>R1-1912</b>	Mercedes Veicoli commerciali	Vito III/Tourer/Kasten/Mixto	6 ½ J x 17	25	10,6	<b>122,00</b>	<b>R1-1937</b>	Renault	Twingo III	5 J x 15	48	5,4	<b>73,40</b>	<b>R1-1969</b>	Hyundai	Tucson	6 ½ J x 16	30	10,3	<b>92,00</b>
<b>R1-1913</b>	Iveco Veicoli commerciali	Iveco Daily/DailyE6/DailyE6-Hi-Matic	6 ½ J x 16	30	12,2	<b>149,10</b>	<b>R1-1938</b>	Renault	Twingo III	5 ½ J x 15	48	5,8	<b>74,40</b>	<b>R1-1970</b>	Hyundai	Sonata/Sonica	6 ½ J x 16	30	10,3	<b>116,40</b>
<b>R1-1914</b>	Kia	Venga	6 J x 15	40	5,5	<b>83,70</b>	<b>R1-1939</b>	Volkswagen	Polo GTI	6 J x 16		7,8	<b>86,00</b>	<b>R1-1970</b>	Hyundai	Tucson	6 ½ J x 16	30	10,3	<b>116,40</b>
<b>R1-1915</b>	Mini	Mini II One/Cabrio/Cooper	5 ½ J x 15	40	7,0	<b>88,50</b>	<b>R1-1940</b>	Ford	Eco Sport	6 J x 16	30	8,5	<b>93,00</b>	<b>R1-1970</b>	Kia	Magentis	6 ½ J x 16	30	10,3	<b>116,40</b>
<b>R1-1916</b>	BMW	Serie 2 Active Tourer (F45)	7 J x 16	30	8,5	<b>95,20</b>	<b>R1-1941</b>	Citroen	Jumper II Kombi/Minibus	6 J x 15	40	10,5	<b>95,10</b>	<b>R1-1970</b>	Kia	Sportage II	6 ½ J x 16	30	10,3	<b>116,40</b>
<b>R1-1918</b>	Fiat	500X	6 ½ J x 16	30	9,8	<b>87,40</b>	<b>R1-1941</b>	Citroen	Jumper Kombi	6 J x 15	40	10,5	<b>95,10</b>	<b>R1-1972</b>	Nissan Veicoli commerciali	Cabstar	5 J x 15	40	10,4	<b>97,50</b>
<b>R1-1918</b>	Jeep	Renegade	6 ½ J x 16	30	9,8	<b>87,40</b>	<b>R1-1941</b>	Citroen	Jumper Kombi	6 J x 15	40	10,5	<b>95,10</b>	<b>R1-1972</b>	Renault Veicoli commerciali	Maxity	5 J x 15		10,4	<b>97,50</b>
<b>R1-1919</b>	Mercedes	Classe C (W205)	6 J x 16	30	8,9	<b>85,00</b>	<b>R1-1941</b>	Citroen Veicoli commerciali	Jumper III	6 J x 15	40	10,5	<b>95,10</b>	<b>R1-1973</b>	Ford	Ranger	7 J x 16	30	15,5	<b>114,20</b>
<b>R1-1920</b>	Mercedes	GLA	6 ½ J x 17	25	9,4	<b>102,60</b>	<b>R1-1941</b>	Fiat Veicoli commerciali	Ducato Mj. 2014	6 J x 15	40	10,5	<b>95,10</b>	<b>R1-1974</b>	Ford	Ranger	7 ½ J x 17	25		<b>131,50</b>
<b>R1-1921</b>	Skoda	Superb III/Combi	6 ½ J x 16		8,1	<b>87,70</b>	<b>R1-1941</b>	Peugeot Veicoli commerciali	Boxer II (Facelift)	6 J x 15	40	10,5	<b>95,10</b>	<b>R1-1975</b>	Toyota	Hilux	6 J x 15		11,4	<b>107,60</b>
<b>R1-1921</b>	Volkswagen	Passat/Variant (Mj.2015)	6 ½ J x 16		8,1	<b>87,70</b>	<b>R1-1942</b>	Hyundai	i20 II	6 J x 15	48	7,6	<b>81,50</b>	<b>R1-1976</b>	Toyota	Hilux	6 J x 16		12,0	<b>126,10</b>
<b>R1-1922</b>	Ford	B-Max	6 J x 15	40	6,8	<b>74,00</b>	<b>R1-1943</b>	Toyota	Prius III	6 J x 16	36	9,1	<b>102,90</b>	<b>R1-1977</b>	Suzuki	Baleno	5 J x 15	48	6,6	<b>70,30</b>
<b>R1-1923</b>	Ford	EcoSport	6 J x 15	40	6,4	<b>74,20</b>	<b>R1-1944</b>	Jeep	Renegade	6 ½ J x 17	25	11,1	<b>89,70</b>	<b>R1-1978</b>	Kia	Sportage IV	6 ½ J x 16	30	10,4	<b>92,20</b>
<b>R1-1924</b>	Ford Veicoli commerciali	Transit	6 J x 16	30	14,7	<b>115,50</b>	<b>R1-1946</b>	Renault	Espace	7 J x 17		8,6	<b>109,80</b>	<b>R1-1979</b>	Audi	Q2	6 J x 16	30	8,0	<b>83,40</b>
<b>R1-1925</b>	Ford	Tourneo Courier	6 J x 15	40	9,0	<b>89,50</b>	<b>R1-1947</b>	Suzuki	SX-4 S-Cross	6 ½ J x 16	30	7,8	<b>84,70</b>	<b>R1-1979</b>	Seat	Ateca	6 J x 16		8,0	<b>83,40</b>
<b>R1-1925</b>	Ford Veicoli commerciali	Transit Courier	6 J x 15	40	9,0	<b>89,50</b>	<b>R1-1947</b>	Suzuki	Vitara	6 ½ J x 16	30	7,8	<b>84,70</b>	<b>R1-1979</b>	Skoda	Karoq	6 J x 16		8,0	<b>83,40</b>
<b>R1-1926</b>	Hyundai	ix35 (Facelift)	6 ½ J x 16	30	10,4	<b>95,80</b>	<b>R1-1948</b>	Ford	Galaxy III	7 ½ J x 17	20	12,9	<b>97,00</b>	<b>R1-1979</b>	Volkswagen	T-Roc	6 J x 16		8,0	<b>83,40</b>
<b>R1-1927</b>	Kia	Soul II	6 ½ J x 16	30	10,0	<b>95,50</b>	<b>R1-1948</b>	Ford	S-Max II	7 ½ J x 17	20	12,9	<b>97,00</b>	<b>R1-1980</b>	Citroen	Jumpy IV Spacetourer	7 J x 16	30	10,2	<b>85,20</b>
<b>R1-1928</b>	Kia	Sportage III (Facelift)	6 ½ J x 16	30	9,1	<b>95,50</b>	<b>R1-1949</b>	Honda	Jazz III	6 J x 15	48	7,1	<b>77,90</b>	<b>R1-1980</b>	Citroen Veicoli commerciali	Jumpy IV	7 J x 16	30	10,2	<b>85,20</b>
<b>R1-1929</b>	Mazda	Mazda 2	5 ½ J x 15	40	8,0	<b>80,30</b>	<b>R1-1950</b>	Hyundai Veicoli commerciali	H350	6 ½ J x 16	30	12,7	<b>110,40</b>	<b>R1-1980</b>	Peugeot	Expert Traveller	7 J x 16	30	10,2	<b>85,20</b>
<b>R1-1930</b>	Citroen	C1	4 ½ J x 14	54	6,6	<b>66,70</b>	<b>R1-1951</b>	Mitsubishi	Attrage	5 J x 14	54	5,7	<b>67,50</b>	<b>R1-1980</b>	Peugeot Veicoli commerciali	Expert III	7 J x 16	30	10,2	<b>85,20</b>
<b>R1-1930</b>	Peugeot	108	4 ½ J x 14	54	6,6	<b>66,70</b>	<b>R1-1952</b>	Opel	Astra-K/Sports Tourer	6 J x 15	40	7,8	<b>70,70</b>	<b>R1-1980</b>	Toyota Veicoli commerciali	ProAce/Pro Ace Verso	7 J x 16		10,2	<b>85,20</b>
<b>R1-1930</b>	Toyota	Aygo II	4 ½ J x 14		6,6	<b>66,70</b>	<b>R1-1953</b>	Opel	Astra-K/Sports Tourer	6 ½ J x 16	30	8,4	<b>83,50</b>	<b>R1-1981</b>	Seat	Tarraco	6 ½ J x 17		10,8	<b>98,90</b>
<b>R1-1931</b>	Citroen	C1	4 ½ J x 15	40	7,0	<b>77,60</b>	<b>R1-1954</b>	Opel	Karl/Karl Rocks	5 J x 14	48	6,2	<b>61,30</b>	<b>R1-1981</b>	Skoda	Kodiaq	6 ½ J x 17		10,8	<b>98,90</b>
<b>R1-1931</b>	Peugeot	108	4 ½ J x 15	40	7,0	<b>77,60</b>	<b>R1-1955</b>	Renault	Megane IV / Megane Grandtour	6 J x 15		7,3	<b>75,40</b>	<b>R1-1981</b>	Volkswagen	Tiguan II/Tiguan Allspace	6 ½ J x 17		10,8	<b>98,90</b>
<b>R1-1931</b>	Toyota	Aygo II	4 ½ J x 15	56	7,0	<b>77,60</b>	<b>R1-1956</b>	Renault	Megane IV / Megane Grandtour	6 ½ J x 16	30	6,7	<b>83,60</b>	<b>R1-1982</b>	Toyota	C-HR	6 ½ J x 17	25	11,0	<b>106,30</b>
<b>R1-1932</b>	Opel	Astra-J GTC	7 J x 17	25	10,0	<b>105,30</b>	<b>R1-1956</b>	Renault	Talisman/Grandtour	6 ½ J x 16	30	6,7	<b>83,60</b>	<b>R1-1983</b>	Ford	Kuga II	7 ½ J x 17	25	10,4	<b>96,90</b>
<b>R1-1932</b>	Opel	Cascada	7 J x 17	25	10,0	<b>105,30</b>	<b>R1-1957</b>	Suzuki	Celerio	5 J x 14		5,5	<b>64,30</b>	<b>R1-1984</b>	Renault	Scenic	6 ½ J x 20		11,7	<b>130,30</b>
<b>R1-1933</b>	Mercedes Veicoli commerciali	Sprinter II	8 ½ J x 16	30	17,1	<b>205,40</b>	<b>R1-1958</b>	Volkswagen	Touran II	6 ½ J x 16		9,3	<b>91,60</b>	<b>R1-1988</b>	Ford	Ka+	5 ½ J x 14	54	6,4	<b>63,10</b>
<b>R1-1934</b>	Opel	Insignia/Sports Tourer	7 J x 17	25	10,4	<b>107,80</b>	<b>R1-1962</b>	Jeep	Renegade	6 ½ J x 16	30	11,6	<b>113,30</b>	<b>R1-1989</b>	Ford	Ka+	6 J x 15	40	8,3	<b>69,70</b>
<b>R1-1934</b>	Saab	9-5	7 J x 17		10,4	<b>107,80</b>	<b>R1-1963</b>	Fiat	Tipo	6 J x 15	40	7,2	<b>70,40</b>	<b>R1-1992</b>	Mercedes	Classe C (W205)	6 ½ J x 16	30	8,6	<b>80,00</b>
<b>R1-1935</b>	Smart	Forfour II (W453)	5 J x 15	48	5,4	<b>75,50</b>	<b>R1-1964</b>	Fiat	Tipo	6 ½ J x 16	30	8,5	<b>85,10</b>	<b>R1-1996</b>	Citroen	C5 Aircross	7 J x 17	25	9,2	<b>100,40</b>









## MW Aftermarket srl

Via G. D'Annunzio 2 - 21010 Vizzola Ticino (VA) - Italy  
tel: +39 0331 232 111 - fax: +39 0331 232 199  
e-mail: [am-info@it.mw.gruppocln.com](mailto:am-info@it.mw.gruppocln.com)  
[www.gruppocln.com](http://www.gruppocln.com)

