

**designed for long distances**



# Tank builder

since 1963



## SMA SERBATOI S.p.A.

è un'azienda di Parma specializzata nella progettazione e nella fabbricazione di serbatoi metallici per autocarri e mezzi di trasporto vari, leader in Italia e tra i maggiori costruttori a livello europeo.

Il gruppo SMA opera con diversi stabilimenti produttivi per un totale di 16.000 mq. coperti dislocati su una superficie di oltre 75.000 mq. Lo staff è costituito da 250 persone e si avvale di una rete capillare di distributori e collaboratori in ambito nazionale ed internazionale.

L'obiettivo principale della SMA Serbatoi è la soddisfazione del cliente, raggiunta mediante un prodotto di alta qualità, affidabile e innovativo garantendo un elevato livello di servizio.

SMA collabora con le principali aziende industriali costruttrici di veicoli, fornendo serbatoi progettati appositamente secondo le specifiche tecniche del cliente, assicurando elevati standard industriali e di qualità.

SMA propone la più vasta gamma di serbatoi standard d'Europa tra cui scegliere la soluzione ideale per le proprie esigenze.

La distribuzione è affidata ai rivenditori autorizzati, che garantiscono un servizio sicuro e capillare.

SMA SERBATOI S.p.A. is a Company in Parma, Italy, specialized in the design and manufacture of metal tanks for trucks and other vehicles; we are the market leader in Italy and one of the largest in Europe.

SMA group has several plants of 16.000 covered sq metres with an overall surface of 75.000 sq metres.

SMA employs 250 people and has a large network of dealers, as well as a national and international team.

SMA has one goal customer satisfaction, attained by high quality products which are reliable and innovative and by an optimal service level.

SMA cooperates with the most important vehicles manufacturers to supply customized tanks, ensuring high industrial standard quality.

SMA has the largest range of tanks in Europe to enable the customer to choose the ideal solution for their requirements.

Distribution is carried out by fully trained dealers that can be relied upon for good service.

# qualità affidabilità servizio dal 1963

SMA propone la più vasta gamma di serbatoi per gasolio, per olio idraulico, misti e per aria compressa.

I serbatoi sono disponibili nei seguenti materiali: lamiera lucida verniciata, acciaio inossidabile, acciaio inossidabile fiorettato e lega leggera.

L'esperienza pluriennale nella progettazione e costruzione, unite all'affidabilità dimostrata sul campo, garantiscono un prodotto di alta qualità.

Tutti i serbatoi sono costruiti in conformità alle relative norme europee; i processi speciali di saldatura sono certificati dal Bureau Veritas, dal TÜV e dall'ASME. I serbatoi, inoltre, vengono collaudati singolarmente con prova di tenuta e garantiti da qualsiasi difetto di costruzione.

Per il gasolio, SMA realizza serbatoi sia di tipo originale per le marche Om, Fiat, Iveco e Mercedes che serbatoi di tipo maggiorato per tutte le marche europee di veicoli.



## QUALITY, RELIABILITY, SERVICE since 1963

SMA have a comprehensive range of fuel tanks, oil tanks, combitanks and air reservoirs.

Tanks are available in several materials, steel, stainless steel, chased stainless steel and aluminium.

Our long experience in design and building, in combination with reliability in the field, guarantee an high quality finished product.

Tanks are made in accordance with European directives; special welding processes are certified from the Bureau Veritas, TÜV and Asme. Tanks are singularly leak tested and are guaranteed free from any construction faults.

SMA manufactures both original fuel tanks for OM, Fiat, Iveco, Mercedes and oversize fuel tanks for all brands of European Trucks.



<b>SERBATOI GASOLIO TIPO ORIGINALE</b>	4
ORIGINAL TYPE FUEL TANKS	
IVECO FIAT OM	4
MERCEDES	5



<b>SERBATOI GASOLIO MAGGIORATI</b>	6
OVERSIZE FUEL TANKS	
IVECO	8
SCANIA	28
NISSAN	40
MERCEDES	43
VOLVO	62
DAF	72
MAN	85
RENAULT	98



<b>SERBATOI MISTI OLIO e GASOLIO</b>	112
COMBITANKS	



<b>SERBATOI OLIO IDRAULICO</b>	113
OIL TANKS	



<b>SERBATOI ARIA COMPRESSA</b>	117
AIR RESERVOIRS	



<b>SERBATOI SPECIALI e ACCESSORI</b>	120
SPECIAL TANKS and ACCESSORIES	
Serbatoi per acqua/water tanks	120
Serbatoio gasolio per semirimorchi frigo/fuel tank for frigo semi-trailers	120
Tappi/caps	121
Pompe di travaso/transfer pumps	122
Antifurto per bocchettone/antitheft for filler neck	122
Altri accessori/other accessories	123

<b>DISTRIBUTORI SMA/DEALERS</b>	124
---------------------------------	-----

# TIPO ORIGINALE/ORIGINAL TYPE



## LEGENDA:

PC: Passo corto  
UT: Ultimo tipo  
N, NC, NR: Autocarro  
TR, NT: Trattore

## READING:

PC: Short wheelbase  
UT: Last model  
N, NC, NR: Chassis  
TR, NT: Tractor

## IVECO - FIAT - OM

RIF. REF.	VEICOLI VEHICLES	LT.	HxPxL cm	CODICE CODE
<b>AUTOCARRI/TRUCKS</b>				
0005	616N - 616N1 - 625N - 625N1 - 625N2	50	24x39x63	1.053
0010	40.35 - 40NC - 50NC - 55NC - 60NC	56	24X36X75	1.056
0015	LUPETTO - CERBIATTO - DAINO	56	24X36X75	1.057
0020	DAILY 1° serie - GRINTA 1° serie	56	24x36x75	1.065
0025	DAILY 2° serie - GRINTA 2° serie	56	24x36x75	1.066
0030	DAILY furgone - GRINTA furgone	56	24x36x75	1.067
0035	DAILY EXPORT 1° serie	70	29x36x75	1.070
0040	DAILY EXPORT 2° serie	70	29x36x75	1.071
0045	DAILY EXPORT FURGONE	70	29x36x75	1.072
0050	DAILY Flangia 6 fori/6 holes flange	70	27x41x75	1.073
0055	DAILY TURBO Flangia dentellata grande/Large VDO flange	70	27x41x75	1.075
0060	65NC - 70NC - 79.13 - 80NC - 90NC - OM N100	82	31x38x80	1.080
0065	TIGROTTO 55 q.li	82	31x38x80	1.081
0070	650N1 - 650N2 - 650N3 - 655N - 662N - 662N1 - 662N2 - 672N	90	31x45x75	1.091
0075	65 - 79 - 80 - 90 - 100 GAMMA Z Flangia dentellata grande/Large VDO flange	90	32x46x75	1.093
0080	140.14 - 150.14	95	35x46x66	1.097
0085	643 - 684 - 160 Trattore/Tractor	120	37x57x70	1.120
0090	OM100 - OM120 - OM110 NC - OM130 NC - OM130 PC	120	ø 42x80	1.123
0095	690TR - 691TR - 180TR - 110NR - 110NT - 130NR - 130NT	130	31x45x110	1.130
0100	109.14 - 110.15 - 115.17 - 135.17 - 140.17 - 145.17 - 150.17 Flangia 6 fori/6 holes flange	135	35x46x92	1.135
0105	109.14UT - 110.15UT - 115.17UT - 135.17UT - 140.17UT - 145.17UT - 150.17UT Flangia dentellata grande/Large VDO flange	135	35x46x92	1.137
0110	690N - 690N1 - 690N2 - 690N3 - 691N - 691N1	140	31x45x116	1.146
0115	643N - 643N1 - 693N - 693TR - 683TR - 619TR - 684N - 684N1 - 697N - 697N1 - 697TR - 300PC - 300PT	180	37x57x100	1.180
0120	150NC - 150.20 - 159.20 - 160.26 - 180.24 - 180.26	210	53x65x69	1.211
0125	682N4 - 619N - 619N1 - 683N - 683N1	250	37x57x135	1.258

# TIPO ORIGINALE/ORIGINAL TYPE

## IVECO - FIAT - OM

RIF. REF.	VEICOLI VEHICLES	LT.	HxPxL cm	CODICE CODE
<b>AUTOCARRI/TRUCKS</b>				
0130	190.26 - 190.30 - 190.32 - 190.36 - 190.38 2° serie - 190.42 - 190.48 Flangia dentellata piccola/Small VDO flange	300	63x69x71	1.313
0135	170.26 - 170.33 - 170.35 - 190.33 - 190.35 - 190.38 1° serie - MAGIRUS 360	300	53x65x97	1.320
0140	330.26 - 330.35 MAGIRUS	300	48x65x100	1.330
0145	MAGIRUS 330.30 - MAGIRUS 330.36 - 190 EUROTRAKKER - 380 EUROTRAKKER - 410 EUROTRAKKER - 720 EUROTRAKKER Flangia dentellata piccola/Small VDO flange	300	48x65x100	1.331
0150	190.26 - 190.30 - 190.32 - 190.36 - 190.38 2° serie - 190.42 - 190.48 Flangia dentellata piccola/Small VDO flange	380	63x69x100	1.380
0155	170.26 - 170.33 - 170.35 - 190.33 - 190.35 EXPORT	400	53x65x130	1.412
0160	190.26 - 190.30 - 190.32 - 190.36 - 190.38 2° serie - 190.42 - 190.48 Flangia dentellata piccola/Small VDO flange	500	63x69x130	1.507
0165	190.26 - 190.30 - 190.32 - 190.36 - 190.38 2° serie - 190.42 - 190.48 Flangia dentellata piccola/Small VDO flange - c/incavo w/notch	560	63x69x138	1.561

## IVECO

RIF. REF.	VEICOLI VEHICLES	LT.	HxPxL cm	CODICE CODE
<b>AUTOBUS/COACH</b>				
0170	370 Autobus/Coach	300	53x65x97	1.325

## MERCEDES

RIF. REF.	VEICOLI VEHICLES	LT.	HxPxL cm	CODICE CODE
<b>AUTOCARRI/TRUCKS</b>				
0175	2026 - 2032	100	54x62x32	1.107
0180	1625 - 1626 - 1632	200	54x62x62	1.207
0185	1625 - 1626 - 1632 - 2026 - 2028 - 2032 - 2033 - 2036 - 2225 - 2228 - 2233 - 2236 - 2238	300	54x62x96	1.307
0190	1013 - 1019 - 1113 - 1219 - 1319 - 1424 - 1513 - 1613 - 1638 - 1719 - 1919 - 1938 - 2026 - 2036 - 2219 - 2238 - 2624 - 2632 - 2828 - 2838	400	54x62x127	1.407

# SERBATOI GASOLIO MAGGIORATI/OVERSIZED FUEL TANKS

I serbatoi maggiorati sono prodotti con capacità che vanno da 90 a 1000 litri.

Sono realizzati in differenti materiali: lamiera lucida verniciata (FERRO), acciaio inossidabile (INOX), acciaio inossidabile fiorettato (INOX FIOR.), lega leggera (ALLUMINIO).

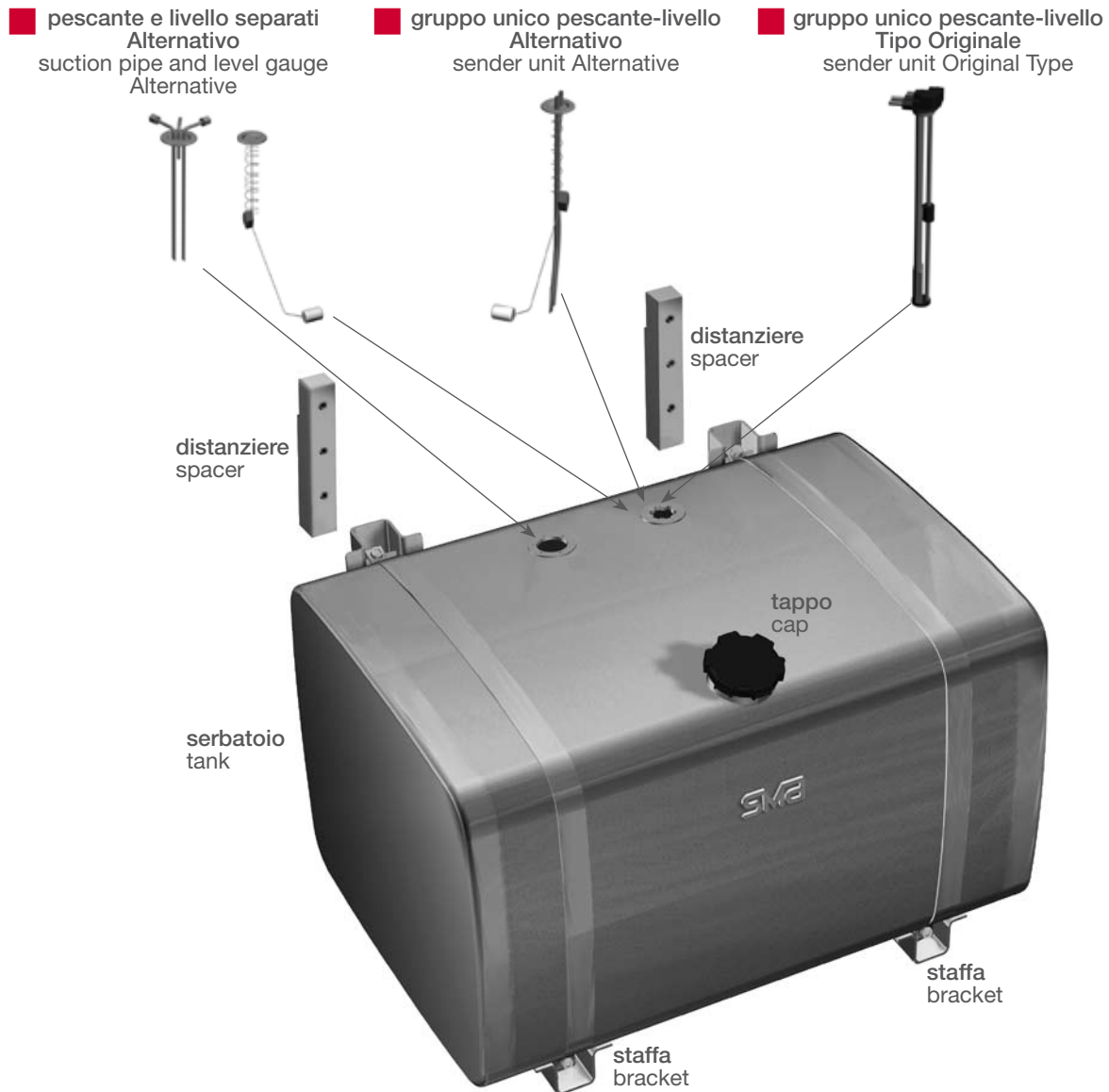
I serbatoi sono conformi alle prescrizioni del Ministero dei Trasporti e vengono forniti con Certificato di Approvazione.

La proposta SMA prevede un kit di componenti specifico per ogni veicolo e assicura un semplice montaggio:

**STAFFE:** il kit di staffe complete include i supporti, le relative fasce, gomme, viti e, ove necessario, distanzieri per lo chassis. Generalmente, i serbatoi fino a 600 litri prevedono una coppia di staffe; quelli oltre i 600 litri sono forniti con tre staffe. Eventuali diverse configurazioni sono specificate nel catalogo.

**PESCANTE e LIVELLO:** vengono proposti in due versioni, "Tipo Originale" per garantire massima qualità e semplicità di montaggio oppure "Alternativo" più economico.

**SFIATO AGGIUNTIVO:** per i serbatoio usati come supplementari (vedi pag. 123).



Oversize fuel tanks are manufactured with capacity between 90 and 1000 litres.

Tanks are made from different materials: steel, stainless steel, chased stainless steel and aluminium.

SMA supply a kit of accessories specifically designed for every kind of vehicle to ensure correct and easy fitting:

**BRACKETS:** the kit includes supports, straps, rubbers, screws and chassis spacers if necessary.

Generally, tanks up to 600lt capacity require two brackets; over 600lt capacity they are supplied with 3 brackets; different shaping are listed in the catalogue.

**SUCTION PIPE and LEVEL GAUGE:** we suggest 2 different types, Original Type to ensure top quality and easy mounting or Alternative, cheaper.

**ADDITIONAL BREATHER:** for supplementary tanks (see pag. 123).



# SERBATOI GASOLIO MAGGIORATI/OVERSIZED FUEL TANKS

## CONSULTAZIONE CATALOGO/CATALOGUE

Nelle pagine seguenti sono elencate le proposte per i vari veicoli identificate da un riferimento (RIF.) necessario per la consultazione del Listino Prezzi. Tale riferimento varia per serbatoi di differente capacità (LT.= Litri) e dimensioni (HxPxL) o con diverso pescante e livello. A parità di riferimento è poi possibile scegliere tra diversi materiali, pertanto la specifica proposta è identificata solo dal codice (COD.).

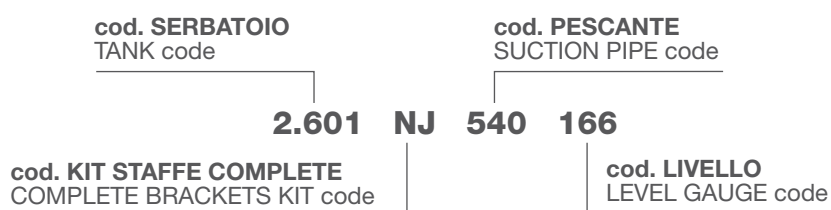
Nelle ordinazioni occorre citare sempre il numero di codice.

In the next pages you find our proposal with the reference numbers (REF.) related to vehicles to enable the price of individual items to be looked up easily. The references vary for tanks with different capacities (LT.=Litres), and dimensions (HxPxL) or with different suction pipe and level gauge. Using the same reference it is possible to choose between different materials so the specific solutions can be identified from the code alone. For all orders always use our code number.

Es. <b>STRALIS</b>						
RIF. REF.	LT.	HxPxL cm	COD. FERRO STEEL CODE	COD. INOX ST. STEEL CODE	COD. INOX FIOR. ST. STEEL CHASED	COD. ALLUMINIO ALUMINIUM CODE
<b>190 - 260 SERBATOIO PRINCIPALE/MAIN TANK</b>						
0980	600	50x72x185	-	-	-	<b>8.600 6B W45</b>
0985	600	60x60x175	<b>2.601 NJ 540 166</b>	<b>3.601 PJ 540 166</b>	<b>3F601 PJ 540 166</b>	<b>8.601 PJ 540 166</b>
0986	600	60x60x175	<b>2.601 NJ W02</b>	<b>3.601 PJ W02</b>	<b>3F601 PJ W02</b>	<b>8.601 PJ W02</b>

Il codice permette anche di identificare i diversi componenti previsti secondo il sistema spiegato di seguito.

The code also identifies different components in the way explained below.



Es.	
<b>2.601 NJ 540 166</b>	Serbatoio con staffe, pescante e livello separati di tipo Alternativo Tank with brackets, suction pipe and level gauge Alternative
<b>2.601 NJ W02</b>	Serbatoio con staffe e gruppo unico pescante-livello di Tipo Originale. Il codice è in rosso Tank with brackets and sender unit Original Type on red colour
<b>2.500 71 044</b>	Serbatoio con staffe e gruppo unico pescante-livello di tipo Alternativo Tank with brackets and sender unit Alternative
<b>2.204 71</b>	Serbatoio con staffe senza pescante nè livello; trattasi di serbatoio che usa il gruppo pescante-livello originale oppure di serbatoio supplementare Tank with brackets, without sender unit; this tank uses the original sender unit or is a supplementary tank

Il serbatoio e i relativi componenti sono ordinabili separatamente. Il Listino Prezzi specifica per ogni proposta i prezzi di tre diverse configurazioni:

**NUDO:** solo serbatoio con tappo (es. codice 2.601)

**CON STAFFE:** serbatoio con tappo e kit di staffe complete (es. codice 2.601 NJ)

**COMPLETO:** serbatoio con tappo, kit di staffe complete, pescante e indicatore livello (es. codice 2.601 NJ 540 166 oppure 2.601 NJ W02)

Tanks and their accessories can be ordered separately.

The Price List for every item specifies prices in 3 ways:

**SINGLE:** tank with cap (corresponds to the code 2.601)

**WITH BRACKETS:** tank with cap and complete bracket kit (corresponds to the code 2.601 NJ)

**COMPLETE:** tank with cap, complete brackets kit, suction pipe and level gauge (corresponds to the code 2.601 NJ 540 166 or 2.601 NJ W02 or 2.50071 044)

Il catalogo è frutto di un attento studio e verifica sui diversi veicoli. Tuttavia, per varie circostanze, gli spazi disponibili sugli stessi possono variare. Prima di procedere all'ordinazione, è necessario verificare che lo spazio utile sia sufficiente per il serbatoio scelto. In particolare, nel caso di serbatoi supplementari, la proposta SMA si limita ai serbatoi specificamente studiati per l'utilizzo su un determinato autocarro. Spesso però, i serbatoi principali elencati possono essere utilizzati anche come supplementari, salvo verifica dello spazio disponibile sul veicolo.

The catalogue is the result of careful design and control of the different vehicles. In some circumstances, available space on the truck can vary. Before finalising your order, please ensure the space on the vehicle is suitable for the tank. Particularly, for a supplementary tank, SMA offer is limited to the ones specifically designed for each truck. However main tanks within the catalogue, can often be used as supplementary tanks, subject to checking of available space on the vehicle.





**DAILY**

veicoli prodotti dal 1978 al 1990  
vehicles manufactured from 1978 to 1990  
pag. 10



**NEW DAILY**

veicoli prodotti dal 1990 al 1999  
vehicles manufactured from 1990 to 1999  
pag. 10



**DAILY 99**

veicoli prodotti dal 1999 al 2006  
vehicles manufactured from 1999 to 2006  
pag. 10



**DAILY 2006**

veicoli prodotti dal 2006  
vehicles manufactured from 2006  
pag. 11



**EUROCARGO**

pag. 11



**EUROCARGO EURO 5**

pag. 12



**EUROTECH**

pag. 13



**EUROSTAR**

pag. 14



**EUROTRAKKER**  
pag. 15



**FIAT**  
pag. 16



**GAMMA Z**  
pag. 19



**OM**  
pag. 20



**STRALIS**  
pag. 20



**TRAKKER**  
pag. 23



**TURBO**  
pag. 24



**TURBOTECH-TURBOSTAR**  
pag. 26

## DAILY

RIF. REF.	LT.	HxPxL cm	COD. FERRO STEEL CODE	COD. INOX ST. STEEL CODE	COD. INOX FIOR. ST. STEEL CHASED	COD. ALLUMINIO ALUMINIUM CODE
-----------	-----	----------	-----------------------	--------------------------	----------------------------------	-------------------------------

### 1A SERIE/1ST SERIE

0195	90	31x45x75	2.091 11 213	3.091 NN 213	3F091 NN 213	-
0200	100	31x45x85	2.101 11 213	3.101 NN 213	3F101 NN 213	-
0205	120	31x45x100	2.124 11 213	3.124 NN 213	3F124 NN 213	-
0210	140	31x45x116	2.143 11 213	3.143 NN 213	3F143 NN 213	-
0215	160	31x45x135	2.164 11 213	3.164 NN 213	3F164 NN 213	-

### 2A SERIE/2ND SERIE

0220	90	31x45x75	2.091 11 020	3.091 NN 020	3F091 NN 020	-
0225	100	31x45x85	2.101 11 020	3.101 NN 020	3F101 NN 020	-
0230	120	31x45x100	2.124 11 020	3.124 NN 020	3F124 NN 020	-
0235	140	31x45x116	2.143 11 020	3.143 NN 020	3F143 NN 020	-

## NEW DAILY

RIF. REF.	LT.	HxPxL cm	COD. FERRO STEEL CODE	COD. INOX ST. STEEL CODE	COD. INOX FIOR. ST. STEEL CHASED	COD. ALLUMINIO ALUMINIUM CODE
-----------	-----	----------	-----------------------	--------------------------	----------------------------------	-------------------------------

### 30.8 - 35.8 - 35.10 - 35.12 - 40.10 - 49.12 - 59.12 CABINATI/CHASSIS

0240	90	31x45x75	2.091 11 045	3.091 NN 045	3F091 NN 045	-
0245	100	31x45x85	2.101 11 045	3.101 NN 045	3F101 NN 045	-
0250	120	31x45x100	2.124 11 045	3.124 NN 045	3F124 NN 045	-
0255	140	31x45x116	2.143 11 045	3.143 NN 045	3F143 NN 045	-
0260	160	31x45x135	2.164 11 045	3.164 NN 045	3F164 NN 045	-

## DAILY 99

RIF. REF.	LT.	HxPxL cm	COD. FERRO STEEL CODE	COD. INOX ST. STEEL CODE	COD. INOX FIOR. ST. STEEL CHASED	COD. ALLUMINIO ALUMINIUM CODE
-----------	-----	----------	-----------------------	--------------------------	----------------------------------	-------------------------------

### 29L CABINATO/CHASSIS

0240	90	31x45x75	2.091 11 045	3.091 NN 045	3F091 NN 045	-
0245	100	31x45x85	2.101 11 045	3.101 NN 045	3F101 NN 045	-
0250	120	31x45x100	2.124 11 045	3.124 NN 045	3F124 NN 045	-
0255	140	31x45x116	2.143 11 045	3.143 NN 045	3F143 NN 045	-

### 35C - 35S - 50C - 60C - 65C CABINATI/CHASSIS

0240	90	31x45x75	2.091 11 045	3.091 NN 045	3F091 NN 045	-
0245	100	31x45x85	2.101 11 045	3.101 NN 045	3F101 NN 045	-
0250	120	31x45x100	2.124 11 045	3.124 NN 045	3F124 NN 045	-
0255	140	31x45x116	2.143 11 045	3.143 NN 045	3F143 NN 045	-
0260	160	31x45x135	2.164 11 045	3.164 NN 045	3F164 NN 045	-

### 35C - 35S - 50C - 60C - 65C FURGONI/VAN

0265	140	29x39x150	2.142 YK (*)	3.142 JK (*)	-	-
0270	170	29x39x180	2.171 YY (*) <sup>(°)</sup>	3.171 JY (*) <sup>(°)</sup>	-	-

\*Per il completamento del serbatoio, utilizzare il gruppo pescante-livello d'origine

\*To complete the tank, use the original suction unit

° Serbatoio fornito con kit di fissaggio costituito da 2 fasce (da montare sui supporti originali) ed 1 staffa completa

° Tank supplied with 2 straps fixing kit (to fit on the original supports) and 1 complete bracket

## DAILY 2006

RIF. REF.	LT.	HxPxL cm	COD. FERRO STEEL CODE	COD. INOX ST. STEEL CODE	COD. INOX FIOR. ST. STEEL CHASED	COD. ALLUMINIO ALUMINIUM CODE
<b>29L CABINATO/CHASSIS</b>						
0275	100	28x52x80	2.100 20 (*)	-	-	8.100 CB (*)
0285	110	28x39x120	2.104 12 (*)	3.104 NO (*)	-	-
0280	150	28x52x113	2.155 20 (*)	-	-	8.155 CB (*)
<b>29L FURGONE/VAN</b>						
0285	110	28x39x120	2.104 12 (*)	3.104 NO (*)	-	-
<b>35C - 35S - 50C - 60C - 65C CABINATI/CHASSIS</b>						
0275	100	28x52x80	2.100 20 (*)	-	-	8.100 CB (*)
0285	110	28x39x120	2.104 12 (*)	3.104 NO (*)	-	-
0295	135	28x39x150	2.130 12 (*)	3.130 NO (*)	-	-
0280	150	28x52x113	2.155 20 (*)	-	-	8.155 CB (*)
0300	160	28x39x180	2.160 5N (*) <sup>(°)</sup>	3.160 6N (*) <sup>(°)</sup>	-	-
0290	180	28x52x135	-	-	-	8.180 CB (*)
<b>35C - 35S - 50C - 60C - 65C FURGONI/VAN</b>						
0285	110	28x39x120	2.104 12 (*)	3.104 NO (*)	-	-
0295	135	28x39x150	2.130 12 (*)	3.130 NO (*)	-	-
0300	160	28x39x180	2.160 5N (*) <sup>(°)</sup>	3.160 6N (*) <sup>(°)</sup>	-	-

\*Per il completamento del serbatoio, utilizzare il gruppo pescante-livello d'origine  
\*To complete the tank, use the original suction unit

°Serbatoio fornito con kit fissaggio 3 staffe  
°Tank supplied with 3 brackets fixing kit

## EUROCARGO

RIF. REF.	LT.	HxPxL cm	COD. FERRO STEEL CODE	COD. INOX ST. STEEL CODE	COD. INOX FIOR. ST. STEEL CHASED	COD. ALLUMINIO ALUMINIUM CODE
<b>60 - 65 - 75 - 80 - 90</b>						
0305	160	43x53x85	2.161 18 041	3.161 NU 041	3F161 NU 041	8.161 NU 041
0310	180	43x53x90	2.182 18 041	3.182 NU 041	3F182 NU 041	8.182 NU 041
0315	200	43x53x100	2.200 18 041	3.200 NU 041	3F200 NU 041	8.200 NU 041
0320	250	43x53x125	2.250 19 041	3.250 NV 041	3F250 NV 041	8.250 NV 041
0325	250	48x59x100	2.253 23 042	3.253 OP 042	3F253 OP 042	-
0330	260	43x65x100	-	-	-	8.261 OT 041
0335	300	43x53x150	2.306 19 041	3.306 NV 041	3F306 NV 041	8.309 NV 041
<b>95 - 135 - 280 - 320</b>						
0305	160	43x53x85	2.161 18 041	3.161 NU 041	3F161 NU 041	8.161 NU 041
0310	180	43x53x90	2.182 18 041	3.182 NU 041	3F182 NU 041	8.182 NU 041
0315	200	43x53x100	2.200 18 041	3.200 NU 041	3F200 NU 041	8.200 NU 041
0320	250	43x53x125	2.250 19 041	3.250 NV 041	3F250 NV 041	8.250 NV 041
0325	250	48x59x100	2.253 23 042	3.253 OP 042	3F253 OP 042	-
0330	260	43x65x100	-	-	-	8.261 OT 041
0335	300	43x53x150	2.306 19 041	3.306 NV 041	3F306 NV 041	8.309 NV 041
0340	300	60x60x95	2.322 71 044	3.322 TN 044	-	8.322 TN 044
0345	300	54x60x108	2.323 31 043	3.323 PN 043	3F323 PN 043	-
0350	300	43x65x118	-	-	-	8.311 OT 041
0355	350	54x60x125	2.352 31 043	3.352 PN 043	3F352 PN 043	-
0360	400	60x60x125	2.400 71 044	3.400 TN 044	-	8.400 TN 044
0365	400	43x65x157	-	-	-	8.411 OT 041

## EUROCARGO

RIF. REF.	LT.	HxPxL cm	COD. FERRO STEEL CODE	COD. INOX ST. STEEL CODE	COD. INOX FIOR. ST. STEEL CHASD	COD. ALLUMINIO ALUMINIUM CODE
<b>95 - 135 - 280 - 320</b>						
0370	420	54x60x150	2.441 31 043	3.441 PN 043	3F441 PN 043	-
0375	500	60x60x150	2.500 71 044	3.500 TN 044	3F500 TN 044	8.500 TN 044
<b>100 - 110 - 120 - 130 - 140 - 150 - 160 - 170 - 180</b>						
0305	160	43x53x85	2.161 18 041	3.161 NU 041	3F161 NU 041	8.161 NU 041
0310	180	43x53x90	2.182 18 041	3.182 NU 041	3F182 NU 041	8.182 NU 041
0315	200	43x53x100	2.200 18 041	3.200 NU 041	3F200 NU 041	8.200 NU 041
0320	250	43x53x125	2.250 19 041	3.250 NV 041	3F250 NV 041	8.250 NV 041
0325	250	48x59x100	2.253 23 042	3.253 OP 042	3F253 OP 042	-
0330	260	43x65x100	-	-	-	8.261 OT 041
0335	300	43x53x150	2.306 19 041	3.306 NV 041	3F306 NV 041	8.309 NV 041
0340	300	60x60x95	2.322 71 044	3.322 TN 044	-	8.322 TN 044
0345	300	54x60x108	2.323 31 043	3.323 PN 043	3F323 PN 043	-
0350	300	43x65x118	-	-	-	8.311 OT 041
0355	350	54x60x125	2.352 31 043	3.352 PN 043	3F352 PN 043	-
0360	400	60x60x125	2.400 71 044	3.400 TN 044	-	8.400 TN 044
0365	400	43x65x157	-	-	-	8.411 OT 041
0370	420	54x60x150	2.441 31 043	3.441 PN 043	3F441 PN 043	-
0375	500	60x60x150	2.500 71 044	3.500 TN 044	3F500 TN 044	8.500 TN 044
0380	500	43x65x195	-	-	-	8.511 J6 041 (°)

°Serbatoio fornito con kit fissaggio 3 staffe

°Tank supplied with 3 brackets fixing kit

## EUROCARGO EURO 5

RIF. REF.	LT.	HxPxL cm	COD. FERRO STEEL CODE	COD. INOX ST. STEEL CODE	COD. INOX FIOR. ST. STEEL CHASD	COD. ALLUMINIO ALUMINIUM CODE
<b>60 - 65 - 75 - 80 - 90 - 100</b>						
0385	160	43x53x85	2.162 21 110 040	3.162 ON 110 040	3F162 ON 110 040	8.162 ON 110 040
0386	160	43x53x85	<b>2.161 21 076</b>	<b>3.161 ON 076</b>	<b>3F161 ON 076</b>	<b>8.161 ON 076</b>
0390	180	43x53x90	2.181 21 110 040	3.181 ON 110 040	3F181 ON 110 040	8.181 ON 110 040
0391	180	43x53x90	<b>2.182 21 076</b>	<b>3.182 ON 076</b>	<b>3F182 ON 076</b>	<b>8.182 ON 076</b>
0395	200	43x53x100	2.201 21 110 040	3.201 ON 110 040	3F201 ON 110 040	8.201 ON 110 040
0396	200	43x53x100	<b>2.200 21 076</b>	<b>3.200 ON 076</b>	<b>3F200 ON 076</b>	<b>8.200 ON 076</b>
0400	250	43x53x125	2.251 21 110 040	3.251 ON 110 040	3F251 ON 110 040	8.251 ON 110 040
0401	250	43x53x125	<b>2.250 21 076</b>	<b>3.250 ON 076</b>	<b>3F250 ON 076</b>	<b>8.250 ON 076</b>
0405	250	48x59x100	2.252 23 111 041	3.252 OP 111 041	3F252 OP 111 041	-
0406	250	48x59x100	<b>2.253 23 077</b>	<b>3.253 OP 077</b>	<b>3F253 OP 077</b>	-
0410	260	43x65x100	-	-	-	8.261 OT 110 040
0411	260	43x65x100	-	-	-	<b>8.261 OT 076</b>
0415	300	43x53x150	2.300 21 110 040	3.300 ON 110 040	3F300 ON 110 040	8.300 ON 110 040
0416	300	43x53x150	<b>2.306 21 076</b>	<b>3.306 ON 076</b>	<b>3F306 ON 076</b>	<b>8.309 ON 076</b>
<b>120 - 130 - 140 - 150 - 160 - 180</b>						
0385	160	43x53x85	2.162 21 110 040	3.162 ON 110 040	3F162 ON 110 040	8.162 ON 110 040
0386	160	43x53x85	<b>2.161 21 076</b>	<b>3.161 ON 076</b>	<b>3F161 ON 076</b>	<b>8.161 ON 076</b>
0390	180	43x53x90	2.181 21 110 040	3.181 ON 110 040	3F181 ON 110 040	8.181 ON 110 040
0391	180	43x53x90	<b>2.182 21 076</b>	<b>3.182 ON 076</b>	<b>3F182 ON 076</b>	<b>8.182 ON 076</b>

## EUROCARGO EURO 5

RIF. REF.	LT.	HxPxL cm	COD. FERRO STEEL CODE	COD. INOX ST. STEEL CODE	COD. INOX FIOR. ST. STEEL CHASD	COD. ALLUMINIO ALUMINIUM CODE
<b>120 - 130 - 140 - 150 - 160 - 180</b>						
0395	200	43x53x100	2.201 21 110 040	3.201 ON 110 040	3F201 ON 110 040	8.201 ON 110 040
0396	200	43x53x100	<b>2.200 21 076</b>	<b>3.200 ON 076</b>	<b>3F200 ON 076</b>	<b>8.200 ON 076</b>
0400	250	43x53x125	2.251 21 110 040	3.251 ON 110 040	3F251 ON 110 040	8.251 ON 110 040
0401	250	43x53x125	<b>2.250 21 076</b>	<b>3.250 ON 076</b>	<b>3F250 ON 076</b>	<b>8.250 ON 076</b>
0405	250	48x59x100	2.252 23 111 041	3.252 OP 111 041	3F252 OP 111 041	-
0406	250	48x59x100	<b>2.253 23 077</b>	<b>3.253 OP 077</b>	<b>3F253 OP 077</b>	-
0410	260	43x65x100	-	-	-	8.261 OT 110 040
0411	260	43x65x100	-	-	-	<b>8.261 OT 076</b>
0415	300	43x53x150	2.300 21 110 040	3.300 ON 110 040	3F300 ON 110 040	8.300 ON 110 040
0416	300	43x53x150	<b>2.306 21 076</b>	<b>3.306 ON 076</b>	<b>3F306 ON 076</b>	<b>8.309 ON 076</b>
0420	300	54x60x108	2.301 31 112 042	3.301 PN 112 042	3F301 PN 112 042	-
0421	300	54x60x108	<b>2.323 31 078</b>	<b>3.323 PN 078</b>	<b>3F323 PN 078</b>	-
0425	300	60x60x95	2.303 71 113 043	3.303 TN 113 043	-	8.303 TN 113 043
0426	300	60x60x95	<b>2.322 71 079</b>	<b>3.322 TN 079</b>	-	<b>8.322 TN 079</b>
0430	300	43x65x118	-	-	-	8.311 OT 110 040
0431	300	43x65x118	-	-	-	<b>8.311 OT 076</b>
0435	350	54x60x125	2.351 31 112 042	3.351 PN 112 042	3F351 PN 112 042	-
0436	350	54x60x125	<b>2.352 31 078</b>	<b>3.352 PN 078</b>	<b>3F352 PN 078</b>	-
0440	400	60x60x125	2.405 71 113 043	3.405 TN 113 043	-	8.405 TN 113 043
0441	400	60x60x125	<b>2.400 71 079</b>	<b>3.400 TN 079</b>	-	<b>8.400 TN 079</b>
0445	400	43x65x157	-	-	-	8.411 OT 110 040
0446	400	43x65x157	-	-	-	<b>8.411 OT 076</b>
0450	420	54x60x150	2.440 31 112 042	3.440 PN 112 042	3F440 PN 112 042	-
0451	420	54x60x150	<b>2.441 31 078</b>	<b>3.441 PN 078</b>	<b>3F441 PN 078</b>	-
0455	500	60x60x150	2.500 71 113 043	3.500 TN 113 043	3F500 TN 113 043	8.500 TN 113 043
0456	500	60x60x150	<b>2.500 71 079</b>	<b>3.500 TN 079</b>	<b>3F500 TN 079</b>	<b>8.500 TN 079</b>
0460	500	43x65x195	-	-	-	8.511 J6 110 040 (°)
0461	500	43x65x195	-	-	-	<b>8.511 J6 076 (°)</b>
0465	600	60x60x175	2.601 71 113 043	3.601 TN 113 043	3F601 TN 113 043	8.601 TN 113 043
0466	600	60x60x175	<b>2.601 71 079</b>	<b>3.601 TN 079</b>	<b>3F601 TN 079</b>	<b>8.601 TN 079</b>

°Serbatoio fornito con kit fissaggio 3 staffe

°Tank supplied with 3 brackets fixing kit

## EUROTECH

RIF. REF.	LT.	HxPxL cm	COD. FERRO STEEL CODE	COD. INOX ST. STEEL CODE	COD. INOX FIOR. ST. STEEL CHASD	COD. ALLUMINIO ALUMINIUM CODE
<b>400</b>						
0470	200	61x61x65	-	-	-	8.202 TN 526 166
0471	200	61x61x65	-	-	-	<b>8.202 TN W02</b>
0490	300	72x61x74	2.308 70 525 165	3.308 TZ 525 165	-	8.308 TZ 525 165
0491	300	72x61x74	<b>2.308 70 W01</b>	<b>3.308 TZ W01</b>	-	<b>8.308 TZ W01</b>
0495	300	61x72x74	2.309 91 526 166	3.309 VN 526 166	-	8.306 VN 526 166
0496	300	61x72x74	<b>2.309 91 W02</b>	<b>3.309 VN W02</b>	-	<b>8.306 VN W02</b>
0500	300	72x72x65	2.318 BB 525 165	3.318 OB 525 165	-	8.318 OB 525 165
0501	300	72x72x65	<b>2.318 BB W01</b>	<b>3.318 OB W01</b>	-	<b>8.318 OB W01</b>

In rosso: versione con gruppo unico pescante-livello tipo originale/Red: proposal with original type sender unit

Nelle ordinazioni citare sempre il numero di codice/For all orders always use our code numbers



## EUROTECH - EUROSTAR

RIF. REF.	LT.	HxPxL cm	COD. FERRO STEEL CODE	COD. INOX ST. STEEL CODE	COD. INOX FIOR. ST. STEEL CHASED	COD. ALLUMINIO ALUMINIUM CODE
<b>180 - 190 - 240 - 260 - 440 serbatoio principale/main tank</b>						
0470	200	61x61x65	-	-	-	8.202 TN 526 166
0471	200	61x61x65	-	-	-	<b>8.202 TN W02</b>
0475	300	43x53x150	2.300 19 529 358	3.300 NV 529 358	3F300 NV 529 358	8.300 NV 529 358
0480	300	54x60x108	2.301 31 527 167	3.301 PN 527 167	3F301 PN 527 167	-
0485	300	60x60x95	2.303 71 526 166	3.303 TN 526 166	-	8.303 TN 526 166
0486	300	60x60x95	<b>2.322 71 W02</b>	<b>3.322 TN W02</b>	-	<b>8.322 TN W02</b>
0490	300	72x61x74	2.308 70 525 165	3.308 TZ 525 165	-	8.308 TZ 525 165
0491	300	72x61x74	<b>2.308 70 W01</b>	<b>3.308 TZ W01</b>	-	<b>8.308 TZ W01</b>
0495	300	61x72x74	2.309 91 526 166	3.309 VN 526 166	-	8.306 VN 526 166
0496	300	61x72x74	<b>2.309 91 W02</b>	<b>3.309 VN W02</b>	-	<b>8.306 VN W02</b>
0500	300	72x72x65	2.318 BB 525 165	3.318 OB 525 165	-	8.318 OB 525 165
0501	300	72x72x65	<b>2.318 BB W01</b>	<b>3.318 OB W01</b>	-	<b>8.318 OB W01</b>
0505	300	43x65x118	-	-	-	8.311 OT 529 358
0506	300	43x65x118	-	-	-	<b>8.311 OT W26</b>
0510	350	54x60x125	2.351 31 527 167	3.351 PN 527 167	3F351 PN 527 167	-
0515	400	60x60x125	2.405 71 526 166	3.405 TN 526 166	-	8.405 TN 526 166
0516	400	60x60x125	<b>2.400 71 W02</b>	<b>3.400 TN W02</b>	-	<b>8.400 TN W02</b>
0520	400	72x72x85	2.401 BB 525 165	3.401 OB 525 165	-	8.401 OB 525 165
0521	400	72x72x85	<b>2.401 BB W01</b>	<b>3.401 OB W01</b>	-	<b>8.401 OB W01</b>
0525	400	72x61x100	2.403 70 525 165	3.403 TZ 525 165	-	8.403 TZ 525 165
0526	400	72x61x100	<b>2.403 70 W01</b>	<b>3.403 TZ W01</b>	-	<b>8.403 TZ W01</b>
0530	400	61x72x100	2.408 91 526 166	3.408 VN 526 166	-	8.406 VN 526 166
0531	400	61x72x100	<b>2.408 91 W02</b>	<b>3.408 VN W02</b>	-	<b>8.406 VN W02</b>
0535	400	43x65x157	-	-	-	8.411 OT 529 358
0536	400	43x65x157	-	-	-	<b>8.411 OT W26</b>
0540	420	54x60x150	2.440 31 527 167	3.440 PN 527 167	3F440 PN 527 167	-
0545	450	72x61x110	2.450 70 525 165	3.450 TZ 525 165	-	-
0546	450	72x61x110	<b>2.450 70 W01</b>	<b>3.450 TZ W01</b>	-	-
0550	500	60x60x150	2.500 71 526 166	3.500 TN 526 166	3F500 TN 526 166	8.500 TN 526 166
0551	500	60x60x150	<b>2.500 71 W02</b>	<b>3.500 TN W02</b>	<b>3F500 TN W02</b>	<b>8.500 TN W02</b>
0555	500	72x72x105	2.501 BB 525 165	3.501 OB 525 165	-	8.501 OB 525 165
0556	500	72x72x105	<b>2.501 BB W01</b>	<b>3.501 OB W01</b>	-	<b>8.501 OB W01</b>
0560	500	72x61x125	2.503 70 525 165	3.503 TZ 525 165	-	8.503 TZ 525 165
0561	500	72x61x125	<b>2.503 70 W01</b>	<b>3.503 TZ W01</b>	-	<b>8.503 TZ W01</b>
0565	500	61x72x125	2.505 91 526 166	3.505 VN 526 166	-	8.506 VN 526 166
0566	500	61x72x125	<b>2.505 91 W02</b>	<b>3.505 VN W02</b>	-	<b>8.506 VN W02</b>
0570	500	43x65x195	-	-	-	8.511 J6 529 358 (°)
0571	500	43x65x195	-	-	-	<b>8.511 J6 W26 (°)</b>
0575	600	60x60x175	2.601 71 526 166	3.601 TN 526 166	3F601 TN 526 166	8.601 TN 526 166
0576	600	60x60x175	<b>2.601 71 W02</b>	<b>3.601 TN W02</b>	<b>3F601 TN W02</b>	<b>8.601 TN W02</b>
0580	600	72x61x150	2.603 70 525 165	3.603 TZ 525 165	-	8.603 TZ 525 165
0581	600	72x61x150	<b>2.603 70 W01</b>	<b>3.603 TZ W01</b>	-	<b>8.603 TZ W01</b>
0585	600	72x72x125	2.605 BB 525 165	3.605 OB 525 165	-	8.605 OB 525 165
0586	600	72x72x125	<b>2.605 BB W01</b>	<b>3.605 OB W01</b>	-	<b>8.605 OB W01</b>

°Serbatoio fornito con kit fissaggio 3 staffe

°Tank supplied with 3 brackets fixing kit

**In rosso: versione con gruppo unico pescante-livello tipo originale/Red: proposal with original type sender unit**



## EUROTECH - EUROSTAR

RIF. REF.	LT.	HxPxL cm	COD. FERRO STEEL CODE	COD. INOX ST. STEEL CODE	COD. INOX FIOR. ST. STEEL CHASED	COD. ALLUMINIO ALUMINIUM CODE
<b>180 - 190 - 240 - 260 - 440 serbatoio principale/main tank</b>						
0590	600	61x72x150	2.606 91 526 166	3.606 VN 526 166	-	8.606 VN 526 166
0591	600	61x72x150	<b>2.606 91 W02</b>	<b>3.606 VN W02</b>	-	<b>8.606 VN W02</b>
0595	700	72x61x175	2.703 YB 525 165	-	-	8.703 JB 525 165
0596	700	72x61x175	<b>2.703 YB W01</b>	-	-	<b>8.703 JB W01</b>
0600	700	72x72x146	2.705 YA 525 165	3.705 JA 525 165	-	8.705 JA 525 165
0601	700	72x72x146	<b>2.705 YA W01</b>	<b>3.705 JA W01</b>	-	<b>8.705 JA W01</b>
0605	700	61x72x175	2.706 YC 526 166	-	-	8.706 JC 526 166
0606	700	61x72x175	<b>2.706 YC W02</b>	-	-	<b>8.706 JC W02</b>
0610	800	72x61x196	2.803 YB 525 165	-	-	8.803 JB 525 165
0611	800	72x61x196	<b>2.803 YB W01</b>	-	-	<b>8.803 JB W01</b>
0615	800	72x72x170	2.805 YA 525 165	3.805 JA 525 165	-	8.805 JA 525 165
0616	800	72x72x170	<b>2.805 YA W01</b>	<b>3.805 JA W01</b>	-	<b>8.805 JA W01</b>
0620	800	61x72x196	2.806 YC 526 166	-	-	8.806 JC 526 166
0621	800	61x72x196	<b>2.806 YC W02</b>	-	-	<b>8.806 JC W02</b>
0625	930	72x72x196	2.905 YA 525 165	3.905 JA 525 165	-	8.905 JA 525 165
0626	930	72x72x196	<b>2.905 YA W01</b>	<b>3.905 JA W01</b>	-	<b>8.905 JA W01</b>

<b>440 serbatoio supplementare/supplementary tank</b>						
0630	200	61x61x65	-	-	-	8.202 TN
0635	300	60x60x95	2.303 71	3.303 TN	-	8.303 TN
0640	300	72x61x74	2.308 70	3.308 TZ	-	8.308 TZ
0645	300	61x72x74	2.309 91	3.309 VN	-	8.306 VN
0650	300	72x72x65	2.318 BB	3.318 OB	-	8.318 OB
0655	400	72x72x85	2.401 BB	3.401 OB	-	8.401 OB
0660	400	72x61x100	2.403 70	3.403 TZ	-	8.403 TZ
0665	400	61x72x100	2.408 91	3.408 VN	-	8.406 VN
0670	500	72x72x105	2.501 BB	3.501 OB	-	8.501 OB

## EUROTRAKKER

RIF. REF.	LT.	HxPxL cm	COD. FERRO STEEL CODE	COD. INOX ST. STEEL CODE	COD. INOX FIOR. ST. STEEL CHASED	COD. ALLUMINIO ALUMINIUM CODE
<b>190 - 340 - 380 - 400 - 410 - 720</b>						
0470	200	61x61x65	-	-	-	8.202 TN 526 166
0471	200	61x61x65	-	-	-	<b>8.202 TN W02</b>
0475	300	43x53x150	2.300 19 529 358	3.300 NV 529 358	3F300 NV 529 358	8.300 NV 529 358
0480	300	54x60x108	2.301 31 527 167	3.301 PN 527 167	3F301 PN 527 167	-
0485	300	60x60x95	2.303 71 526 166	3.303 TN 526 166	-	8.303 TN 526 166
0486	300	60x60x95	<b>2.322 71 W02</b>	<b>3.322 TN W02</b>	-	<b>8.322 TN W02</b>
0490	300	72x61x74	2.308 70 525 165	3.308 TZ 525 165	-	8.308 TZ 525 165
0491	300	72x61x74	<b>2.308 70 W01</b>	<b>3.308 TZ W01</b>	-	<b>8.308 TZ W01</b>
0495	300	61x72x74	2.309 91 526 166	3.309 VN 526 166	-	8.306 VN 526 166
0496	300	61x72x74	<b>2.309 91 W02</b>	<b>3.309 VN W02</b>	-	<b>8.306 VN W02</b>
0500	300	72x72x65	2.318 BB 525 165	3.318 OB 525 165	-	8.318 OB 525 165
0501	300	72x72x65	<b>2.318 BB W01</b>	<b>3.318 OB W01</b>	-	<b>8.318 OB W01</b>

**In rosso: versione con gruppo unico pescante-livello tipo originale/Red: proposal with original type sender unit**  
**Nelle ordinazioni citare sempre il numero di codice/For all orders always use our code numbers**

## EUROTRAKKER

RIF. REF.	LT.	HxPxL cm	COD. FERRO STEEL CODE	COD. INOX ST. STEEL CODE	COD. INOX FIOR. ST. STEEL CHASSED	COD. ALLUMINIO ALUMINIUM CODE
<b>190 - 340 - 380 - 400 - 410 - 720</b>						
0505	300	43x65x118	-	-	-	8.311 OT 529 358
0506	300	43x65x118	-	-	-	<b>8.311 OT W26</b>
0510	350	54x60x125	2.351 31 527 167	3.351 PN 527 167	3F351 PN 527 167	-
0515	400	60x60x125	2.405 71 526 166	3.405 TN 526 166	-	8.405 TN 526 166
0516	400	60x60x125	<b>2.400 71 W02</b>	<b>3.400 TN W02</b>	-	<b>8.400 TN W02</b>
0520	400	72x72x85	2.401 BB 525 165	3.401 OB 525 165	-	8.401 OB 525 165
0521	400	72x72x85	<b>2.401 BB W01</b>	<b>3.401 OB W01</b>	-	<b>8.401 OB W01</b>
0525	400	72x61x100	2.403 70 525 165	3.403 TZ 525 165	-	8.403 TZ 525 165
0526	400	72x61x100	<b>2.403 70 W01</b>	<b>3.403 TZ W01</b>	-	<b>8.403 TZ W01</b>
0530	400	61x72x100	2.408 91 526 166	3.408 VN 526 166	-	8.406 VN 526 166
0531	400	61x72x100	<b>2.408 91 W02</b>	<b>3.408 VN W02</b>	-	<b>8.406 VN W02</b>
0540	420	54x60x150	2.440 31 527 167	3.440 PN 527 167	3F440 PN 527 167	-
0545	450	72x61x110	2.450 70 525 165	3.450 TZ 525 165	-	-
0546	450	72x61x110	<b>2.450 70 W01</b>	<b>3.450 TZ W01</b>	-	-
0550	500	60x60x150	2.500 71 526 166	3.500 TN 526 166	3F500 TN 526 166	8.500 TN 526 166
0551	500	60x60x150	<b>2.500 71 W02</b>	<b>3.500 TN W02</b>	<b>3F500 TN W02</b>	<b>8.500 TN W02</b>
0555	500	72x72x105	2.501 BB 525 165	3.501 OB 525 165	-	8.501 OB 525 165
0556	500	72x72x105	<b>2.501 BB W01</b>	<b>3.501 OB W01</b>	-	<b>8.501 OB W01</b>
0560	500	72x61x125	2.503 70 525 165	3.503 TZ 525 165	-	8.503 TZ 525 165
0561	500	72x61x125	<b>2.503 70 W01</b>	<b>3.503 TZ W01</b>	-	<b>8.503 TZ W01</b>
0565	500	61x72x125	2.505 91 526 166	3.505 VN 526 166	-	8.506 VN 526 166
0566	500	61x72x125	<b>2.505 91 W02</b>	<b>3.505 VN W02</b>	-	<b>8.506 VN W02</b>
0580	600	72x61x150	2.603 70 525 165	3.603 TZ 525 165	-	8.603 TZ 525 165
0581	600	72x61x150	<b>2.603 70 W01</b>	<b>3.603 TZ W01</b>	-	<b>8.603 TZ W01</b>
0585	600	72x72x125	2.605 BB 525 165	3.605 OB 525 165	-	8.605 OB 525 165
0586	600	72x72x125	<b>2.605 BB W01</b>	<b>3.605 OB W01</b>	-	<b>8.605 OB W01</b>
0590	600	61x72x150	2.606 91 526 166	3.606 VN 526 166	-	8.606 VN 526 166
0591	600	61x72x150	<b>2.606 91 W02</b>	<b>3.606 VN W02</b>	-	<b>8.606 VN W02</b>

## FIAT

RIF. REF.	LT.	HxPxL cm	COD. FERRO STEEL CODE	COD. INOX ST. STEEL CODE	COD. INOX FIOR. ST. STEEL CHASSED	COD. ALLUMINIO ALUMINIUM CODE
<b>110 NR - 130 NR</b>						
0675	180	43x53x90	2.181 19 156 356	3.181 NV 156 356	3F181 NV 156 356	-
0680	200	43x53x100	2.201 19 156 356	3.201 NV 156 356	3F201 NV 156 356	-
0685	250	43x53x125	2.251 19 156 356	3.251 NV 156 356	3F251 NV 156 356	-
0690	250	48x59x100	2.252 23 157 363	3.252 OP 157 363	3F252 OP 157 363	-
0695	300	43x53x150	2.300 19 156 356	3.300 NV 156 356	3F300 NV 156 356	-
<b>110 NT - 130 NT</b>						
0675	180	43x53x90	2.181 19 156 356	3.181 NV 156 356	3F181 NV 156 356	-
0680	200	43x53x100	2.201 19 156 356	3.201 NV 156 356	3F201 NV 156 356	-
0690	250	48x59x100	2.252 23 157 363	3.252 OP 157 363	3F252 OP 157 363	-

## FIAT

RIF. REF.	LT.	HxPxL cm	COD. FERRO STEEL CODE	COD. INOX ST. STEEL CODE	COD. INOX FIOR. ST. STEEL CHASED	COD. ALLUMINIO ALUMINIUM CODE
-----------	-----	----------	--------------------------	-----------------------------	-------------------------------------	----------------------------------

### 150 NC - 159 NC - 160.26

0700	250	48x59x100	2.252 23 557 363	3.252 OP 557 363	3F252 OP 557 363	-
0705	300	43x53x150	2.300 21 556 356	3.300 ON 556 356	3F300 ON 556 356	-
0710	300	54x60x108	2.301 31 561 308	3.301 PN 561 308	3F301 PN 561 308	-
0715	300	60x60x95	2.303 71 553 260	3.303 TN 553 260	-	-
0720	350	54x60x125	2.351 31 561 308	3.351 PN 561 308	3F351 PN 561 308	-

### 160 NC - 684 N - 697 N

0690	250	48x59x100	2.252 23 157 363	3.252 OP 157 363	3F252 OP 157 363	-
0725	300	54x60x108	2.301 31 158 308	3.301 PN 158 308	3F301 PN 158 308	-
0730	350	54x60x125	2.351 31 158 308	3.351 PN 158 308	3F351 PN 158 308	-
0735	400	60x60x125	2.405 71 260 260	3.405 TN 260 260	-	-
0740	500	60x60x150	2.500 71 260 260	3.500 TN 260 260	3F500 TN 260 260	-
0745	600	60x60x175	2.601 71 260 260	3.601 TN 260 260	3F601 TN 260 260	-

### 160 TR - 684 T

0750	240	60x60x74	2.240 71 260 260	3.240 TN 260 260	-	-
------	-----	----------	------------------	------------------	---	---

### 170.26 - 170.33 - 170.35 - 190.35 CABINATI/CHASSIS

0790	300	72x61x74	2.308 70 555 165	3.308 TZ 555 165	-	-
0795	300	72x72x65	2.318 BB 555 165	3.318 OB 555 165	-	-
0800	400	72x72x85	2.401 BB 555 165	3.401 OB 555 165	-	-
0805	400	72x61x100	2.403 70 555 165	3.403 TZ 555 165	-	-
0755	400	60x60x125	2.405 71 553 260	3.405 TN 553 260	-	-
0810	450	72x61x110	2.450 70 555 165	3.450 TZ 555 165	-	-
0760	500	60x60x150	2.500 71 553 260	3.500 TN 553 260	3F500 TN 553 260	-
0815	500	72x72x105	2.501 OB 555 165	3.501 BB 555 165	-	-
0765	500	72x61x125	2.503 70 555 165	3.503 TZ 555 165	-	-
0770	600	60x60x175	2.601 71 553 260	3.601 TN 553 260	3F601 TN 553 260	-
0775	600	72x61x150	2.603 70 555 165	3.603 TZ 555 165	-	-

### 170.26 - 170.33 - 170.35 - 190.35 TRATTORI/TRACTORS

0790	300	72x61x74	2.308 70 555 165	3.308 TZ 555 165	-	-
0795	300	72x72x65	2.318 BB 555 165	3.318 OB 555 165	-	-
0800	400	72x72x85	2.401 BB 555 165	3.401 OB 555 165	-	-
0805	400	72x61x100	2.403 70 555 165	3.403 TZ 555 165	-	-
0810	450	72x61x110	2.450 70 555 165	3.450 TZ 555 165	-	-
0815	500	72x72x105	2.501 OB 555 165	3.501 BB 555 165	-	-
0780	500	72x61x125	2.503 72 555 165	3.503 TO 555 165	-	-

### 180 NT

0785	300	60x60x95	2.303 71 260 260	3.303 TN 260 260	-	-
------	-----	----------	------------------	------------------	---	---

### 180 NC

0725	300	54x60x108	2.301 31 158 308	3.301 PN 158 308	3F301 PN 158 308	-
0785	300	60x60x95	2.303 71 260 260	3.303 TN 260 260	-	-
0730	350	54x60x125	2.351 31 158 308	3.351 PN 158 308	3F351 PN 158 308	-
0735	400	60x60x125	2.405 71 260 260	3.405 TN 260 260	-	-
0820	500	72x61x125	2.503 70 262 165	3.503 TZ 262 165	-	-

## FIAT

RIF. REF.	LT.	HxPxL cm	COD. FERRO STEEL CODE	COD. INOX ST. STEEL CODE	COD. INOX FIOR. ST. STEEL CHASED	COD. ALLUMINIO ALUMINIUM CODE
-----------	-----	----------	-----------------------	--------------------------	----------------------------------	-------------------------------

### 300 PC - 300 PT CABINATI e TRATTORI/CHASSIS and TRACTORS

0690	250	48x59x100	2.252 23 157 363	3.252 OP 157 363	3F252 OP 157 363	-
0785	300	60x60x95	2.303 71 260 260	3.303 TN 260 260	-	-

### 40

0825	90	31x45x75	2.091 11 313	3.091 NN 313	3F091 NN 313	-
0830	100	31x45x85	2.101 11 313	3.101 NN 313	3F101 NN 313	-
0835	140	31x45x116	2.143 11 313	3.143 NN 313	3F143 NN 313	-

### 50 - 55 - 60 - 70 - 80 - 90 - N100

0825	90	31x45x75	2.091 11 313	3.091 NN 313	3F091 NN 313	-
0830	100	31x45x85	2.101 11 313	3.101 NN 313	3F101 NN 313	-
0835	140	31x45x116	2.143 11 313	3.143 NN 313	3F143 NN 313	-
0855	160	43x53x85	2.161 21 314	3.161 ON 314	3F161 ON 314	-
0860	160	31x45x135	2.164 11 313	3.164 NN 313	3F164 NN 313	-
0865	180	43x53x90	2.182 21 314	3.182 ON 314	3F182 ON 314	-
0870	200	43x53x100	2.200 21 314	3.200 ON 314	3F200 ON 314	-
0875	250	43x53x125	2.250 21 314	3.250 ON 314	3F250 ON 314	-
0880	300	43x53x150	2.306 21 314	3.306 ON 314	3F306 ON 314	-

### 616 N - 616 N1 - 616 N2 - 625 N - 625 N1 - 625 N2

0840	90	31x45x75	2.090 11 154 104	-	-	-
0845	120	31x45x100	2.122 11 154 104	3.122 NN 154 104	3F122 NN 154 104	-
0850	140	31x45x116	2.141 11 154 104	3.141 NN 154 104	3F141 NN 154 104	-

### 619 N - 619 N1

0725	300	54x60x108	2.301 31 158 308	3.301 PN 158 308	3F301 PN 158 308	-
0730	350	54x60x125	2.351 31 158 308	3.351 PN 158 308	3F351 PN 158 308	-
0735	400	60x60x125	2.405 71 260 260	3.405 TN 260 260	-	-
0740	500	60x60x150	2.500 71 260 260	3.500 TN 260 260	3F500 TN 260 260	-
0745	600	60x60x175	2.601 71 260 260	3.601 TN 260 260	3F601 TN 260 260	-

### 619 - 691 - 697 TRATTORI/TRACTORS

0690	250	48x59x100	2.252 23 157 363	3.252 OP 157 363	3F252 OP 157 363	-
0785	300	60x60x95	2.303 71 260 260	3.303 TN 260 260	-	-

### 625 N3

0195	90	31x45x75	2.091 11 213	3.091 NN 213	3F091 NN 213	-
0200	100	31x45x85	2.101 11 213	3.101 NN 213	3F101 NN 213	-
0205	120	31x45x100	2.124 11 213	3.124 NN 213	3F124 NN 213	-
0210	140	31x45x116	2.143 11 213	3.143 NN 213	3F143 NN 213	-

### 650 UT - 662 N - 662 N2 - 672 - 673 CABINATI/CHASSIS

0675	180	43x53x90	2.181 19 156 356	3.181 NV 156 356	3F181 NV 156 356	-
0680	200	43x53x100	2.201 19 156 356	3.201 NV 156 356	3F201 NV 156 356	-
0685	250	43x53x125	2.251 19 156 356	3.251 NV 156 356	3F251 NV 156 356	-
0695	300	43x53x150	2.300 19 156 356	3.300 NV 156 356	3F300 NV 156 356	-

## FIAT

RIF. REF.	LT.	HxPxL cm	COD. FERRO STEEL CODE	COD. INOX ST. STEEL CODE	COD. INOX FIOR. ST. STEEL CHASD	COD. ALLUMINIO ALUMINIUM CODE
<b>691 N - 691 N1</b>						
0690	250	48x59x100	2.252 23 157 363	3.252 OP 157 363	3F252 OP 157 363	-
0725	300	54x60x108	2.301 31 158 308	3.301 PN 158 308	3F301 PN 158 308	-
0730	350	54x60x125	2.351 31 158 308	3.351 PN 158 308	3F351 PN 158 308	-
0735	400	60x60x125	2.405 71 260 260	3.405 TN 260 260	-	-
0820	500	72x61x125	2.503 70 262 165	3.503 TZ 262 165	-	-

## GAMMA Z

RIF. REF.	LT.	HxPxL cm	COD. FERRO STEEL CODE	COD. INOX ST. STEEL CODE	COD. INOX FIOR. ST. STEEL CHASD	COD. ALLUMINIO ALUMINIUM CODE
<b>49.10 - 50.9 - 60.11 - 65.12</b>						
0220	90	31x45x75	2.091 11 020	3.091 NN 020	3F091 NN 020	-
0225	100	31x45x85	2.101 11 020	3.101 NN 020	3F101 NN 020	-
0230	120	31x45x100	2.124 11 020	3.124 NN 020	3F124 NN 020	-
0235	140	31x45x116	2.143 11 020	3.143 NN 020	3F143 NN 020	-

### 79.14 - 95.14

0220	90	31x45x75	2.091 11 020	3.091 NN 020	3F091 NN 020	-
0225	100	31x45x85	2.101 11 020	3.101 NN 020	3F101 NN 020	-
0230	120	31x45x100	2.124 11 020	3.124 NN 020	3F124 NN 020	-
0235	140	31x45x116	2.143 11 020	3.143 NN 020	3F143 NN 020	-
0885	160	43x53x85	2.161 21 316	3.161 ON 316	3F161 ON 316	-
0890	160	31x45x135	2.164 11 020	3.164 NN 020	3F164 NN 020	-
0895	180	43x53x90	2.182 21 316	3.182 ON 316	3F182 ON 316	-
0900	200	43x53x100	2.200 21 316	3.200 ON 316	3F200 ON 316	-
0905	240	60x60x74	2.241 71 317	3.241 TN 317	-	-
0910	250	43x53x125	2.250 21 316	3.250 ON 316	3F250 ON 316	-
0915	250	48x59x100	2.253 23 319	3.253 OP 319	3F253 OP 319	-
0920	300	43x53x150	2.306 21 316	3.306 ON 316	3F306 ON 316	-

### 109.14

0235	140	31x45x116	2.143 11 020	3.143 NN 020	3F143 NN 020	-
0885	160	43x53x85	2.161 21 316	3.161 ON 316	3F161 ON 316	-
0890	160	31x45x135	2.164 11 020	3.164 NN 020	3F164 NN 020	-
0895	180	43x53x90	2.182 21 316	3.182 ON 316	3F182 ON 316	-
0900	200	43x53x100	2.200 21 316	3.200 ON 316	3F200 ON 316	-
0905	240	60x60x74	2.241 71 317	3.241 TN 317	-	-
0910	250	43x53x125	2.250 21 316	3.250 ON 316	3F250 ON 316	-
0915	250	48x59x100	2.253 23 319	3.253 OP 319	3F253 OP 319	-
0920	300	43x53x150	2.306 21 316	3.306 ON 316	3F306 ON 316	-

### 115.17 - 135.17 - 145.17

0890	160	31x45x135	2.164 11 020	3.164 NN 020	3F164 NN 020	-
0885	160	43x53x85	2.161 21 316	3.161 ON 316	3F161 ON 316	-
0895	180	43x53x90	2.182 21 316	3.182 ON 316	3F182 ON 316	-
0900	200	43x53x100	2.200 21 316	3.200 ON 316	3F200 ON 316	-

## GAMMA Z

RIF. REF.	LT.	HxPxL cm	COD. FERRO STEEL CODE	COD. INOX ST. STEEL CODE	COD. INOX FIOR. ST. STEEL CHASED	COD. ALLUMINIO ALUMINIUM CODE
<b>115.17 - 135.17 - 145.17</b>						
0905	240	60x60x74	2.241 71 317	3.241 TN 317	-	-
0910	250	43x53x125	2.250 21 316	3.250 ON 316	3F250 ON 316	-
0915	250	48x59x100	2.253 23 319	3.253 OP 319	3F253 OP 319	-
0920	300	43x53x150	2.306 21 316	3.306 ON 316	3F306 ON 316	-
0925	300	60x60x95	2.322 71 317	3.322 TN 317	-	8.322 TN 317
0930	300	54x60x108	2.323 31 318	3.323 PN 318	3F323 PN 318	-
0935	350	54x60x125	2.352 31 318	3.352 PN 318	3F352 PN 318	-
0940	400	60x60x125	2.400 71 317	3.400 TN 317	-	8.400 TN 317
0945	420	54x60x150	2.441 31 318	3.441 PN 318	3F441 PN 318	-

## OM

RIF. REF.	LT.	HxPxL cm	COD. FERRO STEEL CODE	COD. INOX ST. STEEL CODE	COD. INOX FIOR. ST. STEEL CHASED	COD. ALLUMINIO ALUMINIUM CODE
<b>110 NC - 130 NC</b>						
0675	180	43x53x90	2.181 19 156 356	3.181 NV 156 356	3F181 NV 156 356	-
0680	200	43x53x100	2.201 19 156 356	3.201 NV 156 356	3F201 NV 156 356	-
0685	250	43x53x125	2.251 19 156 356	3.251 NV 156 356	3F251 NV 156 356	-
0695	300	43x53x150	2.300 19 156 356	3.300 NV 156 356	3F300 NV 156 356	-
<b>110 PC</b>						
0675	180	43x53x90	2.181 19 156 356	3.181 NV 156 356	3F181 NV 156 356	-
0680	200	43x53x100	2.201 19 156 356	3.201 NV 156 356	3F201 NV 156 356	-
<b>GRINTA 1A SERIE</b>						
0195	90	31x45x75	2.091 11 213	3.091 NN 213	3F091 NN 213	-
0200	100	31x45x85	2.101 11 213	3.101 NN 213	3F101 NN 213	-
0205	120	31x45x100	2.124 11 213	3.124 NN 213	3F124 NN 213	-
0210	140	31x45x116	2.143 11 213	3.143 NN 213	3F143 NN 213	-
0215	160	31x45x135	2.164 11 213	3.164 NN 213	3F164 NN 213	-

## STRALIS

RIF. REF.	LT.	HxPxL cm	COD. FERRO STEEL CODE	COD. INOX ST. STEEL CODE	COD. INOX FIOR. ST. STEEL CHASED	COD. ALLUMINIO ALUMINIUM CODE
<b>190 - 260 serbatoio principale/main tank</b>						
0950	300	50x72x94	-	-	-	8.302 RP W45
0955	300	43x65x118	-	-	-	8.311 NP 544 358
0956	300	43x65x118	-	-	-	8.311 NP W26
0965	350	50x72x105	-	-	-	8.353 RP W45
0960	400	43x65x157	-	-	-	8.411 NP 544 358
0961	400	43x65x157	-	-	-	8.411 NP W26
0970	400	50x72x125	-	-	-	8.402 RP W45
0975	500	43x65x195	-	-	-	8.511 W9 544 358 (°)
0976	500	43x65x195	-	-	-	8.511 W9 W26 (°)

°Serbatoio fornito con kit fissaggio 3 staffe

°Tank supplied with 3 brackets fixing kit

In rosso: versione con gruppo unico pescante-livello tipo originale/Red: proposal with original type sender unit

## STRALIS

RIF. REF.	LT.	HxPxL cm	COD. FERRO STEEL CODE	COD. INOX ST. STEEL CODE	COD. INOX FIOR. ST. STEEL CHASD	COD. ALLUMINIO ALUMINIUM CODE
-----------	-----	----------	--------------------------	-----------------------------	------------------------------------	----------------------------------

### 190 - 260 serbatoio principale/main tank

0980	600	50x72x185	-	-	-	8.600 6B W45 (°)
0985	600	60x60x175	2.601 NJ 540 166	3.601 PJ 540 166	3F601 PJ 540 166	8.601 PJ 540 166
0986	600	60x60x175	2.601 NJ W02	3.601 PJ W02	3F601 PJ W02	8.601 PJ W02
0990	600	72x61x150	2.603 NW 541 165	3.603 PW 541 165	-	8.603 PW 541 165
0991	600	72x61x150	2.603 NW W01	3.603 PW W01	-	8.603 PW W01
0995	600	72x72x125	2.605 NY 541 165	3.605 PY 541 165	-	8.605 PY 541 165
0996	600	72x72x125	2.605 NY W01	3.605 PY W01	-	8.605 PY W01
1000	600	61x72x150	2.606 NK 540 166	3.606 PK 540 166	-	8.606 PK 540 166
1001	600	61x72x150	2.606 NK W02	3.606 PK W02	-	8.606 PK W02
1005	700	72x61x175	2.703 X6 541 165	-	-	8.703 W6 541 165
1006	700	72x61x175	2.703 X6 W01	-	-	8.703 W6 W01
1010	700	72x72x146	2.705 X5 541 165	3.705 W5 541 165	-	8.705 W5 541 165
1011	700	72x72x146	2.705 X5 W01	3.705 W5 W01	-	8.705 W5 W01
1015	700	61x72x175	2.706 X7 540 166	-	-	8.706 W7 540 166
1016	700	61x72x175	2.706 X7 W02	-	-	8.706 W7 W02
1020	750	72x72x156	2.750 X5 541 165	-	-	8.750 W5 541 165
1021	750	72x72x156	2.750 X5 W01	-	-	8.750 W5 W01
1025	750	50x72x225	-	-	-	8.751 6C W45 (#)
1030	770	72x72x162	2.765 X5 541 165	-	-	8.765 W5 541 165
1031	770	72x72x162	2.765 X5 W01	-	-	8.765 W5 W01
1035	800	72x61x196	2.803 X6 541 165	-	-	8.803 W6 541 165
1036	800	72x61x196	2.803 X6 W01	-	-	8.803 W6 W01
1040	800	72x72x170	2.805 X5 541 165	3.805 W5 541 165	-	8.805 W5 541 165
1041	800	72x72x170	2.805 X5 W01	3.805 W5 W01	-	8.805 W5 W01
1045	800	61x72x196	2.806 X7 540 166	-	-	8.806 W7 540 166
1046	800	61x72x196	2.806 X7 W02	-	-	8.806 W7 W02
1050	890	72x72x185	2.890 X5 541 165	-	-	8.890 W5 541 165
1051	890	72x72x185	2.890 X5 W01	-	-	8.890 W5 W01
1055	930	72x72x196	2.905 X5 541 165	3.905 W5 541 165	-	8.905 W5 541 165
1056	930	72x72x196	2.905 X5 W01	3.905 W5 W01	-	8.905 W5 W01
1060	1000	72x72x208	2.995 X5 541 165	-	-	8.995 W5 541 165
1061	1000	72x72x208	2.995 X5 W01	-	-	8.995 W5 W01

°Serbatoio fornito con kit fissaggio 3 staffe

°Tank supplied with 3 brackets fixing kit

#Serbatoio fornito con kit fissaggio 4 staffe

#Tank supplied with 4 brackets fixing kit

### 190 - 260 serbatoio supplementare/supplementary tank

1065	200	61x72x52	2.204 91	-	-	8.204 VN
1070	200	72x61x52	2.210 70	3.210 TZ	-	8.210 TZ
1075	240	60x60x74	2.240 71	3.240 TN	-	-
0635	300	60x60x95	2.303 71	3.303 TN	-	8.303 TN
0640	300	72x61x74	2.308 70	3.308 TZ	-	8.308 TZ
0645	300	61x72x74	2.309 91	3.309 VN	-	8.306 VN
0650	300	72x72x65	2.318 BB	3.318 OB	-	8.318 OB
1080	300	43x65x118	-	-	-	8.311 OT
1085	350	50x72x105	-	-	-	8.353 RO
0655	400	72x72x85	2.401 BB	3.401 OB	-	8.401 OB

In rosso: versione con gruppo unico pescante-livello tipo originale/Red: proposal with original type sender unit

Nelle ordinazioni citare sempre il numero di codice/For all orders always use our code numbers



## STRALIS

RIF. REF.	LT.	HxPxL cm	COD. FERRO STEEL CODE	COD. INOX ST. STEEL CODE	COD. INOX FIOR. ST. STEEL CHASÉD	COD. ALLUMINIO ALUMINIUM CODE
-----------	-----	----------	--------------------------	-----------------------------	-------------------------------------	----------------------------------

### 190 - 260 serbatoio supplementare/supplementary tank

0660	400	72x61x100	2.403 70	3.403 TZ	-	8.403 TZ
1090	400	60x60x125	2.405 71	3.405 TN	-	8.405 TN
0665	400	61x72x100	2.408 91	3.408 VN	-	8.406 VN
1095	400	43x65x157	-	-	-	8.411 OT
1100	450	72x61x110	2.450 70	3.450 TZ	-	-
1105	500	60x60x150	2.500 71	3.500 TN	3F500 TN	8.500 TN
0670	500	72x72x105	2.501 BB	3.501 OB	-	8.501 OB
1110	500	72x61x125	2.503 70	3.503 TZ	-	8.503 TZ
1115	500	61x72x125	2.505 91	3.505 VN	-	8.506 VN
1120	600	60x60x175	2.601 71	3.601 TN	3F601 TN	8.601 TN
1125	600	72x61x150	2.603 70	3.603 TZ	-	8.603 TZ
1130	600	72x72x125	2.605 BB	3.605 OB	-	8.605 OB
1135	600	61x72x150	2.606 91	3.606 VN	-	8.606 VN

### 440 serbatoio principale/main tank

0950	300	50x72x94	-	-	-	8.302 RP W45
0965	350	50x72x105	-	-	-	8.353 RP W45
0970	400	50x72x125	-	-	-	8.402 RP W45
0985	600	60x60x175	2.601 NJ 540 166	3.601 PJ 540 166	3F601 PJ 540 166	8.601 PJ 540 166
0986	600	60x60x175	2.601 NJ W02	3.601 PJ W02	3F601 PJ W02	8.601 PJ W02
0990	600	72x61x150	2.603 NW 541 165	3.603 PW 541 165	-	8.603 PW 541 165
0991	600	72x61x150	2.603 NW W01	3.603 PW W01	-	8.603 PW W01
0995	600	72x72x125	2.605 NY 541 165	3.605 PY 541 165	-	8.605 PY 541 165
0996	600	72x72x125	2.605 NY W01	3.605 PY W01	-	8.605 PY W01
1000	600	61x72x150	2.606 NK 540 166	3.606 PK 540 166	-	8.606 PK 540 166
1001	600	61x72x150	2.606 NK W02	3.606 PK W02	-	8.606 PK W02
0980	600	50x72x185	-	-	-	8.600 6B W45 (°)
1005	700	72x61x175	2.703 X6 541 165	-	-	8.703 W6 541 165
1006	700	72x61x175	2.703 X6 W01	-	-	8.703 W6 W01
1010	700	72x72x146	2.705 X5 541 165	3.705 W5 541 165	-	8.705 W5 541 165
1011	700	72x72x146	2.705 X5 W01	3.705 W5 W01	-	8.705 W5 W01
1015	700	61x72x175	2.706 X7 540 166	-	-	8.706 W7 540 166
1016	700	61x72x175	2.706 X7 W02	-	-	8.706 W7 W02
1020	750	72x72x156	2.750 X5 541 165	-	-	8.750 W5 541 165
1021	750	72x72x156	2.750 X5 W01	-	-	8.750 W5 W01
1025	750	50x72x225	-	-	-	8.751 6C W45 (#)
1030	770	72x72x162	2.765 X5 541 165	-	-	8.765 W5 541 165
1031	770	72x72x162	2.765 X5 W01	-	-	8.765 W5 W01
1035	800	72x61x196	2.803 X6 541 165	-	-	8.803 W6 541 165
1036	800	72x61x196	2.803 X6 W01	-	-	8.803 W6 W01
1040	800	72x72x170	2.805 X5 541 165	3.805 W5 541 165	-	8.805 W5 541 165
1041	800	72x72x170	2.805 X5 W01	3.805 W5 W01	-	8.805 W5 W01
1045	800	61x72x196	2.806 X7 540 166	-	-	8.806 W7 540 166
1046	800	61x72x196	2.806 X7 W02	-	-	8.806 W7 W02

°Serbatoio fornito con kit fissaggio 3 staffe  
°Tank supplied with 3 brackets fixing kit

#Serbatoio fornito con kit fissaggio 4 staffe  
#Tank supplied with 4 brackets fixing kit

In rosso: versione con gruppo unico pescante-livello tipo originale/Red: proposal with original type sender unit

## STRALIS

RIF. REF.	LT.	HxPxL cm	COD. FERRO STEEL CODE	COD. INOX ST. STEEL CODE	COD. INOX FIOR. ST. STEEL CHASED	COD. ALLUMINIO ALUMINIUM CODE
<b>440 serbatoio principale/main tank</b>						
1050	890	72x72x185	2.890 X5 541 165	-	-	8.890 W5 541 165
1051	890	72x72x185	<b>2.890 X5 W01</b>	-	-	<b>8.890 W5 W01</b>
1055	930	72x72x196	2.905 X5 541 165	3.905 W5 541 165	-	8.905 W5 541 165
1056	930	72x72x196	<b>2.905 X5 W01</b>	<b>3.905 W5 W01</b>	-	<b>8.905 W5 W01</b>
1060	1000	72x72x208	2.995 X5 541 165	-	-	8.995 W5 541 165
1061	1000	72x72x208	<b>2.995 X5 W01</b>	-	-	<b>8.995 W5 W01</b>
<b>440 serbatoio supplementare/supplementary tank</b>						
1140	200	61x72x52	2.204 38	-	-	8.204 PU
1145	200	72x61x52	2.210 39	3.210 PV	-	8.210 PV
1150	200	61x61x65	-	-	-	8.202 PT
1155	300	60x60x95	2.303 37	3.303 PT	-	8.303 PT
1160	300	72x61x74	2.308 39	3.308 PV	-	8.308 PV
1165	300	61x72x74	2.309 38	3.309 PU	-	8.306 PU
1170	300	72x72x65	2.318 49	3.318 QV	-	8.318 QV
1175	300	43x65x118	-	-	-	8.311 RN
1180	300	54x60x108	2.301 50	3.301 RZ	3F301 RZ	-
1085	350	50x72x105	-	-	-	8.353 RO
1185	400	72x72x85	2.401 49	3.401 QV	-	8.401 QV
1190	400	72x61x100	2.403 39	3.403 PV	-	8.403 PV
1195	400	61x72x100	2.408 38	3.408 PU	-	8.406 PU
1200	450	72x61x110	2.450 39	3.450 PV	-	-
1205	500	72x72x105	2.501 49	3.501 QV	-	8.501 QV
1210	500	72x72x105 c/incavi w/notches	2.502 49	-	-	8.502 QV

## TRAKKER

RIF. REF.	LT.	HxPxL cm	COD. FERRO STEEL CODE	COD. INOX ST. STEEL CODE	COD. INOX FIOR. ST. STEEL CHASED	COD. ALLUMINIO ALUMINIUM CODE
<b>190 - 380 - 410 - 720</b>						
0470	200	61x61x65	-	-	-	8.202 TN 526 166
0471	200	61x61x65	-	-	-	<b>8.202 TN W02</b>
0505	300	43x65x118	-	-	-	8.311 OT 529 358
0506	300	43x65x118	-	-	-	<b>8.311 OT W26</b>
0475	300	43x53x150	2.300 19 529 358	3.300 NV 529 358	3F300 NV 529 358	8.300 NV 529 358
0480	300	54x60x108	2.301 31 527 167	3.301 PN 527 167	3F301 PN 527 167	-
0485	300	60x60x95	2.303 71 526 166	3.303 TN 526 166	-	8.303 TN 526 166
0486	300	60x60x95	<b>2.322 71 W02</b>	<b>3.322 TN W02</b>	-	<b>8.322 TN W02</b>
0490	300	72x61x74	2.308 70 525 165	3.308 TZ 525 165	-	8.308 TZ 525 165
0491	300	72x61x74	<b>2.308 70 W01</b>	<b>3.308 TZ W01</b>	-	<b>8.308 TZ W01</b>
0495	300	61x72x74	2.309 91 526 166	3.309 VN 526 166	-	8.306 VN 526 166
0496	300	61x72x74	<b>2.309 91 W02</b>	<b>3.309 VN W02</b>	-	<b>8.306 VN W02</b>
0500	300	72x72x65	2.318 BB 525 165	3.318 OB 525 165	-	8.318 OB 525 165
0501	300	72x72x65	<b>2.318 BB W01</b>	<b>3.318 OB W01</b>	-	<b>8.318 OB W01</b>
0510	350	54x60x125	2.351 31 527 167	3.351 PN 527 167	3F351 PN 527 167	-
0515	400	60x60x125	2.405 71 526 166	3.405 TN 526 166	-	8.405 TN 526 166

In rosso: versione con gruppo unico pescante-livello tipo originale/Red: proposal with original type sender unit  
Nelle ordinazioni citare sempre il numero di codice/For all orders always use our code numbers

## TRAKKER

RIF. REF.	LT.	HxPxL cm	COD. FERRO STEEL CODE	COD. INOX ST. STEEL CODE	COD. INOX FIOR. ST. STEEL CHASED	COD. ALLUMINIO ALUMINIUM CODE
<b>190 - 380 - 410 - 720</b>						
0516	400	60x60x125	2.400 71 W02	3.400 TN W02	-	8.400 TN W02
0520	400	72x72x85	2.401 BB 525 165	3.401 OB 525 165	-	8.401 OB 525 165
0521	400	72x72x85	2.401 BB W01	3.401 OB W01	-	8.401 OB W01
0525	400	72x61x100	2.403 70 525 165	3.403 TZ 525 165	-	8.403 TZ 525 165
0526	400	72x61x100	2.403 70 W01	3.403 TZ W01	-	8.403 TZ W01
0530	400	61x72x100	2.408 91 526 166	3.408 VN 526 166	-	8.406 VN 526 166
0531	400	61x72x100	2.408 91 W02	3.408 VN W02	-	8.406 VN W02
0540	420	54x60x150	2.440 31 527 167	3.440 PN 527 167	3F440 PN 527 167	-
0545	450	72x61x110	2.450 70 525 165	3.450 TZ 525 165	-	-
0546	450	72x61x110	2.450 70 W01	3.450 TZ W01	-	-
0550	500	60x60x150	2.500 71 526 166	3.500 TN 526 166	3F500 TN 526 166	8.500 TN 526 166
0551	500	60x60x150	2.500 71 W02	3.500 TN W02	3F500 TN W02	8.500 TN W02
0555	500	72x72x105	2.501 BB 525 165	3.501 OB 525 165	-	8.501 OB 525 165
0556	500	72x72x105	2.501 BB W01	3.501 OB W01	-	8.501 OB W01
0560	500	72x61x125	2.503 70 525 165	3.503 TZ 525 165	-	8.503 TZ 525 165
0561	500	72x61x125	2.503 70 W01	3.503 TZ W01	-	8.503 TZ W01
0565	500	61x72x125	2.505 91 526 166	3.505 VN 526 166	-	8.506 VN 526 166
0566	500	61x72x125	2.505 91 W02	3.505 VN W02	-	8.506 VN W02
0580	600	72x61x150	2.603 70 525 165	3.603 TZ 525 165	-	8.603 TZ 525 165
0581	600	72x61x150	2.603 70 W01	3.603 TZ W01	-	8.603 TZ W01
0585	600	72x72x125	2.605 BB 525 165	3.605 OB 525 165	-	8.605 OB 525 165
0586	600	72x72x125	2.605 BB W01	3.605 OB W01	-	8.605 OB W01
0590	600	61x72x150	2.606 91 526 166	3.606 VN 526 166	-	8.606 VN 526 166
0591	600	61x72x150	2.606 91 W02	3.606 VN W02	-	8.606 VN W02

## TURBO

RIF. REF.	LT.	HxPxL cm	COD. FERRO STEEL CODE	COD. INOX ST. STEEL CODE	COD. INOX FIOR. ST. STEEL CHASED	COD. ALLUMINIO ALUMINIUM CODE
<b>165.24</b>						
1215	300	43x53x150	2.300 21 560 358	3.300 ON 560 358	3F300 ON 560 358	-
1220	300	54x60x108	2.301 31 551 167	3.301 PN 551 167	3F301 PN 551 167	-
1225	300	72x61x74	2.308 70 554 165	3.308 TZ 554 165	-	8.308 TZ 554 165
1230	300	72x72x65	2.318 BB 554 165	3.318 OB 554 165	-	8.318 OB 554 165
1235	400	60x60x125	2.405 71 552 166	3.405 TN 552 166	-	8.405 TN 552 166
1240	420	54x60x150	2.440 31 551 167	3.440 PN 551 167	3F440 PN 551 167	-
1245	450	72x61x110	2.450 70 554 165	3.450 TZ 554 165	-	-
<b>175.24</b>						
0920	300	43x53x150	2.306 21 316	3.306 ON 316	3F306 ON 316	-
0930	300	54x60x108	2.323 31 318	3.323 PN 318	3F323 PN 318	-
0925	300	60x60x95	2.322 71 317	3.322 TN 317	-	8.322 TN 317
0935	350	54x60x125	2.352 31 318	3.352 PN 318	3F352 PN 318	-
0940	400	60x60x125	2.400 71 317	3.400 TN 317	-	8.400 TN 317

## TURBO

RIF. REF.	LT.	HxPxL cm	COD. FERRO STEEL CODE	COD. INOX ST. STEEL CODE	COD. INOX FIOR. ST. STEEL CHASED	COD. ALLUMINIO ALUMINIUM CODE
-----------	-----	----------	-----------------------	--------------------------	----------------------------------	-------------------------------

### 175.24

0945	420	54x60x150	2.441 31 318	3.441 PN 318	3F441 PN 318	-
1250	500	60x60x150	2.500 71 552 166	3.500 TN 552 166	3F500 TN 552 166	8.500 TN 552 166
1255	500	72x72x105	2.501 BB 554 165	3.501 OB 554 165	-	8.501 OB 554 165

### 180.24 - 180.26 CABINATI/CHASSIS

1215	300	43x53x150	2.300 21 560 358	3.300 ON 560 358	3F300 ON 560 358	-
1220	300	54x60x108	2.301 31 551 167	3.301 PN 551 167	3F301 PN 551 167	-
1235	400	60x60x125	2.405 71 552 166	3.405 TN 552 166	-	8.405 TN 552 166
1225	300	72x61x74	2.308 70 554 165	3.308 TZ 554 165	-	8.308 TZ 554 165
1230	300	72x72x65	2.318 BB 554 165	3.318 OB 554 165	-	8.318 OB 554 165
1285	400	72x72x85	2.401 BB 554 165	3.401 OB 554 165	-	8.401 OB 554 165
1290	400	72x61x100	2.403 70 554 165	3.403 TZ 554 165	-	8.403 TZ 554 165
1240	420	54x60x150	2.440 31 551 167	3.440 PN 551 167	3F440 PN 551 167	-
1245	450	72x61x110	2.450 70 554 165	3.450 TZ 554 165	-	-
1250	500	60x60x150	2.500 71 552 166	3.500 TN 552 166	3F500 TN 552 166	8.500 TN 552 166
1255	500	72x72x105	2.501 BB 554 165	3.501 OB 554 165	-	8.501 OB 554 165
1260	500	72x61x125	2.503 70 554 165	3.503 TZ 554 165	-	8.503 TZ 554 165
1265	600	60x60x175	2.601 71 552 166	3.601 TN 552 166	3F601 TN 552 166	8.601 TN 552 166
1270	600	72x61x150	2.603 70 554 165	3.603 TZ 554 165	-	8.603 TZ 554 165
1275	600	72x72x125	2.605 BB 554 165	3.605 OB 554 165	-	8.605 OB 554 165

### 180.24 - 180.26 TRATTORI/TRACTORS

1225	300	72x61x74	2.308 70 554 165	3.308 TZ 554 165	-	8.308 TZ 554 165
1230	300	72x72x65	2.318 BB 554 165	3.318 OB 554 165	-	8.318 OB 554 165
1285	400	72x72x85	2.401 BB 554 165	3.401 OB 554 165	-	8.401 OB 554 165
1290	400	72x61x100	2.403 70 554 165	3.403 TZ 554 165	-	8.403 TZ 554 165
1245	450	72x61x110	2.450 70 554 165	3.450 TZ 554 165	-	-
1255	500	72x72x105	2.501 BB 554 165	3.501 OB 554 165	-	8.501 OB 554 165
1280	500	72x61x125	2.503 72 554 165	3.503 TO 554 165	-	8.503 TO 554 165

### 190.30 - 190.38 CABINATI/CHASSIS

1225	300	72x61x74	2.308 70 554 165	3.308 TZ 554 165	-	8.308 TZ 554 165
1230	300	72x72x65	2.318 BB 554 165	3.318 OB 554 165	-	8.318 OB 554 165
1285	400	72x72x85	2.401 BB 554 165	3.401 OB 554 165	-	8.401 OB 554 165
1290	400	72x61x100	2.403 70 554 165	3.403 TZ 554 165	-	8.403 TZ 554 165
1235	400	60x60x125	2.405 71 552 166	3.405 TN 552 166	-	8.405 TN 552 166
1240	420	54x60x150	2.440 31 551 167	3.440 PN 551 167	3F440 PN 551 167	-
1245	450	72x61x110	2.450 70 554 165	3.450 TZ 554 165	-	-
1250	500	60x60x150	2.500 71 552 166	3.500 TN 552 166	3F500 TN 552 166	8.500 TN 552 166
1255	500	72x72x105	2.501 BB 554 165	3.501 OB 554 165	-	8.501 OB 554 165
1260	500	72x61x125	2.503 70 554 165	3.503 TZ 554 165	-	8.503 TZ 554 165
1265	600	60x60x175	2.601 71 552 166	3.601 TN 552 166	3F601 TN 552 166	8.601 TN 552 166
1270	600	72x61x150	2.603 70 554 165	3.603 TZ 554 165	-	8.603 TZ 554 165
1275	600	72x72x125	2.605 BB 554 165	3.605 OB 554 165	-	8.605 OB 554 165

## TURBO

RIF. REF.	LT.	HxPxL cm	COD. FERRO STEEL CODE	COD. INOX ST. STEEL CODE	COD. INOX FIOR. ST. STEEL CHASSED	COD. ALLUMINIO ALUMINIUM CODE
<b>190.30 - 190.38 TRATTORI/TRACTORS</b>						
1295	300	72x61x74	2.308 72 554 165	3.308 TO 554 165	-	8.308 TO 554 165
1230	300	72x72x65	2.318 BB 554 165	3.318 OB 554 165	-	8.318 OB 554 165
1285	400	72x72x85	2.401 BB 554 165	3.401 OB 554 165	-	8.401 OB 554 165
1290	400	72x61x100	2.403 70 554 165	3.403 TZ 554 165	-	8.403 TZ 554 165
1245	450	72x61x110	2.450 70 554 165	3.450 TZ 554 165	-	-
1255	500	72x72x105	2.501 BB 554 165	3.501 OB 554 165	-	8.501 OB 554 165
1280	500	72x61x125	2.503 72 554 165	3.503 TO 554 165	-	8.503 TO 554 165

## TURBOTECH-TURBOSTAR

RIF. REF.	LT.	HxPxL cm	COD. FERRO STEEL CODE	COD. INOX ST. STEEL CODE	COD. INOX FIOR. ST. STEEL CHASSED	COD. ALLUMINIO ALUMINIUM CODE
<b>190.26 - 190.32 - 190.36 - 190.42 - 190.48 TRATTORI/TRACTORS</b>						
1300	300	72x61x74	2.308 72 521 165	3.308 TO 521 165	-	8.308 TO 521 165
1375	300	72x72x65	2.318 BB 521 165	3.318 OB 521 165	-	8.318 OB 521 165
1380	300	61x72x74	2.309 91 520 166	3.309 VN 520 166	-	8.306 VN 520 166
1385	400	72x72x85	2.401 BB 521 165	3.401 OB 521 165	-	8.401 OB 521 165
1390	400	72x61x100	2.403 70 521 165	3.403 TZ 521 165	-	8.403 TZ 521 165
1395	400	61x72x100	2.408 91 520 166	3.408 VN 520 166	-	8.406 VN 520 166
1400	450	72x61x110	2.450 70 521 165	3.450 TZ 521 165	-	-
1405	500	72x72x105	2.501 BB 521 165	3.501 OB 521 165	-	8.501 OB 521 165
1305	500	72x61x125	2.503 72 521 165	3.503 TO 521 165	-	8.503 TO 521 165
<b>190.48 TRATTORE sospensioni pneumatiche/TRACTOR air suspensions</b>						
1340	500	72x61x125	2.503 70 521 165	3.503 TZ 521 165	-	8.503 TZ 521 165
1345	500	61x72x125	2.505 91 520 166	3.505 VN 520 166	-	8.506 VN 520 166
1365	600	72x72x125	2.605 BB 521 165	3.605 OB 521 165	-	8.605 OB 521 165
<b>190.26 - 190.32 - 190.36 - 190.42 - 190.48 CABINATI/CHASSIS</b>						
1310	300	43x53x150	2.300 19 517 358	3.300 NV 517 358	3F300 NV 517 358	-
1315	300	54x60x108	2.301 31 519 167	3.301 PN 519 167	3F301 PN 519 167	-
1370	300	72x61x74	2.308 70 521 165	3.308 TZ 521 165	-	8.308 TZ 521 165
1375	300	72x72x65	2.318 BB 521 165	3.318 OB 521 165	-	8.318 OB 521 165
1380	300	61x72x74	2.309 91 520 166	3.309 VN 520 166	-	8.306 VN 520 166
1320	350	54x60x125	2.351 31 519 167	3.351 PN 519 167	3F351 PN 519 167	-
1385	400	72x72x85	2.401 BB 521 165	3.401 OB 521 165	-	8.401 OB 521 165
1390	400	72x61x100	2.403 70 521 165	3.403 TZ 521 165	-	8.403 TZ 521 165
1325	400	60x60x125	2.405 71 520 166	3.405 TN 520 166	-	8.405 TN 520 166
1395	400	61x72x100	2.408 91 520 166	3.408 VN 520 166	-	8.406 VN 520 166
1330	420	54x60x150	2.440 31 519 167	3.440 PN 519 167	3F440 PN 519 167	-
1400	450	72x61x110	2.450 70 521 165	3.450 TZ 521 165	-	-
1335	500	60x60x150	2.500 71 520 166	3.500 TN 520 166	3F500 TN 520 166	8.500 TN 520 166
1405	500	72x72x105	2.501 BB 521 165	3.501 OB 521 165	-	8.501 OB 521 165
1340	500	72x61x125	2.503 70 521 165	3.503 TZ 521 165	-	8.503 TZ 521 165
1345	500	61x72x125	2.505 91 520 166	3.505 VN 520 166	-	8.506 VN 520 166

## TURBOTECH-TURBOSTAR

RIF. REF.	LT.	HxPxL cm	COD. FERRO STEEL CODE	COD. INOX ST. STEEL CODE	COD. INOX FIOR. ST. STEEL CHASED	COD. ALLUMINIO ALUMINIUM CODE
<b>190.26 - 190.32 - 190.36 - 190.42 - 190.48 CABINATI/CHASSIS</b>						
1355	600	60x60x175	2.601 71 520 166	3.601 TN 520 166	3F601 TN 520 166	8.601 TN 520 166
1360	600	72x61x150	2.603 70 521 165	3.603 TZ 521 165	-	8.603 TZ 521 165
1365	600	72x72x125	2.605 BB 521 165	3.605 OB 521 165	-	8.605 OB 521 165
1350	600	61x72x150	2.606 91 520 166	3.606 VN 520 166	-	8.606 VN 520 166
<b>240-36</b>						
1310	300	43x53x150	2.300 19 517 358	3.300 NV 517 358	3F300 NV 517 358	-
1315	300	54x60x108	2.301 31 519 167	3.301 PN 519 167	3F301 PN 519 167	-
1370	300	72x61x74	2.308 70 521 165	3.308 TZ 521 165	-	8.308 TZ 521 165
1380	300	61x72x74	2.309 91 520 166	3.309 VN 520 166	-	8.306 VN 520 166
1375	300	72x72x65	2.318 BB 521 165	3.318 OB 521 165	-	8.318 OB 521 165
1320	350	54x60x125	2.351 31 519 167	3.351 PN 519 167	3F351 PN 519 167	-
1325	400	60x60x125	2.405 71 520 166	3.405 TN 520 166	-	8.405 TN 520 166
1385	400	72x72x85	2.401 BB 521 165	3.401 OB 521 165	-	8.401 OB 521 165
1390	400	72x61x100	2.403 70 521 165	3.403 TZ 521 165	-	8.403 TZ 521 165
1395	400	61x72x100	2.408 91 520 166	3.408 VN 520 166	-	8.406 VN 520 166
1330	420	54X60X150	2.440 31 519 167	3.440 PN 519 167	3F440 PN 519 167	-
1335	500	60x60x150	2.500 71 520 166	3.500 TN 520 166	3F500 TN 520 166	8.500 TN 520 166
1340	500	72x61x125	2.503 70 521 165	3.503 TZ 521 165	-	8.503 TZ 521 165
1345	500	61x72x125	2.505 91 520 166	3.505 VN 520 166	-	8.506 VN 520 166
1405	500	72x72x105	2.501 BB 521 165	3.501 OB 521 165	-	8.501 OB 521 165
1350	600	61x72x150	2.606 91 520 166	3.606 VN 520 166	-	8.606 VN 520 166
1355	600	60x60x175	2.601 71 520 166	3.601 TN 520 166	3F601 TN 520 166	8.601 TN 520 166
1360	600	72x61x150	2.603 70 521 165	3.603 TZ 521 165	-	8.603 TZ 521 165
1365	600	72x72x125	2.605 BB 521 165	3.605 OB 521 165	-	8.605 OB 521 165



**SERIE 2**  
pag. 29



**SERIE 3**  
pag. 30



**SERIE 4**  
pag. 31



**SERIE P**  
pag. 34



**SERIE P XPI**  
pag. 35



**SERIE R**  
pag. 35



**SERIE R XPI**  
pag. 37



**SERIE T**  
pag. 39



## SERIE 2

RIF. REF.	LT.	HxPxL cm	COD. FERRO STEEL CODE	COD. INOX ST. STEEL CODE	COD. INOX FIOR. ST. STEEL CHASED	COD. ALLUMINIO ALUMINIUM CODE
-----------	-----	----------	--------------------------	-----------------------------	-------------------------------------	----------------------------------

### 92H CABINATO/CHASSIS

1500	300	60x60x95	2.303 41 504 426	3.303 QN 504 426	-	8.303 QN 504 426
1505	400	72x61x100	2.403 61 505 424	3.403 SN 505 424	-	8.403 SN 505 424
1510	400	60x60x125	2.405 41 504 426	3.405 QN 504 426	-	8.405 QN 504 426
1515	420	54x60x150	2.440 BH 500 425	3.440 OH 500 425	3F440 OH 500 425	-
1520	450	72x61x110	2.450 61 505 424	3.450 SN 505 424	-	-
1525	500	60x60x150	2.500 41 504 426	3.500 QN 504 426	3F500 QN 504 426	8.500 QN 504 426
1530	500	72x61x125	2.503 61 505 424	3.503 SN 505 424	-	8.503 SN 505 424
1535	600	60x60x175	2.601 41 504 426	3.601 QN 504 426	3F601 QN 504 426	8.601 QN 504 426
1540	600	72x61x150	2.603 61 505 424	3.603 SN 505 424	-	8.603 SN 505 424
1545	600	72x72x125	2.605 CC 505 424	3.605 PC 505 424	-	8.605 PC 505 424

### 112H - 142H CABINATI/CHASSIS

1500	300	60x60x95	2.303 41 504 426	3.303 QN 504 426	-	8.303 QN 504 426
1505	400	72x61x100	2.403 61 505 424	3.403 SN 505 424	-	8.403 SN 505 424
1510	400	60x60x125	2.405 41 504 426	3.405 QN 504 426	-	8.405 QN 504 426
1515	420	54x60x150	2.440 BH 500 425	3.440 OH 500 425	3F440 OH 500 425	-
1520	450	72x61x110	2.450 61 505 424	3.450 SN 505 424	-	-
1525	500	60x60x150	2.500 41 504 426	3.500 QN 504 426	3F500 QN 504 426	8.500 QN 504 426
1530	500	72x61x125	2.503 61 505 424	3.503 SN 505 424	-	8.503 SN 505 424
1535	600	60x60x175	2.601 41 504 426	3.601 QN 504 426	3F601 QN 504 426	8.601 QN 504 426
1540	600	72x61x150	2.603 61 505 424	3.603 SN 505 424	-	8.603 SN 505 424
1545	600	72x72x125	2.605 CC 505 424	3.605 PC 505 424	-	8.605 PC 505 424

### 112H - 142H TRATTORI/TRACTORS

1550	200	72x61x52	2.210 62 505 424	3.210 SO 505 424	-	8.210 SO 505 424
1500	300	60x60x95	2.303 41 504 426	3.303 QN 504 426	-	8.303 QN 504 426
1505	400	72x61x100	2.403 61 505 424	3.403 SN 505 424	-	8.403 SN 505 424
1510	400	60x60x125	2.405 41 504 426	3.405 QN 504 426	-	8.405 QN 504 426
1520	450	72x61x110	2.450 61 505 424	3.450 SN 505 424	-	-
1530	500	72x61x125	2.503 61 505 424	3.503 SN 505 424	-	8.503 SN 505 424
1545	600	72x72x125	2.605 CC 505 424	3.605 PC 505 424	-	8.605 PC 505 424

### 112MA - 142MA TRATTORE sospensioni meccaniche/TRACTOR mechanical suspensions

1555	500	72x61x125	2.503 95 505 424	3.503 VR 505 424	-	8.503 VR 505 424
1560	600	72x61x150	2.603 97 505 424	3.603 VT 505 424	-	8.603 VT 505 424

### 112MA TRATTORE sospensioni pneumatiche/TRACTOR air suspensions

1565	400	72x61x100	2.403 94 505 424	3.403 VQ 505 424	-	8.403 VQ 505 424
1570	600	72x72x125	2.605 92 505 424	3.605 VO 505 424	-	8.605 VO 505 424

### 112MA - 142MA TRATTORE serbatoio supplementare/TRACTOR supplementary tank

1575	400	72x61x100	2.403 95 505 424	3.403 VR 505 424	-	8.403 VR 505 424
1555	500	72x61x125	2.503 95 505 424	3.503 VR 505 424	-	8.503 VR 505 424

### 142MA TRATTORE sospensioni pneumatiche/TRACTOR air suspensions

1565	400	72x61x100	2.403 94 505 424	3.403 VQ 505 424	-	8.403 VQ 505 424
1580	600	72x61x150	2.603 94 505 424	3.603 VQ 505 424	-	8.603 VQ 505 424
1570	600	72x72x125	2.605 92 505 424	3.605 VO 505 424	-	8.605 VO 505 424

## SERIE 3

RIF. REF.	LT.	HxPxL cm	COD. FERRO STEEL CODE	COD. INOX ST. STEEL CODE	COD. INOX FIOR. ST. STEEL CHASED	COD. ALLUMINIO ALUMINIUM CODE
-----------	-----	----------	--------------------------	-----------------------------	-------------------------------------	----------------------------------

### 93H CABINATO/CHASSIS

1585	400	72x61x100	2.403 85 505 424	3.403 UR 505 424	-	8.403 UR 505 424
1590	400	60x60x125	2.405 87 504 426	3.405 UT 504 426	-	8.405 UT 504 426
1595	400	61x72x100	2.408 90 504 426	3.408 VZ 504 426	-	8.406 VZ 504 426
1600	420	54x60x150	2.440 BL 500 425	3.440 OL 500 425	3F440 OL 500 425	-
1605	500	60x60x150	2.500 87 504 426	3.500 UT 504 426	3F500 UT 504 426	8.500 UT 504 426
1610	500	72x61x125	2.503 85 505 424	3.503 UR 505 424	-	8.503 UR 505 424
1615	500	61x72x125	2.505 90 504 426	3.505 VZ 504 426	-	8.506 VZ 504 426
1620	600	60x60x175	2.601 86 504 426	3.601 US 504 426	3F601 US 504 426	8.601 US 504 426
1625	600	72x61x150	2.603 84 505 424	3.603 UQ 505 424	-	8.603 UQ 505 424
1630	600	61x72x150	2.606 90 504 426	3.606 VZ 504 426	-	8.606 VZ 504 426

### 113H - 143H CABINATI/CHASSIS

1585	400	72x61x100	2.403 85 505 424	3.403 UR 505 424	-	8.403 UR 505 424
1590	400	60x60x125	2.405 87 504 426	3.405 UT 504 426	-	8.405 UT 504 426
1595	400	61x72x100	2.408 90 504 426	3.408 VZ 504 426	-	8.406 VZ 504 426
1600	420	54x60x150	2.440 BL 500 425	3.440 OL 500 425	3F440 OL 500 425	-
1605	500	60x60x150	2.500 87 504 426	3.500 UT 504 426	3F500 UT 504 426	8.500 UT 504 426
1610	500	72x61x125	2.503 85 505 424	3.503 UR 505 424	-	8.503 UR 505 424
1615	500	61x72x125	2.505 90 504 426	3.505 VZ 504 426	-	8.506 VZ 504 426
1620	600	60x60x175	2.601 86 504 426	3.601 US 504 426	3F601 US 504 426	8.601 US 504 426
1625	600	72x61x150	2.603 84 505 424	3.603 UQ 505 424	-	8.603 UQ 505 424
1630	600	61x72x150	2.606 90 504 426	3.606 VZ 504 426	-	8.606 VZ 504 426

### 113H - 143H TRATTORI/TRACTORS

1585	400	72x61x100	2.403 85 505 424	3.403 UR 505 424	-	8.403 UR 505 424
1590	400	60x60x125	2.405 87 504 426	3.405 UT 504 426	-	8.405 UT 504 426
1595	400	61x72x100	2.408 90 504 426	3.408 VZ 504 426	-	8.406 VZ 504 426
1610	500	72x61x125	2.503 85 505 424	3.503 UR 505 424	-	8.503 UR 505 424
1615	500	61x72x125	2.505 90 504 426	3.505 VZ 504 426	-	8.506 VZ 504 426
1630	600	61x72x150	2.606 90 504 426	3.606 VZ 504 426	-	8.606 VZ 504 426

### 93M CABINATO sospensioni meccaniche/CHASSIS mechanical suspensions

1635	400	72x61x100	2.403 82 505 424	3.403 UO 505 424	-	8.403 UO 505 424
1640	500	72x61x125	2.503 97 505 424	3.503 VT 505 424	-	8.503 VT 505 424
1645	600	72x61x150	2.603 83 505 424	3.603 UP 505 424	-	8.603 UP 505 424
1650	600	72x72x125	2.605 CL 505 424	3.605 PL 505 424	-	8.605 PL 505 424

### 93M CABINATO sospensioni pneumatiche/CHASSIS air suspensions

1655	400	72x61x100	2.403 79 505 424	3.403 TV 505 424	-	8.403 TV 505 424
1660	500	72x61x125	2.503 94 505 424	3.503 VQ 505 424	-	8.503 VQ 505 424
1580	600	72x61x150	2.603 94 505 424	3.603 VQ 505 424	-	8.603 VQ 505 424

### 113MA - 143MA TRATTORI sospensioni meccaniche/TRACTORS mechanical suspensions

1665	200	72x61x52	2.210 99 505 424	3.210 VV 505 424	-	8.210 VV 505 424
1635	400	72x61x100	2.403 82 505 424	3.403 UO 505 424	-	8.403 UO 505 424
1640	500	72x61x125	2.503 97 505 424	3.503 VT 505 424	-	8.503 VT 505 424
1645	600	72x61x150	2.603 83 505 424	3.603 UP 505 424	-	8.603 UP 505 424
1650	600	72x72x125	2.605 CL 505 424	3.605 PL 505 424	-	8.605 PL 505 424

## SERIE 3

RIF. REF.	LT.	HxPxL cm	COD. FERRO STEEL CODE	COD. INOX ST. STEEL CODE	COD. INOX FIOR. ST. STEEL CHASED	COD. ALLUMINIO ALUMINIUM CODE
-----------	-----	----------	-----------------------	--------------------------	----------------------------------	-------------------------------

### 113MA - 143MA TRATTORI sospensioni pneumatiche/TRACTORS air suspensions

1655	400	72x61x100	2.403 79 505 424	3.403 TV 505 424	-	8.403 TV 505 424
1660	500	72x61x125	2.503 94 505 424	3.503 VQ 505 424	-	8.503 VQ 505 424
1580	600	72x61x150	2.603 94 505 424	3.603 VQ 505 424	-	8.603 VQ 505 424

### 113MA TRATTORE serbatoio supplementare/TRACTOR supplementary tank

1555	500	72x61x125	2.503 95 505 424	3.503 VR 505 424	-	8.503 VR 505 424
------	-----	-----------	------------------	------------------	---	------------------

### 143MA TRATTORE serbatoio supplementare/TRACTOR supplementary tank

1575	400	72x61x100	2.403 95 505 424	3.403 VR 505 424	-	8.403 VR 505 424
1555	500	72x61x125	2.503 95 505 424	3.503 VR 505 424	-	8.503 VR 505 424

## SERIE 4

RIF. REF.	LT.	HxPxL cm	COD. FERRO STEEL CODE	COD. INOX ST. STEEL CODE	COD. INOX FIOR. ST. STEEL CHASED	COD. ALLUMINIO ALUMINIUM CODE
-----------	-----	----------	-----------------------	--------------------------	----------------------------------	-------------------------------

### 94D - 94G CABINATI/CHASSIS

1667	300	43x65x118	-	-	-	8.311 OW 631 427
1670	400	60x60x125	2.405 87 622 426	3.405 UT 622 426	-	8.405 UT 622 426
1675	400	43x65x157	-	-	-	8.411 OW 631 427
1680	420	54x60x150	2.440 BL 624 425	3.440 OL 624 425	3F440 OL 624 425	-
1685	500	60x60x150	2.500 87 622 426	3.500 UT 622 426	3F500 UT 622 426	8.500 UT 622 426
1690	500	72x61x125	2.503 85 623 424	3.503 UR 623 424	-	8.503 UR 623 424
1695	500	43x65x195	-	-	-	8.511 J8 631 427 (°)
1700	600	60x60x175	2.601 87 622 426	3.601 UT 622 426	3F601 UT 622 426	8.601 UT 622 426
1705	600	72x61x150	2.603 85 623 424	3.603 UR 623 424	-	8.603 UR 623 424
1710	600	72x72x125	2.605 EK 623 424	3.605 RK 623 424	-	8.605 RK 623 424
1715	600	61x72x150	2.606 EY 622 426	3.606 RY 622 426	-	8.606 RY 622 426
1720	700	72x72x146	2.705 YD 623 424	3.705 JD 623 424	-	8.705 JD 623 424
1725	770	72x72x162	2.765 YD 623 424	-	-	8.765 JD 623 424

°Serbatoio fornito con kit fissaggio 3 staffe

°Tank supplied with 3 brackets fixing kit

### 114C - 114G - 144G TRATTORI/TRACTORS

1667	300	43x65x118	-	-	-	8.311 OW 631 427
1670	400	60x60x125	2.405 87 622 426	3.405 UT 622 426	-	8.405 UT 622 426
1680	420	54x60x150	2.440 BL 624 425	3.440 OL 624 425	3F440 OL 624 425	-
1685	500	60x60x150	2.500 87 622 426	3.500 UT 622 426	3F500 UT 622 426	8.500 UT 622 426
1690	500	72x61x125	2.503 85 623 424	3.503 UR 623 424	-	8.503 UR 623 424
1705	600	72x61x150	2.603 85 623 424	3.603 UR 623 424	-	8.603 UR 623 424
1710	600	72x72x125	2.605 EK 623 424	3.605 RK 623 424	-	8.605 RK 623 424
1715	600	61x72x150	2.606 EY 622 426	3.606 RY 622 426	-	8.606 RY 622 426
1720	700	72x72x146	2.705 YD 623 424	3.705 JD 623 424	-	8.705 JD 623 424

### 114C - 114G - 144G CABINATI/CHASSIS

1667	300	43x65x118	-	-	-	8.311 OW 631 427
1670	400	60x60x125	2.405 87 622 426	3.405 UT 622 426	-	8.405 UT 622 426
1675	400	43x65x157	-	-	-	8.411 OW 631 427
1680	420	54x60x150	2.440 BL 624 425	3.440 OL 624 425	3F440 OL 624 425	-
1685	500	60x60x150	2.500 87 622 426	3.500 UT 622 426	3F500 UT 622 426	8.500 UT 622 426

## SERIE 4

RIF. REF.	LT.	HxPxL cm	COD. FERRO STEEL CODE	COD. INOX ST. STEEL CODE	COD. INOX FIOR. ST. STEEL CHASED	COD. ALLUMINIO ALUMINIUM CODE
-----------	-----	----------	--------------------------	-----------------------------	-------------------------------------	----------------------------------

### 114C - 114G - 144G CABINATI/CHASSIS

1690	500	72x61x125	2.503 85 623 424	3.503 UR 623 424	-	8.503 UR 623 424
1695	500	43x65x195	-	-	-	8.511 J8 631 427 (°)
1700	600	60x60x175	2.601 87 622 426	3.601 UT 622 426	3F601 UT 622 426	8.601 UT 622 426
1705	600	72x61x150	2.603 85 623 424	3.603 UR 623 424	-	8.603 UR 623 424
1710	600	72x72x125	2.605 EK 623 424	3.605 RK 623 424	-	8.605 RK 623 424
1715	600	61x72x150	2.606 EY 622 426	3.606 RY 622 426	-	8.606 RY 622 426
1720	700	72x72x146	2.705 YD 623 424	3.705 JD 623 424	-	8.705 JD 623 424
1725	770	72x72x162	2.765 YD 623 424	-	-	8.765 JD 623 424

### 114L - 144L - 164L CABINATI/CHASSIS

1667	300	43x65x118	-	-	-	8.311 OW 631 427
1670	400	60x60x125	2.405 87 622 426	3.405 UT 622 426	-	8.405 UT 622 426
1675	400	43x65x157	-	-	-	8.411 OW 631 427
1680	420	54x60x150	2.440 BL 624 425	3.440 OL 624 425	3F440 OL 624 425	-
1685	500	60x60x150	2.500 87 622 426	3.500 UT 622 426	3F500 UT 622 426	8.500 UT 622 426
1690	500	72x61x125	2.503 85 623 424	3.503 UR 623 424	-	8.503 UR 623 424
1695	500	43x65x195	-	-	-	8.511 J8 631 427 (°)
1700	600	60x60x175	2.601 87 622 426	3.601 UT 622 426	3F601 UT 622 426	8.601 UT 622 426
1705	600	72x61x150	2.603 85 623 424	3.603 UR 623 424	-	8.603 UR 623 424
1710	600	72x72x125	2.605 EK 623 424	3.605 RK 623 424	-	8.605 RK 623 424
1715	600	61x72x150	2.606 EY 622 426	3.606 RY 622 426	-	8.606 RY 622 426
1730	700	72x61x175	2.703 Y4 623 424	-	-	8.703 J4 623 424
1720	700	72x72x146	2.705 YD 623 424	3.705 JD 623 424	-	8.705 JD 623 424
1735	700	61x72x175	2.706 Y5 622 426	-	-	8.706 J5 622 426
1725	770	72x72x162	2.765 YD 623 424	-	-	8.765 JD 623 424
1740	800	72x61x196	2.803 Y4 623 424	-	-	8.803 J4 623 424
1745	800	61x72x196	2.806 Y5 622 426	-	-	8.806 J5 622 426
1750	800	72x72x170	2.805 YD 623 424	-	-	8.805 JD 623 424
1755	930	72x72x196	2.905 YD 623 424	3.905 JD 623 424	-	8.905 JD 623 424

### 114L - 144L - 164L TRATTORI/TRACTORS

1670	400	60x60x125	2.405 87 622 426	3.405 UT 622 426	-	8.405 UT 622 426
1685	500	60x60x150	2.500 87 622 426	3.500 UT 622 426	3F500 UT 622 426	8.500 UT 622 426
1690	500	72x61x125	2.503 85 623 424	3.503 UR 623 424	-	8.503 UR 623 424
1705	600	72x61x150	2.603 85 623 424	3.603 UR 623 424	-	8.603 UR 623 424
1710	600	72x72x125	2.605 EK 623 424	3.605 RK 623 424	-	8.605 RK 623 424
1715	600	61x72x150	2.606 EY 622 426	3.606 RY 622 426	-	8.606 RY 622 426
1720	700	72x72x146	2.705 YD 623 424	3.705 JD 623 424	-	8.705 JD 623 424
1725	770	72x72x162	2.765 YD 623 424	-	-	8.765 JD 623 424

### 124C - 124G - 124L TRATTORI/TRACTORS

1760	400	60x60x125	2.405 87 W06	3.405 UT W06	-	8.405 UT W06
1765	500	60x60x150	2.500 87 W06	3.500 UT W06	3F500 UT W06	8.500 UT W06
1770	500	72x61x125	2.503 85 W07	3.503 UR W07	-	8.503 UR W07
1775	600	72x61x150	2.603 85 W07	3.603 UR W07	-	8.603 UR W07

°Serbatoio fornito con kit fissaggio 3 staffe

°Tank supplied with 3 brackets fixing kit

## SERIE 4

RIF. REF.	LT.	HxPxL cm	COD. FERRO STEEL CODE	COD. INOX ST. STEEL CODE	COD. INOX FIOR. ST. STEEL CHASED	COD. ALLUMINIO ALUMINIUM CODE
-----------	-----	----------	--------------------------	-----------------------------	-------------------------------------	----------------------------------

### 124C - 124G - 124L TRATTORI/TRACTORS

1780	600	72x72x125	2.605 EK W07	3.605 RK W07	-	8.605 RK W07
1785	600	61x72x150	2.606 EY W06	3.606 RY W06	-	8.606 RY W06
1790	700	72x72x146	2.705 YD W07	3.705 JD W07	-	8.705 JD W07

### 124C - 124G - 124L CABINATI/CHASSIS

1760	400	60x60x125	2.405 87 W06	3.405 UT W06	-	8.405 UT W06
1765	500	60x60x150	2.500 87 W06	3.500 UT W06	3F500 UT W06	8.500 UT W06
1770	500	72x61x125	2.503 85 W07	3.503 UR W07	-	8.503 UR W07
1795	600	60x60x175	2.601 87 W06	3.601 UT W06	3F601 UT W06	8.601 UT W06
1775	600	72x61x150	2.603 85 W07	3.603 UR W07	-	8.603 UR W07
1780	600	72x72x125	2.605 EK W07	3.605 RK W07	-	8.605 RK W07
1785	600	61x72x150	2.606 EY W06	3.606 RY W06	-	8.606 RY W06
1800	700	72x61x175	2.703 Y4 W07	-	-	8.703 J4 W07
1790	700	72x72x146	2.705 YD W07	3.705 JD W07	-	8.705 JD W07
1805	700	61x72x175	2.706 Y5 W06	-	-	8.706 J5 W06
1810	770	72x72x162	2.765 YD W07	-	-	8.765 JD W07
1815	800	72x61x196	2.803 Y4 W07	-	-	8.803 J4 W07
1820	800	72x72x170	2.805 YD W07	-	-	8.805 JD W07
1825	800	61x72x196	2.806 Y5 W06	-	-	8.806 J5 W06
1830	930	72x72x196	2.905 YD W07	3.905 JD W07	-	8.905 JD W07

### 164C TRATTORE/TRACTOR

1670	400	60x60x125	2.405 87 622 426	3.405 UT 622 426	-	8.405 UT 622 426
1690	500	72x61x125	2.503 85 623 424	3.503 UR 623 424	-	8.503 UR 623 424
1710	600	72x72x125	2.605 EK 623 424	3.605 RK 623 424	-	8.605 RK 623 424

### 164G TRATTORE/TRACTOR

1670	400	60x60x125	2.405 87 622 426	3.405 UT 622 426	-	8.405 UT 622 426
1685	500	60x60x150	2.500 87 622 426	3.500 UT 622 426	3F500 UT 622 426	8.500 UT 622 426
1690	500	72x61x125	2.503 85 623 424	3.503 UR 623 424	-	8.503 UR 623 424
1705	600	72x61x150	2.603 85 623 424	3.603 UR 623 424	-	8.603 UR 623 424
1710	600	72x72x125	2.605 EK 623 424	3.605 RK 623 424	-	8.605 RK 623 424
1715	600	61x72x150	2.606 EY 622 426	3.606 RY 622 426	-	8.606 RY 622 426
1720	700	72x72x146	2.705 YD 623 424	3.705 JD 623 424	-	8.705 JD 623 424

### 164G CABINATO/CHASSIS

1667	300	43x65x118	-	-	-	8.311 OW 631 427
1670	400	60x60x125	2.405 87 622 426	3.405 UT 622 426	-	8.405 UT 622 426
1675	400	43x65x157	-	-	-	8.411 OW 631 427
1680	420	54x60x150	2.440 BL 624 425	3.440 OL 624 425	3F440 OL 624 425	-
1685	500	60x60x150	2.500 87 622 426	3.500 UT 622 426	3F500 UT 622 426	8.500 UT 622 426
1690	500	72x61x125	2.503 85 623 424	3.503 UR 623 424	-	8.503 UR 623 424
1700	600	60x60x175	2.601 87 622 426	3.601 UT 622 426	3F601 UT 622 426	8.601 UT 622 426
1705	600	72x61x150	2.603 85 623 424	3.603 UR 623 424	-	8.603 UR 623 424
1710	600	72x72x125	2.605 EK 623 424	3.605 RK 623 424	-	8.605 RK 623 424
1715	600	61x72x150	2.606 EY 622 426	3.606 RY 622 426	-	8.606 RY 622 426
1720	700	72x72x146	2.705 YD 623 424	3.705 JD 623 424	-	8.705 JD 623 424
1725	770	72x72x162	2.765 YD 623 424	-	-	8.765 JD 623 424

In rosso: versione con gruppo unico pescante-livello tipo originale/Red: proposal with original type sender unit  
Nelle ordinazioni citare sempre il numero di codice/For all orders always use our code numbers

## SERIE P

RIF. REF.	LT.	HxPxL cm	COD. FERRO STEEL CODE	COD. INOX ST. STEEL CODE	COD. INOX FIOR. ST. STEEL CHASED	COD. ALLUMINIO ALUMINIUM CODE
-----------	-----	----------	--------------------------	-----------------------------	-------------------------------------	----------------------------------

### P 230 - P 270 - P 310 CABINATI/CHASSIS

1667	300	43x65x118	-	-	-	8.311 OW 631 427
1670	400	60x60x125	2.405 87 622 426	3.405 UT 622 426	-	8.405 UT 622 426
1675	400	43x65x157	-	-	-	8.411 OW 631 427
1680	420	54x60x150	2.440 BL 624 425	3.440 OL 624 425	3F440 OL 624 425	-
1685	500	60x60x150	2.500 87 622 426	3.500 UT 622 426	3F500 UT 622 426	8.500 UT 622 426
1690	500	72x61x125	2.503 85 623 424	3.503 UR 623 424	-	8.503 UR 623 424
1695	500	43x65x195	-	-	-	8.511 J8 631 427 (°)
1700	600	60x60x175	2.601 87 622 426	3.601 UT 622 426	3F601 UT 622 426	8.601 UT 622 426
1705	600	72x61x150	2.603 85 623 424	3.603 UR 623 424	-	8.603 UR 623 424
1710	600	72x72x125	2.605 EK 623 424	3.605 RK 623 424	-	8.605 RK 623 424
1715	600	61x72x150	2.606 EY 622 426	3.606 RY 622 426	-	8.606 RY 622 426
1720	700	72x72x146	2.705 YD 623 424	3.705 JD 623 424	-	8.705 JD 623 424
1725	770	72x72x162	2.765 YD 623 424	-	-	8.765 JD 623 424

°Serbatoio fornito con kit fissaggio 3 staffe

°Tank supplied with 3 brackets fixing kit

### P 340 CABINATO/CHASSIS

1835	300	50x72x94	-	-	-	8.302 RP W43
1760	400	60x60x125	2.405 87 W06	3.405 UT W06	-	8.405 UT W06
1765	500	60x60x150	2.500 87 W06	3.500 UT W06	3F500 UT W06	8.500 UT W06
1770	500	72x61x125	2.503 85 W07	3.503 UR W07	-	8.503 UR W07
1795	600	60x60x175	2.601 87 W06	3.601 UT W06	3F601 UT W06	8.601 UT W06
1775	600	72x61x150	2.603 85 W07	3.603 UR W07	-	8.603 UR W07
1780	600	72x72x125	2.605 EK W07	3.605 RK W07	-	8.605 RK W07
1785	600	61x72x150	2.606 EY W06	3.606 RY W06	-	8.606 RY W06
1800	700	72x61x175	2.703 Y4 W07	-	-	8.703 J4 W07
1790	700	72x72x146	2.705 YD W07	3.705 JD W07	-	8.705 JD W07
1805	700	61x72x175	2.706 Y5 W06	-	-	8.706 J5 W06
1810	770	72x72x162	2.765 YD W07	-	-	8.765 JD W07
1815	800	72x61x196	2.803 Y4 W07	-	-	8.803 J4 W07
1820	800	72x72x170	2.805 YD W07	-	-	8.805 JD W07
1825	800	61x72x196	2.806 Y5 W06	-	-	8.806 J5 W06
1830	930	72x72x196	2.905 YD W07	3.905 JD W07	-	8.905 JD W07

### P 380 - P 420 TRATTORI/TRACTORS

1835	300	50x72x94	-	-	-	8.302 RP W43
1760	400	60x60x125	2.405 87 W06	3.405 UT W06	-	8.405 UT W06
1765	500	60x60x150	2.500 87 W06	3.500 UT W06	3F500 UT W06	8.500 UT W06
1770	500	72x61x125	2.503 85 W07	3.503 UR W07	-	8.503 UR W07
1775	600	72x61x150	2.603 85 W07	3.603 UR W07	-	8.603 UR W07
1780	600	72x72x125	2.605 EK W07	3.605 RK W07	-	8.605 RK W07
1785	600	61x72x150	2.606 EY W06	3.606 RY W06	-	8.606 RY W06
1790	700	72x72x146	2.705 YD W07	3.705 JD W07	-	8.705 JD W07
1810	770	72x72x162	2.765 YD W07	-	-	8.765 JD W07

### P 380 - P 420 CABINATI/CHASSIS

1835	300	50x72x94	-	-	-	8.302 RP W43
1760	400	60x60x125	2.405 87 W06	3.405 UT W06	-	8.405 UT W06



## SERIE P

RIF. REF.	LT.	HxPxL cm	COD. FERRO STEEL CODE	COD. INOX ST. STEEL CODE	COD. INOX FIOR. ST. STEEL CHASED	COD. ALLUMINIO ALUMINIUM CODE
<b>P 380 - P 420 CABINATI/CHASSIS</b>						
1765	500	60x60x150	2.500 87 W06	3.500 UT W06	3F500 UT W06	8.500 UT W06
1770	500	72x61x125	2.503 85 W07	3.503 UR W07	-	8.503 UR W07
1795	600	60x60x175	2.601 87 W06	3.601 UT W06	3F601 UT W06	8.601 UT W06
1775	600	72x61x150	2.603 85 W07	3.603 UR W07	-	8.603 UR W07
1780	600	72x72x125	2.605 EK W07	3.605 RK W07	-	8.605 RK W07
1785	600	61x72x150	2.606 EY W06	3.606 RY W06	-	8.606 RY W06
1800	700	72x61x175	2.703 Y4 W07	-	-	8.703 J4 W07
1790	700	72x72x146	2.705 YD W07	3.705 JD W07	-	8.705 JD W07
1805	700	61x72x175	2.706 Y5 W06	-	-	8.706 J5 W06
1810	770	72x72x162	2.765 YD W07	-	-	8.765 JD W07
1815	800	72x61x196	2.803 Y4 W07	-	-	8.803 J4 W07
1820	800	72x72x170	2.805 YD W07	-	-	8.805 JD W07
1825	800	61x72x196	2.806 Y5 W06	-	-	8.806 J5 W06
1830	930	72x72x196	2.905 YD W07	3.905 JD W07	-	8.905 JD W07

## SERIE P XPI

RIF. REF.	LT.	HxPxL cm	COD. FERRO STEEL CODE	COD. INOX ST. STEEL CODE	COD. INOX FIOR. ST. STEEL CHASED	COD. ALLUMINIO ALUMINIUM CODE
<b>P 230 - P 280 - P 320 - P 360 CABINATI/CHASSIS</b>						
1840	300	50x72x94	-	-	-	8.302 RP W48
1845	300	43x65x118	-	-	-	8.311 OW W29
1850	350	50x72x105	-	-	-	8.353 RP W48
1855	400	60x60x125	2.405 87 W37	3.405 UT W37	-	8.405 UT W37
1860	400	43x65x157	-	-	-	8.411 OW W29
1865	400	50x72x125	-	-	-	8.402 RP W48
1870	500	60x60x150	2.500 87 W37	3.500 UT W37	3F500 UT W37	8.500 UT W37
1875	500	43x65x195	-	-	-	8.511 J8 W29 (°)
1880	600	60x60x175	2.601 87 W37	3.601 UT W37	3F601 UT W37	8.601 UT W37
1885	600	61x72x150	2.606 EY W37	3.606 RY W37	-	8.606 RY W37
1890	600	50x72x185	-	-	-	8.600 6R W48 (°)
1895	700	61x72x175	2.706 Y5 W37	-	-	8.706 J5 W37
1900	750	50x72x225	-	-	-	8.751 6Q W48 (#)
1905	800	61x72x196	2.806 Y5 W37	-	-	8.806 J5 W37

°Serbatoio fornito con kit fissaggio 3 staffe  
°Tank supplied with 3 brackets fixing kit

#Serbatoio fornito con kit fissaggio 4 staffe  
#Tank supplied with 4 brackets fixing kit

## SERIE R

RIF. REF.	LT.	HxPxL cm	COD. FERRO STEEL CODE	COD. INOX ST. STEEL CODE	COD. INOX FIOR. ST. STEEL CHASED	COD. ALLUMINIO ALUMINIUM CODE
<b>R 340 CABINATO/CHASSIS</b>						
1667	300	43x65x118	-	-	-	8.311 OW 631 427
1670	400	60x60x125	2.405 87 622 426	3.405 UT 622 426	-	8.405 UT 622 426
1675	400	43x65x157	-	-	-	8.411 OW 631 427
1680	420	54x60x150	2.440 BL 624 425	3.440 OL 624 425	3F440 OL 624 425	-

In rosso: versione con gruppo unico pescante-livello tipo originale/Red: proposal with original type sender unit  
Nelle ordinazioni citare sempre il numero di codice/For all orders always use our code numbers



## SERIE R

RIF. REF.	LT.	HxPxL cm	COD. FERRO STEEL CODE	COD. INOX ST. STEEL CODE	COD. INOX FIOR. ST. STEEL CHASED	COD. ALLUMINIO ALUMINIUM CODE
<b>R 340 CABINATO/CHASSIS</b>						
1685	500	60x60x150	2.500 87 622 426	3.500 UT 622 426	3F500 UT 622 426	8.500 UT 622 426
1690	500	72x61x125	2.503 85 623 424	3.503 UR 623 424	-	8.503 UR 623 424
1695	500	43x65x195	-	-	-	8.511 J8 631 427 (°)
1700	600	60x60x175	2.601 87 622 426	3.601 UT 622 426	3F601 UT 622 426	8.601 UT 622 426
1705	600	72x61x150	2.603 85 623 424	3.603 UR 623 424	-	8.603 UR 623 424
1710	600	72x72x125	2.605 EK 623 424	3.605 RK 623 424	-	8.605 RK 623 424
1715	600	61x72x150	2.606 EY 622 426	3.606 RY 622 426	-	8.606 RY 622 426
1730	700	72x61x175	2.703 Y4 623 424	-	-	8.703 J4 623 424
1720	700	72x72x146	2.705 YD 623 424	3.705 JD 623 424	-	8.705 JD 623 424
1735	700	61x72x175	2.706 Y5 622 426	-	-	8.706 J5 622 426
1725	770	72x72x162	2.765 YD 623 424	-	-	8.765 JD 623 424
1740	800	72x61x196	2.803 Y4 623 424	-	-	8.803 J4 623 424
1745	800	61x72x196	2.806 Y5 622 426	-	-	8.806 J5 622 426
1750	800	72x72x170	2.805 YD 623 424	-	-	8.805 JD 623 424
1755	930	72x72x196	2.905 YD 623 424	3.905 JD 623 424	-	8.905 JD 623 424

°Serbatoio fornito con kit fissaggio 3 staffe

°Tank supplied with 3 brackets fixing kit

### R 380 - R 420 - R 470 - R 480 CABINATI/CHASSIS

1760	400	60x60x125	2.405 87 W06	3.405 UT W06	-	8.405 UT W06
1765	500	60x60x150	2.500 87 W06	3.500 UT W06	3F500 UT W06	8.500 UT W06
1770	500	72x61x125	2.503 85 W07	3.503 UR W07	-	8.503 UR W07
1795	600	60x60x175	2.601 87 W06	3.601 UT W06	3F601 UT W06	8.601 UT W06
1775	600	72x61x150	2.603 85 W07	3.603 UR W07	-	8.603 UR W07
1780	600	72x72x125	2.605 EK W07	3.605 RK W07	-	8.605 RK W07
1785	600	61x72x150	2.606 EY W06	3.606 RY W06	-	8.606 RY W06
1800	700	72x61x175	2.703 Y4 W07	-	-	8.703 J4 W07
1790	700	72x72x146	2.705 YD W07	3.705 JD W07	-	8.705 JD W07
1805	700	61x72x175	2.706 Y5 W06	-	-	8.706 J5 W06
1810	770	72x72x162	2.765 YD W07	-	-	8.765 JD W07
1815	800	72x61x196	2.803 Y4 W07	-	-	8.803 J4 W07
1820	800	72x72x170	2.805 YD W07	-	-	8.805 JD W07
1825	800	61x72x196	2.806 Y5 W06	-	-	8.806 J5 W06
1830	930	72x72x196	2.905 YD W07	3.905 JD W07	-	8.905 JD W07

### R 380 - R 420 - R 470 - R 480 TRATTORI/TRACTORS

1760	400	60x60x125	2.405 87 W06	3.405 UT W06	-	8.405 UT W06
1765	500	60x60x150	2.500 87 W06	3.500 UT W06	3F500 UT W06	8.500 UT W06
1770	500	72x61x125	2.503 85 W07	3.503 UR W07	-	8.503 UR W07
1775	600	72x61x150	2.603 85 W07	3.603 UR W07	-	8.603 UR W07
1780	600	72x72x125	2.605 EK W07	3.605 RK W07	-	8.605 RK W07
1785	600	61x72x150	2.606 EY W06	3.606 RY W06	-	8.606 RY W06
1790	700	72x72x146	2.705 YD W07	3.705 JD W07	-	8.705 JD W07
1810	770	72x72x162	2.765 YD W07	-	-	8.765 JD W07

## SERIE R

RIF. REF.	LT.	HxPxL cm	COD. FERRO STEEL CODE	COD. INOX ST. STEEL CODE	COD. INOX FIOR. ST. STEEL CHASED	COD. ALLUMINIO ALUMINIUM CODE
<b>R 500 - R 580 CABINATI/CHASSIS</b>						
1667	300	43x65x118	-	-	-	8.311 OW 631 427
1670	400	60x60x125	2.405 87 622 426	3.405 UT 622 426	-	8.405 UT 622 426
1675	400	43x65x157	-	-	-	8.411 OW 631 427
1680	420	54x60x150	2.440 BL 624 425	3.440 OL 624 425	3F440 OL 624 425	-
1685	500	60x60x150	2.500 87 622 426	3.500 UT 622 426	3F 500 UT 622 426	8.500 UT 622 426
1690	500	72x61x125	2.503 85 623 424	3.503 UR 623 424	-	8.503 UR 623 424
1695	500	43x65x195	-	-	-	8.511 J8 631 427 (°)
1700	600	60x60x175	2.601 87 622 426	3.601 UT 622 426	3F601 UT 622 426	8.601 UT 622 426
1705	600	72x61x150	2.603 85 623 424	3.603 UR 623 424	-	8.603 UR 623 424
1710	600	72x72x125	2.605 EK 623 424	3.605 RK 623 424	-	8.605 RK 623 424
1715	600	61x72x150	2.606 EY 622 426	3.606 RY 622 426	-	8.606 RY 622 426
1730	700	72x61x175	2.703 Y4 623 424	-	-	8.703 J4 623 424
1720	700	72x72x146	2.705 YD 623 424	3.705 JD 623 424	-	8.705 JD 623 424
1735	700	61x72x175	2.706 Y5 622 426	-	-	8.706 J5 622 426
1725	770	72x72x162	2.765 YD 623 424	-	-	8.765 JD 623 424
1740	800	72x61x196	2.803 Y4 623 424	-	-	8.803 J4 623 424
1745	800	61x72x196	2.806 Y5 622 426	-	-	8.806 J5 622 426
1750	800	72x72x170	2.805 YD 623 424	-	-	8.805 JD 623 424
1755	930	72x72x196	2.905 YD 623 424	3.905 JD 623 424	-	8.905 JD 623 424

°Serbatoio fornito con kit fissaggio 3 staffe

°Tank supplied with 3 brackets fixing kit

### R 500 - R 580 TRATTORI/TRACTORS

1670	400	60x60x125	2.405 87 622 426	3.405 UT 622 426	-	8.405 UT 622 426
1685	500	60x60x150	2.500 87 622 426	3.500 UT 622 426	3F 500 UT 622 426	8.500 UT 622 426
1690	500	72x61x125	2.503 85 623 424	3.503 UR 623 424	-	8.503 UR 623 424
1705	600	72x61x150	2.603 85 623 424	3.603 UR 623 424	-	8.603 UR 623 424
1710	600	72x72x125	2.605 EK 623 424	3.605 RK 623 424	-	8.605 RK 623 424
1715	600	61x72x150	2.606 EY 622 426	3.606 RY 622 426	-	8.606 RY 622 426
1720	700	72x72x146	2.705 YD 623 424	3.705 JD 623 424	-	8.705 JD 623 424
1725	770	72x72x162	2.765 YD 623 424	-	-	8.765 JD 623 424

## SERIE R XPI

RIF. REF.	LT.	HxPxL cm	COD. FERRO STEEL CODE	COD. INOX ST. STEEL CODE	COD. INOX FIOR. ST. STEEL CHASED	COD. ALLUMINIO ALUMINIUM CODE
<b>R 400 - R 440 - R 480 - R 500 - R 560 - R 620 CABINATI/CHASSIS</b>						
1840	300	50x72x94	-	-	-	8.302 RP W48
1845	300	43x65x118	-	-	-	8.311 OW W29
1850	350	50x72x105	-	-	-	8.353 RP W48
1855	400	60x60x125	2.405 87 W37	3.405 UT W37	-	8.405 UT W37
1865	400	50x72x125	-	-	-	8.402 RP W48
1860	400	43x65x157	-	-	-	8.411 OW W29
1870	500	60x60x150	2.500 87 W37	3.500 UT W37	3F500 UT W37	8.500 UT W37
1930	500	72x61x125	2.503 85 W38	3.503 UR W38	-	8.503 UR W38

In rosso: versione con gruppo unico pescante-livello tipo originale/Red: proposal with original type sender unit  
Nelle ordinazioni citare sempre il numero di codice/For all orders always use our code numbers

## SERIE R XPI

RIF. REF.	LT.	HxPxL cm	COD. FERRO STEEL CODE	COD. INOX ST. STEEL CODE	COD. INOX FIOR. ST. STEEL CHASED	COD. ALLUMINIO ALUMINIUM CODE
-----------	-----	----------	--------------------------	-----------------------------	-------------------------------------	----------------------------------

### R 400 - R 440 - R 480 - R 500 - R 560 - R 620 CABINATI/CHASSIS

1875	500	43x65x195	-	-	-	8.511 J8 W29 (°)
1880	600	60x60x175	2.601 87 W37	3.601 UT W37	3F601 UT W37	8.601 UT W37
1890	600	50x72x185	-	-	-	8.600 6R W48 (°)
1935	600	72x61x150	2.603 85 W38	3.603 UR W38	-	8.603 UR W38
1940	600	72x72x125	2.605 EK W38	3.605 RK W38	-	8.605 RK W38
1885	600	61x72x150	2.606 EY W37	3.606 RY W37	-	8.606 RY W37
1910	700	72x61x175	2.703 Y4 W38	-	-	8.703 J4 W38
1945	700	72x72x146	2.705 YD W38	3.705 JD W38	-	8.705 JD W38
1895	700	61x72x175	2.706 Y5 W37	-	-	8.706 J5 W37
1900	750	50x72x225	-	-	-	8.751 6Q W48 (#)
1950	770	72x72x162	2.765 YD W38	-	-	8.765 JD W38
1915	800	72x61x196	2.803 Y4 W38	-	-	8.803 J4 W38
1905	800	61x72x196	2.806 Y5 W37	-	-	8.806 J5 W37
1920	800	72x72x170	2.805 YD W38	3.805 JD W38	-	8.805 JD W38
1925	930	72x72x196	2.905 YD W38	3.905 JD W38	-	8.905 JD W38

°Serbatoio fornito con kit fissaggio 3 staffe

°Tank supplied with 3 brackets fixing kit

#Serbatoio fornito con kit fissaggio 4 staffe

#Tank supplied with 4 brackets fixing kit

### R 400 - R 440 - R 480 - R 500 - R 560 - R 620 TRATTORI/TRACTORS serbatoio principale/main tank

1840	300	50x72x94	-	-	-	8.302 RP W48
1845	300	43x65x118	-	-	-	8.311 OW W29
1850	350	50x72x105	-	-	-	8.353 RP W48
1855	400	60x60x125	2.405 87 W37	3.405 UT W37	-	8.405 UT W37
1865	400	50x72x125	-	-	-	8.402 RP W48
1860	400	43x65x157	-	-	-	8.411 OW W29
1870	500	60x60x150	2.500 87 W37	3.500 UT W37	3F500 UT W37	8.500 UT W37
1930	500	72x61x125	2.503 85 W38	3.503 UR W38	-	8.503 UR W38
1935	600	72x61x150	2.603 85 W38	3.603 UR W38	-	8.603 UR W38
1940	600	72x72x125	2.605 EK W38	3.605 RK W38	-	8.605 RK W38
1885	600	61x72x150	2.606 EY W37	3.606 RY W37	-	8.606 RY W37
1945	700	72x72x146	2.705 YD W38	3.705 JD W38	-	8.705 JD W38
1950	770	72x72x162	2.765 YD W38	-	-	8.765 JD W38

### R 400 - R 440 - R 480 - R 500 - R 560 - R 620 TRATTORI/TRACTORS serbatoio supplementare/supplementary tank

1955	300	50x72x94	-	-	-	8.302 RP
1960	300	43x65x118	-	-	-	8.311 OW
1965	350	50x72x105	-	-	-	8.353 RP
1970	400	60x60x125	2.405 87	3.405 UT	-	8.405 UT
1975	400	50x72x125	-	-	-	8.402 RP
1980	400	43x65x157	-	-	-	8.411 OW
1985	500	60x60x150	2.500 87	3.500 UT	3F500 UT	8.500 UT
1990	500	72x61x125	2.503 85	3.503 UR	-	8.503 UR
1995	600	72x61x150	2.603 85	3.603 UR	-	8.603 UR
2000	600	72x72x125	2.605 EK	3.605 RK	-	8.605 RK
2005	600	61x72x150	2.606 EY	3.606 RY	-	8.606 RY

## SERIE T

RIF. REF.	LT.	HxPxL cm	COD. FERRO STEEL CODE	COD. INOX ST. STEEL CODE	COD. INOX FIOR. ST. STEEL CHASED	COD. ALLUMINIO ALUMINIUM CODE
<b>T 380 - T 500 - T 580 TRATTORI/TRACTORS</b>						
1670	400	60x60x125	2.405 87 622 426	3.405 UT 622 426	-	8.405 UT 622 426
1685	500	60x60x150	2.500 87 622 426	3.500 UT 622 426	3F 500 UT 622 426	8.500 UT 622 426
1690	500	72x61x125	2.503 85 623 424	3.503 UR 623 424	-	8.503 UR 623 424
1700	600	60x60x175	2.601 87 622 426	3.601 UT 622 426	3F601 UT 622 426	8.601 UT 622 426
1705	600	72x61x150	2.603 85 623 424	3.603 UR 623 424	-	8.603 UR 623 424
1710	600	72x72x125	2.605 EK 623 424	3.605 RK 623 424	-	8.605 RK 623 424
1715	600	61x72x150	2.606 EY 622 426	3.606 RY 622 426	-	8.606 RY 622 426
1730	700	72x61x175	2.703 Y4 623 424	-	-	8.703 J4 623 424
1720	700	72x72x146	2.705 YD 623 424	3.705 JD 623 424	-	8.705 JD 623 424
1735	700	61x72x175	2.706 Y5 622 426	-	-	8.706 J5 622 426
1725	770	72x72x162	2.765 YD 623 424	-	-	8.765 JD 623 424
1740	800	72x61x196	2.803 Y4 623 424	-	-	8.803 J4 623 424
1750	800	72x72x170	2.805 YD 623 424	-	-	8.805 JD 623 424
1745	800	61x72x196	2.806 Y5 622 426	-	-	8.806 J5 622 426
1755	930	72x72x196	2.905 YD 623 424	3.905 JD 623 424	-	8.905 JD 623 424

### T 420 - T 470 TRATTORI/TRACTORS

1760	400	60x60x125	2.405 87 W06	3.405 UT W06	-	8.405 UT W06
1765	500	60x60x150	2.500 87 W06	3.500 UT W06	3F500 UT W06	8.500 UT W06
1770	500	72x61x125	2.503 85 W07	3.503 UR W07	-	8.503 UR W07
1795	600	60x60x175	2.601 87 W06	3.601 UT W06	3F601 UT W06	8.601 UT W06
1775	600	72x61x150	2.603 85 W07	3.603 UR W07	-	8.603 UR W07
1780	600	72x72x125	2.605 EK W07	3.605 RK W07	-	8.605 RK W07
1785	600	61x72x150	2.606 EY W06	3.606 RY W06	-	8.606 RY W06
1800	700	72x61x175	2.703 Y4 W07	-	-	8.703 J4 W07
1790	700	72x72x146	2.705 YD W07	3.705 JD W07	-	8.705 JD W07
1805	700	61x72x175	2.706 Y5 W06	-	-	8.706 J5 W06
1810	770	72x72x162	2.765 YD W07	-	-	8.765 JD W07
1815	800	72x61x196	2.803 Y4 W07	-	-	8.803 J4 W07
1825	800	61x72x196	2.806 Y5 W06	-	-	8.806 J5 W06
1820	800	72x72x170	2.805 YD W07	-	-	8.805 JD W07
1830	930	72x72x196	2.905 YD W07	3.905 JD W07	-	8.905 JD W07



**ATLEON**  
veicoli prodotti dal 1998 al 2007  
vehicles manufactured from 1998 to 2007  
pag. 41



**ATLEON 2007**  
veicoli prodotti dal 2007  
vehicles manufactured from 2007  
pag. 41



**CABSTAR**  
veicoli prodotti dal 1998 al 2004  
vehicles manufactured from 1998 to 2004  
pag 41



**CABSTAR NEW**  
veicoli prodotti dal 2004 al 2007  
vehicles manufactured from 2004 to 2007  
pag. 41



**CABSTAR 2007**  
veicoli prodotti dal 2007  
vehicles manufactured from 2007  
pag. 42



**ECO T**  
pag. 42



**L**  
pag. 42



**M**  
pag. 42

## ATLEON

RIF. REF.	LT.	HxPxL cm	COD. FERRO STEEL CODE	COD. INOX ST. STEEL CODE	COD. INOX FIOR. ST. STEEL CHASED	COD. ALLUMINIO ALUMINIUM CODE
<b>35 - 56 - 70 - 75 - 95 - 110 - 120 - 140 - 150 - 165 - 210</b>						
2200	120	31x45x100	2.122 11 022 361	3.122 NN 022 361	3F122 NN 022 361	-
2205	140	31x45x116	2.141 11 022 361	3.141 NN 022 361	3F141 NN 022 361	-
2210	160	43x53x85	2.162 19 048 358	3.162 NV 048 358	3F162 NV 048 358	8.162 NV 048 358
2215	160	31x45x135	2.163 11 022 361	3.163 NN 022 361	3F163 NN 022 361	-
2220	180	43x53x90	2.181 19 048 358	3.181 NV 048 358	3F181 NV 048 358	8.181 NV 048 358
2225	200	43x53x100	2.201 19 048 358	3.201 NV 048 358	3F201 NV 048 358	8.201 NV 048 358
2230	250	43x53x125	2.251 19 048 358	3.251 NV 048 358	3F251 NV 048 358	8.251 NV 048 358
2235	300	43x53x150	2.300 19 048 358	3.300 NV 048 358	3F300 NV 048 358	8.300 NV 048 358

NISSAN

## ATLEON 2007

RIF. REF.	LT.	HxPxL cm	COD. FERRO STEEL CODE	COD. INOX ST. STEEL CODE	COD. INOX FIOR. ST. STEEL CHASED	COD. ALLUMINIO ALUMINIUM CODE
<b>35 - 56 - 70 - 80 - 95 - 120 - 150</b>						
2240	90	31x45x75	2.091 11 024	3.091 NN 024	3F091 NN 024	-
2245	100	31x45x85	2.101 11 024	3.101 NN 024	3F101 NN 024	-
2250	120	31x45x100	2.124 11 024	3.124 NN 024	3F124 NN 024	-
2255	140	31x45x116	2.143 11 024	3.143 NN 024	3F143 NN 024	-
2260	160	43x53x85	2.161 19 025	3.161 NV 025	3F161 NV 025	8.161 NV 025
2265	160	31x45x135	2.164 11 024	3.164 NN 024	3F164 NN 024	-
2270	180	43x53x90	2.182 19 025	3.182 NV 025	3F182 NV 025	8.182 NV 025
2275	200	43x53x100	2.200 19 025	3.200 NV 025	3F200 NV 025	8.200 NV 025
2280	250	43x53x125	2.250 19 025	3.250 NV 025	3F250 NV 025	8.250 NV 025
2285	300	43x53x150	2.306 19 025	3.306 NV 025	3F306 NV 025	8.309 NV 025

## CABSTAR

RIF. REF.	LT.	HxPxL cm	COD. FERRO STEEL CODE	COD. INOX ST. STEEL CODE	COD. INOX FIOR. ST. STEEL CHASED	COD. ALLUMINIO ALUMINIUM CODE
<b>E75 - E90 - E110</b>						
2290	90	31x45x75	2.090 11 022 585	3.091 NN 022 585	3F091 NN 022 585	-
2295	100	31x45x85	2.102 11 022 585	3.102 NN 022 585	3F102 NN 022 585	-
2300	120	31x45x100	2.122 11 022 585	3.122 NN 022 585	3F122 NN 022 585	-
2305	140	31x45x116	2.141 11 022 585	3.141 NN 022 585	3F141 NN 022 585	-
2310	160	31x45x135	2.163 11 022 585	3.163 NN 022 585	3F163 NN 022 585	-

## CABSTAR NEW

RIF. REF.	LT.	HxPxL cm	COD. FERRO STEEL CODE	COD. INOX ST. STEEL CODE	COD. INOX FIOR. ST. STEEL CHASED	COD. ALLUMINIO ALUMINIUM CODE
<b>28 - 32 - 35 - 45 - 95 - 120</b>						
2315	90	31x45x75	2.090 11 023 361	3.091 NN 023 361	3F091 NN 023 361	-
2320	100	31x45x85	2.102 11 023 361	3.102 NN 023 361	3F102 NN 023 361	-
2325	120	31x45x100	2.122 11 023 361	3.122 NN 023 361	3F122 NN 023 361	-
2330	140	31x45x116	2.141 11 023 361	3.141 NN 023 361	3F141 NN 023 361	-
2335	160	31x45x135	2.163 11 023 361	3.163 NN 023 361	3F163 NN 023 361	-

In rosso: versione con gruppo unico pescante-livello tipo originale/Red: proposal with original type sender unit  
Nelle ordinazioni citare sempre il numero di codice/For all orders always use our code numbers



## CABSTAR 2007

RIF. REF.	LT.	HxPxL cm	COD. FERRO STEEL CODE	COD. INOX ST. STEEL CODE	COD. INOX FIOR. ST. STEEL CHASED	COD. ALLUMINIO ALUMINIUM CODE
<b>28 - 32 - 35 - 45 CABINATI/CHASSIS</b>						
2240	90	31x45x75	2.091 11 024	3.091 NN 024	3F091 NN 024	-
2245	100	31x45x85	2.101 11 024	3.101 NN 024	3F101 NN 024	-
2250	120	31x45x100	2.124 11 024	3.124 NN 024	3F124 NN 024	-
2255	140	31x45x116	2.143 11 024	3.143 NN 024	3F143 NN 024	-
2265	160	31x45x135	2.164 11 024	3.164 NN 024	3F164 NN 024	-

## ECO T

RIF. REF.	LT.	HxPxL cm	COD. FERRO STEEL CODE	COD. INOX ST. STEEL CODE	COD. INOX FIOR. ST. STEEL CHASED	COD. ALLUMINIO ALUMINIUM CODE
<b>100 - 135 - 160 - 200 CABINATI/CHASSIS</b>						
2200	120	31x45x100	2.122 11 022 361	3.122 NN 022 361	3F122 NN 022 361	-
2205	140	31x45x116	2.141 11 022 361	3.141 NN 022 361	3F141 NN 022 361	-
2215	160	31x45x135	2.163 11 022 361	3.163 NN 022 361	3F163 NN 022 361	-
2220	180	43x53x90	2.181 19 048 358	3.181 NV 048 358	3F181 NV 048 358	-
2225	200	43x53x100	2.201 19 048 358	3.201 NV 048 358	3F201 NV 048 358	-
2230	250	43x53x125	2.251 19 048 358	3.251 NV 048 358	3F251 NV 048 358	-
2235	300	43x53x150	2.300 19 048 358	3.300 NV 048 358	3F300 NV 048 358	-

## L

RIF. REF.	LT.	HxPxL cm	COD. FERRO STEEL CODE	COD. INOX ST. STEEL CODE	COD. INOX FIOR. ST. STEEL CHASED	COD. ALLUMINIO ALUMINIUM CODE
<b>35.085 - 35.095 - 50.095 - 60.095 - 70.095 CABINATI/CHASSIS</b>						
2200	120	31x45x100	2.122 11 022 361	3.122 NN 022 361	3F122 NN 022 361	-
2205	140	31x45x116	2.141 11 022 361	3.141 NN 022 361	3F141 NN 022 361	-
2215	160	31x45x135	2.163 11 022 361	3.163 NN 022 361	3F163 NN 022 361	-
2220	180	43x53x90	2.181 19 048 358	3.181 NV 048 358	3F181 NV 048 358	-
2225	200	43x53x100	2.201 19 048 358	3.201 NV 048 358	3F201 NV 048 358	-
2230	250	43x53x125	2.251 19 048 358	3.251 NV 048 358	3F251 NV 048 358	-
2235	300	43x53x150	2.300 19 048 358	3.300 NV 048 358	3F300 NV 048 358	-

## M

RIF. REF.	LT.	HxPxL cm	COD. FERRO STEEL CODE	COD. INOX ST. STEEL CODE	COD. INOX FIOR. ST. STEEL CHASED	COD. ALLUMINIO ALUMINIUM CODE
<b>90.150 - 115.180 - 130.180 - 140.230 CABINATI/CHASSIS</b>						
2200	120	31x45x100	2.122 11 022 361	3.122 NN 022 361	3F122 NN 022 361	-
2205	140	31x45x116	2.141 11 022 361	3.141 NN 022 361	3F141 NN 022 361	-
2215	160	31x45x135	2.163 11 022 361	3.163 NN 022 361	3F163 NN 022 361	-
2220	180	43x53x90	2.181 19 048 358	3.181 NV 048 358	3F181 NV 048 358	-
2225	200	43x53x100	2.201 19 048 358	3.201 NV 048 358	3F201 NV 048 358	-
2230	250	43x53x125	2.251 19 048 358	3.251 NV 048 358	3F251 NV 048 358	-
2235	300	43x53x150	2.300 19 048 358	3.300 NV 048 358	3F300 NV 048 358	-





**ACTROS**  
veicoli prodotti dal 1997 al 2007  
vehicles manufactured from 1997 to 2007  
pag. 45



**ACTROS 2007**  
veicoli prodotti dal 2007  
vehicles manufactured from 2007  
pag. 47



**ATEGO**  
veicoli prodotti dal 1997 al 2007  
vehicles manufactured from 1997 to 2007  
pag. 51



**ATEGO 2007**  
veicoli prodotti dal 2007  
vehicles manufactured from 2007  
pag. 53



**AXOR**  
veicoli prodotti dal 1999 al 2007  
vehicles manufactured from 1999 to 2007  
pag. 54



**AXOR 2007**  
veicoli prodotti dal 2007  
vehicles manufactured from 2007  
pag. 55



**SK**  
pag. 58



**SPRINTER**  
veicoli prodotti dal 1994 al 2006  
vehicles manufactured from 1994 to 2006  
pag. 59



**SPRINTER 2006**  
veicoli prodotti dal 2006  
vehicles manufactured from 2006  
pag. 59



**T2**  
pag. 59



**TRANSPORTER**  
pag. 60



**VARIO**  
pag. 60



**WOERTH**  
pag. 60

## ACTROS

RIF. REF.	LT.	HxPxL cm	COD. FERRO STEEL CODE	COD. INOX ST. STEEL CODE	COD. INOX FIOR. ST. STEEL CHASED	COD. ALLUMINIO ALUMINIUM CODE
<b>18 TRATTORE serbatoio principale/TRACTOR main tank</b>						
2400	300	43x65x118	-	-	-	8.311 OU AME 427
2405	400	60x60x125	2.405 44 586 426	3.405 QQ 586 426	-	8.405 QQ 586 426
2410	400	43x65x157	-	-	-	8.411 OU AME 427
2415	420	54x60x150	2.440 34 584 425	3.440 PQ 584 425	3F440 PQ 584 425	-
2420	500	60x60x150	2.500 44 586 426	3.500 QQ 586 426	3F500 QQ 586 426	8.500 QQ 586 426
2425	500	72x72x105	2.501 TI 588 424	3.501 LI 588 424	-	8.501 LI 588 424
2430	500	72x61x125	2.503 TH 588 424	3.503 LH 588 424	-	8.503 LH 588 424
2435	500	61x72x125	2.505 TG 586 426	3.505 LG 586 426	-	8.506 LG 586 426
2440	600	72x61x150	2.603 TH 588 424	3.603 LH 588 424	-	8.603 LH 588 424
2445	600	72x72x125	2.605 TY 588 424	3.605 LY 588 424	-	8.605 LY 588 424
2450	600	61x72x150	2.606 TG 586 426	3.606 LG 586 426	-	8.606 LG 586 426
2455	700	72x72x146	2.705 YT 588 424	3.705 JT 588 424	-	8.705 JT 588 424
2460	750	72x72x156	2.750 YT 588 424	-	-	8.750 JT 588 424
2465	770	72x72x162	2.765 YT 588 424	-	-	8.765 JT 588 424
2470	800	72x72x170	2.805 YT 588 424	3.805 JT 588 424	-	8.805 JT 588 424
2475	890	72x72x185	2.890 YT 588 424	-	-	8.890 JT 588 424

### 18 CABINATO/CHASSIS

2400	300	43x65x118	-	-	-	8.311 OU AME 427
2405	400	60x60x125	2.405 44 586 426	3.405 QQ 586 426	-	8.405 QQ 586 426
2410	400	43x65x157	-	-	-	8.411 OU AME 427
2415	420	54x60x150	2.440 34 584 425	3.440 PQ 584 425	3F440 PQ 584 425	-
2420	500	60x60x150	2.500 44 586 426	3.500 QQ 586 426	3F500 QQ 586 426	8.500 QQ 586 426
2425	500	72x72x105	2.501 TI 588 424	3.501 LI 588 424	-	8.501 LI 588 424
2430	500	72x61x125	2.503 TH 588 424	3.503 LH 588 424	-	8.503 LH 588 424
2435	500	61x72x125	2.505 TG 586 426	3.505 LG 586 426	-	8.506 LG 586 426
2480	500	43x65x195	-	-	-	8.511 J7 582 427 (°)
2485	600	60x60x175	2.601 44 586 426	3.601 QQ 586 426	3F601 QQ 586 426	8.601 QQ 586 426
2440	600	72x61x150	2.603 TH 588 424	3.603 LH 588 424	-	8.603 LH 588 424
2445	600	72x72x125	2.605 TY 588 424	3.605 LY 588 424	-	8.605 LY 588 424
2450	600	61x72x150	2.606 TG 586 426	3.606 LG 586 426	-	8.606 LG 586 426
2490	700	72x61x175	2.703 YV 588 424	-	-	8.703 JV 588 424
2455	700	72x72x146	2.705 YT 588 424	3.705 JT 588 424	-	8.705 JT 588 424
2495	700	61x72x175	2.706 YW 586 426	-	-	8.706 JW 586 426
2460	750	72x72x156	2.750 YT 588 424	-	-	8.750 JT 588 424
2465	770	72x72x162	2.765 YT 588 424	-	-	8.765 JT 588 424
2500	800	72x61x196	2.803 YV 588 424	-	-	8.803 JV 588 424
2470	800	72x72x170	2.805 YT 588 424	3.805 JT 588 424	-	8.805 JT 588 424
2505	800	61x72x196	2.806 YW 586 426	-	-	8.806 JW 586 426
2475	890	72x72x185	2.890 YT 588 424	-	-	8.890 JT 588 424
2510	930	72x72x196	2.905 YT 588 424	3.905 JT 588 424	-	8.905 JT 588 424

°Serbatoio fornito con kit fissaggio 3 staffe

°Tank supplied with 3 brackets fixing kit

## ACTROS

RIF. REF.	LT.	HxPxL cm	COD. FERRO STEEL CODE	COD. INOX ST. STEEL CODE	COD. INOX FIOR. ST. STEEL CHASED	COD. ALLUMINIO ALUMINIUM CODE
-----------	-----	----------	--------------------------	-----------------------------	-------------------------------------	----------------------------------

### 18 TRATTORE con minigonne/TRACTOR with side skirts

2515	600	72x72x125	2.605 DL 588 424	3.605 LL 588 424	-	8.605 LL 588 424
2520	700	72x72x146	2.705 YZ 588 424	3.705 JZ 588 424	-	8.705 JZ 588 424
2525	800	72x72x170	2.805 YZ 588 424	3.805 JZ 588 424	-	8.805 JZ 588 424

### 18 TRATTORE serbatoio supplementare/TRACTOR supplementary tank

2530	200	72x61x52	2.210 BO	3.210 OC	-	8.210 OC
2535	240	72x61x120 sagomato/shaped	-	-	-	8.240 DW
2540	300	72x61x74	2.308 BO	3.308 OC	-	8.308 OC
2545	300	72x72x65	-	-	-	8.318 OD
2550	400	72x61x100	2.403 BO	3.403 OC	-	8.403 OC

### 20 TRATTORE serbatoio principale/TRACTOR main tank

2400	300	43x65x118	-	-	-	8.311 OU AME 427
2405	400	60x60x125	2.405 44 586 426	3.405 QQ 586 426	-	8.405 QQ 586 426
2410	400	43x65x157	-	-	-	8.411 OU AME 427
2415	420	54x60x150	2.440 34 584 425	3.440 PQ 584 425	3F440 PQ 584 425	-
2420	500	60x60x150	2.500 44 586 426	3.500 QQ 586 426	3F500 QQ 586 426	8.500 QQ 586 426
2425	500	72x72x105	2.501 TI 588 424	3.501 LI 588 424	-	8.501 LI 588 424
2430	500	72x61x125	2.503 TH 588 424	3.503 LH 588 424	-	8.503 LH 588 424
2435	500	61x72x125	2.505 TG 586 426	3.505 LG 586 426	-	8.506 LG 586 426
2440	600	72x61x150	2.603 TH 588 424	3.603 LH 588 424	-	8.603 LH 588 424
2445	600	72x72x125	2.605 TY 588 424	3.605 LY 588 424	-	8.605 LY 588 424
2450	600	61x72x150	2.606 TG 586 426	3.606 LG 586 426	-	8.606 LG 586 426
2455	700	72x72x146	2.705 YT 588 424	3.705 JT 588 424	-	8.705 JT 588 424
2460	750	72x72x156	2.750 YT 588 424	-	-	8.750 JT 588 424

### 20 CABINATO/CHASSIS

2400	300	43x65x118	-	-	-	8.311 OU AME 427
2405	400	60x60x125	2.405 44 586 426	3.405 QQ 586 426	-	8.405 QQ 586 426
2410	400	43x65x157	-	-	-	8.411 OU AME 427
2415	420	54x60x150	2.440 34 584 425	3.440 PQ 584 425	3F440 PQ 584 425	-
2420	500	60x60x150	2.500 44 586 426	3.500 QQ 586 426	3F500 QQ 586 426	8.500 QQ 586 426
2425	500	72x72x105	2.501 TI 588 424	3.501 LI 588 424	-	8.501 LI 588 424
2430	500	72x61x125	2.503 TH 588 424	3.503 LH 588 424	-	8.503 LH 588 424
2435	500	61x72x125	2.505 TG 586 426	3.505 LG 586 426	-	8.506 LG 586 426
2485	600	60x60x175	2.601 44 586 426	3.601 QQ 586 426	3F601 QQ 586 426	8.601 QQ 586 426
2440	600	72x61x150	2.603 TH 588 424	3.603 LH 588 424	-	8.603 LH 588 424
2445	600	72x72x125	2.605 TY 588 424	3.605 LY 588 424	-	8.605 LY 588 424
2450	600	61x72x150	2.606 TG 586 426	3.606 LG 586 426	-	8.606 LG 586 426
2490	700	72x61x175	2.703 YV 588 424	-	-	8.703 JV 588 424
2455	700	72x72x146	2.705 YT 588 424	3.705 JT 588 424	-	8.705 JT 588 424
2495	700	61x72x175	2.706 YW 586 426	-	-	8.706 JW 586 426
2460	750	72x72x156	2.750 YT 588 424	-	-	8.750 JT 588 424
2465	770	72x72x162	2.765 YT 588 424	-	-	8.765 JT 588 424
2470	800	72x72x170	2.805 YT 588 424	3.805 JT 588 424	-	8.805 JT 588 424
2475	890	72x72x185	2.890 YT 588 424	-	-	8.890 JT 588 424

## ACTROS

RIF. REF.	LT.	HxPxL cm	COD. FERRO STEEL CODE	COD. INOX ST. STEEL CODE	COD. INOX FIOR. ST. STEEL CHASED	COD. ALLUMINIO ALUMINIUM CODE
<b>20 TRATTORE serbatoio supplementare/TRACTOR supplementary tank</b>						
2530	200	72x61x52	2.210 BO	3.210 OC	-	8.210 OC
<b>25 CABINATO/CHASSIS</b>						
2400	300	43x65x118	-	-	-	8.311 OU AME 427
2405	400	60x60x125	2.405 44 586 426	3.405 QQ 586 426	-	8.405 QQ 586 426
2410	400	43x65x157	-	-	-	8.411 OU AME 427
2415	420	54x60x150	2.440 34 584 425	3.440 PQ 584 425	3F440 PQ 584 425	-
2420	500	60x60x150	2.500 44 586 426	3.500 QQ 586 426	3F500 QQ 586 426	8.500 QQ 586 426
2425	500	72x72x105	2.501 TI 588 424	3.501 LI 588 424	-	8.501 LI 588 424
2430	500	72x61x125	2.503 TH 588 424	3.503 LH 588 424	-	8.503 LH 588 424
2435	500	61x72x125	2.505 TG 586 426	3.505 LG 586 426	-	8.506 LG 586 426
2480	500	43x65x195	-	-	-	8.511 J7 582 427 (°)
2485	600	60x60x175	2.601 44 586 426	3.601 QQ 586 426	3F601 QQ 586 426	8.601 QQ 586 426
2440	600	72x61x150	2.603 TH 588 424	3.603 LH 588 424	-	8.603 LH 588 424
2445	600	72x72x125	2.605 TY 588 424	3.605 LY 588 424	-	8.605 LY 588 424
2450	600	61x72x150	2.606 TG 586 426	3.606 LG 586 426	-	8.606 LG 586 426
2490	700	72x61x175	2.703 YV 588 424	-	-	8.703 JV 588 424
2455	700	72x72x146	2.705 YT 588 424	3.705 JT 588 424	-	8.705 JT 588 424
2495	700	61x72x175	2.706 YW 586 426	-	-	8.706 JW 586 426
2460	750	72x72x156	2.750 YT 588 424	-	-	8.750 JT 588 424
2465	770	72x72x162	2.765 YT 588 424	-	-	8.765 JT 588 424
2500	800	72x61x196	2.803 YV 588 424	-	-	8.803 JV 588 424
2470	800	72x72x170	2.805 YT 588 424	3.805 JT 588 424	-	8.805 JT 588 424
2505	800	61x72x196	2.806 YW 586 426	-	-	8.806 JW 586 426
2475	890	72x72x185	2.890 YT 588 424	-	-	8.890 JT 588 424
2510	930	72x72x196	2.905 YT 588 424	3.905 JT 588 424	-	8.905 JT 588 424

°Serbatoio fornito con kit fissaggio 3 staffe

°Tank supplied with 3 brackets fixing kit

## ACTROS 2007

RIF. REF.	LT.	HxPxL cm	COD. FERRO STEEL CODE	COD. INOX ST. STEEL CODE	COD. INOX FIOR. ST. STEEL CHASED	COD. ALLUMINIO ALUMINIUM CODE
<b>18 - 25 CABINATI/CHASSIS</b>						
2600	300	50x72x94	-	-	-	8.302 HJ W41
2605	300	43x65x118	-	-	-	8.311 OU 582 410
2606	300	43x65x118	-	-	-	8.311 OU W22
2610	350	50x72x105	-	-	-	8.353 HJ W41
2615	400	60x60x125	2.405 44 586 413	3.405 QQ 586 413	-	8.405 QQ 586 413
2616	400	60x60x125	2.400 44 W39	3.400 QQ W39	-	8.400 QQ W39
2620	400	50x72x125	-	-	-	8.402 HJ W41
2625	400	43x65x157	-	-	-	8.411 OU 582 410
2626	400	43x65x157	-	-	-	8.411 OU W22
2630	420	54x60x150	2.440 34 584 411	3.440 PQ 584 411	3F440 PQ 584 411	-
2635	500	60x60x150	2.500 44 586 413	3.500 QQ 586 413	3F500 QQ 586 413	8.500 QQ 586 413
2636	500	60x60x150	2.500 44 W39	3.500 QQ W39	3F500 QQ W39	8.500 QQ W39

In rosso: versione con gruppo unico pescante-livello tipo originale/Red: proposal with original type sender unit  
Nelle ordinazioni citare sempre il numero di codice/For all orders always use our code numbers

## ACTROS 2007

RIF. REF.	LT.	HxPxL cm	COD. FERRO STEEL CODE	COD. INOX ST. STEEL CODE	COD. INOX FIOR. ST. STEEL CHASD	COD. ALLUMINIO ALUMINIUM CODE
-----------	-----	----------	--------------------------	-----------------------------	------------------------------------	----------------------------------

### 18 - 25 CABINATI/CHASSIS

2640	500	72x72x105	2.501 TI 588 415	3.501 LI 588 415	-	8.501 LI 588 415
2641	500	72x72x105	<b>2.501 TI W40</b>	<b>3.501 LI W40</b>	-	<b>8.501 LI W40</b>
2645	500	72x61x125	2.503 TH 588 415	3.503 LH 588 415	-	8.503 LH 588 415
2646	500	72x61x125	<b>2.503 TH W40</b>	<b>3.503 LH W40</b>	-	<b>8.503 LH W40</b>
2650	500	61x72x125	2.505 TG 586 413	3.505 LG 586 413	-	8.506 LG 586 413
2651	500	61x72x125	<b>2.505 TG W39</b>	<b>3.505 LG W39</b>	-	<b>8.506 LG W39</b>
2555	500	43x65x195	-	-	-	8.511 J7 582 410 (°)
2556	500	43x65x195	-	-	-	<b>8.511 J7 W22 (°)</b>
2560	600	60x60x175	2.601 44 586 413	3.601 QQ 586 413	3F601 QQ 586 413	8.601 QQ 586 413
2561	600	60x60x175	<b>2.601 44 W39</b>	<b>3.601 QQ W39</b>	<b>3F601 QQ W39</b>	<b>8.601 QQ W39</b>
2565	600	50x72x185	-	-	-	<b>8.600 6D W41 (°)</b>
2655	600	72x61x150	2.603 TH 588 415	3.603 LH 588 415	-	8.603 LH 588 415
2656	600	72x61x150	<b>2.603 TH W40</b>	<b>3.603 LH W40</b>	-	<b>8.603 LH W40</b>
2660	600	72x72x125	2.605 TY 588 415	3.605 LY 588 415	-	8.605 LY 588 415
2661	600	72x72x125	<b>2.605 TY W40</b>	<b>3.605 LY W40</b>	-	<b>8.605 LY W40</b>
2665	600	61x72x150	2.606 TG 586 413	3.606 LG 586 413	-	8.606 LG 586 413
2666	600	61x72x150	<b>2.606 TG W39</b>	<b>3.606 LG W39</b>	-	<b>8.606 LG W39</b>
2570	700	72x61x175	2.703 YV 588 415	-	-	8.703 JV 588 415
2571	700	72x61x175	<b>2.703 YV W40</b>	-	-	<b>8.703 JV W40</b>
2670	700	72x72x146	2.705 YT 588 415	3.705 JT 588 415	-	8.705 JT 588 415
2671	700	72x72x146	<b>2.705 YT W40</b>	<b>3.705 JT W40</b>	-	<b>8.705 JT W40</b>
2575	700	61x72x175	2.706 YW 586 413	-	-	8.706 JW 586 413
2576	700	61x72x175	<b>2.706 YW W39</b>	-	-	<b>8.706 JW W39</b>
2675	750	72x72x156	2.750 YT 588 415	-	-	8.750 JT 588 415
2676	750	72x72x156	<b>2.750 YT W40</b>	-	-	<b>8.750 JT W40</b>
2580	750	50x72x225	-	-	-	<b>8.751 6E W41 (#)</b>
2680	770	72x72x162	2.765 YT 588 415	-	-	8.765 JT 588 415
2681	770	72x72x162	<b>2.765 YT W40</b>	-	-	<b>8.765 JT W40</b>
2585	800	72x61x196	2.803 YV 588 415	-	-	8.803 JV 588 415
2586	800	72x61x196	<b>2.803 YV W40</b>	-	-	<b>8.803 JV W40</b>
2685	800	72x72x170	2.805 YT 588 415	3.805 JT 588 415	-	8.805 JT 588 415
2686	800	72x72x170	<b>2.805 YT W40</b>	<b>3.805 JT W40</b>	-	<b>8.805 JT W40</b>
2590	800	61x72x196	2.806 YW 586 413	-	-	8.806 JW 586 413
2591	800	61x72x196	<b>2.806 YW W39</b>	-	-	<b>8.806 JW W39</b>
2690	890	72x72x185	2.890 YT 588 415	-	-	8.890 JT 588 415
2691	890	72x72x185	<b>2.890 YT W40</b>	-	-	<b>8.890 JT W40</b>
2595	930	72x72x196	2.905 YT 588 415	3.905 JT 588 415	-	8.905 JT 588 415
2596	930	72x72x196	<b>2.905 YT W40</b>	<b>3.905 JT W40</b>	-	<b>8.905 JT W40</b>

°Serbatoio fornito con kit fissaggio 3 staffe

°Tank supplied with 3 brackets fixing kit

#Serbatoio fornito con kit fissaggio 4 staffe

#Tank supplied with 4 brackets fixing kit

### 18 TRATTORE serbatoio principale/TRACTOR main tank

2600	300	50x72x94	-	-	-	<b>8.302 HJ W41</b>
2605	300	43x65x118	-	-	-	8.311 OU 582 410
2606	300	43x65x118	-	-	-	<b>8.311 OU W22</b>



## ACTROS 2007

RIF. REF.	LT.	HxPxL cm	COD. FERRO STEEL CODE	COD. INOX ST. STEEL CODE	COD. INOX FIOR. ST. STEEL CHASED	COD. ALLUMINIO ALUMINIUM CODE
-----------	-----	----------	-----------------------	--------------------------	----------------------------------	-------------------------------

### 18 TRATTORE serbatoio principale/TRACTOR main tank

2610	350	50x72x105	-	-	-	8.353 HJ W41
2615	400	60x60x125	2.405 44 586 413	3.405 QQ 586 413	-	8.405 QQ 586 413
2616	400	60x60x125	2.400 44 W39	3.400 QQ W39	-	8.400 QQ W39
2620	400	50x72x125	-	-	-	8.402 HJ W41
2625	400	43x65x157	-	-	-	8.411 OU 582 410
2626	400	43x65x157	-	-	-	8.411 OU W22
2630	420	54x60x150	2.440 34 584 411	3.440 PQ 584 411	3F440 PQ 584 411	-
2635	500	60x60x150	2.500 44 586 413	3.500 QQ 586 413	3F500 QQ 586 413	8.500 QQ 586 413
2636	500	60x60x150	2.500 44 W39	3.500 QQ W39	3F500 QQ W39	8.500 QQ W39
2640	500	72x72x105	2.501 TI 588 415	3.501 LI 588 415	-	8.501 LI 588 415
2641	500	72x72x105	2.501 TI W40	3.501 LI W40	-	8.501 LI W40
2645	500	72x61x125	2.503 TH 588 415	3.503 LH 588 415	-	8.503 LH 588 415
2646	500	72x61x125	2.503 TH W40	3.503 LH W40	-	8.503 LH W40
2650	500	61x72x125	2.505 TG 586 413	3.505 LG 586 413	-	8.506 LG 586 413
2651	500	61x72x125	2.505 TG W39	3.505 LG W39	-	8.506 LG W39
2655	600	72x61x150	2.603 TH 588 415	3.603 LH 588 415	-	8.603 LH 588 415
2656	600	72x61x150	2.603 TH W40	3.603 LH W40	-	8.603 LH W40
2660	600	72x72x125	2.605 TY 588 415	3.605 LY 588 415	-	8.605 LY 588 415
2661	600	72x72x125	2.605 TY W40	3.605 LY W40	-	8.605 LY W40
2665	600	61x72x150	2.606 TG 586 413	3.606 LG 586 413	-	8.606 LG 586 413
2666	600	61x72x150	2.606 TG W39	3.606 LG W39	-	8.606 LG W39
2670	700	72x72x146	2.705 YT 588 415	3.705 JT 588 415	-	8.705 JT 588 415
2671	700	72x72x146	2.705 YT W40	3.705 JT W40	-	8.705 JT W40
2675	750	72x72x156	2.750 YT 588 415	-	-	8.750 JT 588 415
2676	750	72x72x156	2.750 YT W40	-	-	8.750 JT W40
2680	770	72x72x162	2.765 YT 588 415	-	-	8.765 JT 588 415
2681	770	72x72x162	2.765 YT W40	-	-	8.765 JT W40
2685	800	72x72x170	2.805 YT 588 415	3.805 JT 588 415	-	8.805 JT 588 415
2686	800	72x72x170	2.805 YT W40	3.805 JT W40	-	8.805 JT W40
2690	890	72x72x185	2.890 YT 588 415	-	-	8.890 JT 588 415
2691	890	72x72x185	2.890 YT W40	-	-	8.890 JT W40

### 18 TRATTORE con minigonne/TRACTOR with side skirts

2695	600	72x72x125	2.605 DL 588 415	3.605 LL 588 415	-	8.605 LL 588 415
2696	600	72x72x125	2.605 DL W40	3.605 LL W40	-	8.605 LL W40
2700	700	72x72x146	2.705 YZ 588 415	3.705 JZ 588 415	-	8.705 JZ 588 415
2701	700	72x72x146	2.705 YZ W40	3.705 JZ W40	-	8.705 JZ W40
2705	800	72x72x170	2.805 YZ 588 415	3.805 JZ 588 415	-	8.805 JZ 588 415
2706	800	72x72x170	2.805 YZ W40	3.805 JZ W40	-	8.805 JZ W40

### 18 TRATTORE serbatoio supplementare/TRACTOR supplementary tank

2530	200	72x61x52	2.210 BO	3.210 OC	-	8.210 OC
2535	240	72x61x120 sagomato/shaped	-	-	-	8.240 DW
2540	300	72x61x74	2.308 BO	3.308 OC	-	8.308 OC
2545	300	72x72x65	-	-	-	8.318 OD
2550	400	72x61x100	2.403 BO	3.403 OC	-	8.403 OC

In rosso: versione con gruppo unico pescante-livello tipo originale/Red: proposal with original type sender unit

Nelle ordinazioni citare sempre il numero di codice/For all orders always use our code numbers



## ACTROS 2007

RIF. REF.	LT.	HxPxL cm	COD. FERRO STEEL CODE	COD. INOX ST. STEEL CODE	COD. INOX FIOR. ST. STEEL CHASED	COD. ALLUMINIO ALUMINIUM CODE
<b>20 CABINATO/CHASSIS</b>						
2600	300	50x72x94	-	-	-	8.302 HJ W41
2605	300	43x65x118	-	-	-	8.311 OU 582 410
2606	300	43x65x118	-	-	-	8.311 OU W22
2610	350	50x72x105	-	-	-	8.353 HJ W41
2615	400	60x60x125	2.405 44 586 413	3.405 QQ 586 413	-	8.405 QQ 586 413
2616	400	60x60x125	2.400 44 W39	3.400 QQ W39	-	8.400 QQ W39
2620	400	50x72x125	-	-	-	8.402 HJ W41
2625	400	43x65x157	-	-	-	8.411 OU 582 410
2626	400	43x65x157	-	-	-	8.411 OU W22
2630	420	54x60x150	2.440 34 584 411	3.440 PQ 584 411	3F440 PQ 584 411	-
2635	500	60x60x150	2.500 44 586 413	3.500 QQ 586 413	3F500 QQ 586 413	8.500 QQ 586 413
2636	500	60x60x150	2.500 44 W39	3.500 QQ W39	3F500 QQ W39	8.500 QQ W39
2640	500	72x72x105	2.501 TI 588 415	3.501 LI 588 415	-	8.501 LI 588 415
2641	500	72x72x105	2.501 TI W40	3.501 LI W40	-	8.501 LI W40
2645	500	72x61x125	2.503 TH 588 415	3.503 LH 588 415	-	8.503 LH 588 415
2646	500	72x61x125	2.503 TH W40	3.503 LH W40	-	8.503 LH W40
2650	500	61x72x125	2.505 TG 586 413	3.505 LG 586 413	-	8.506 LG 586 413
2651	500	61x72x125	2.505 TG W39	3.505 LG W39	-	8.506 LG W39
2560	600	60x60x175	2.601 44 586 413	3.601 QQ 586 413	3F601 QQ 586 413	8.601 QQ 586 413
2561	600	60x60x175	2.601 44 W39	3.601 QQ W39	3F601 QQ W39	8.601 QQ W39
2565	600	50x72x185	-	-	-	8.600 6D W41 (°)
2655	600	72x61x150	2.603 TH 588 415	3.603 LH 588 415	-	8.603 LH 588 415
2656	600	72x61x150	2.603 TH W40	3.603 LH W40	-	8.603 LH W40
2660	600	72x72x125	2.605 TY 588 415	3.605 LY 588 415	-	8.605 LY 588 415
2661	600	72x72x125	2.605 TY W40	3.605 LY W40	-	8.605 LY W40
2665	600	61x72x150	2.606 TG 586 413	3.606 LG 586 413	-	8.606 LG 586 413
2666	600	61x72x150	2.606 TG W39	3.606 LG W39	-	8.606 LG W39
2570	700	72x61x175	2.703 YV 588 415	-	-	8.703 JV 588 415
2571	700	72x61x175	2.703 YV W40	-	-	8.703 JV W40
2670	700	72x72x146	2.705 YT 588 415	3.705 JT 588 415	-	8.705 JT 588 415
2671	700	72x72x146	2.705 YT W40	3.705 JT W40	-	8.705 JT W40
2575	700	61x72x175	2.706 YW 586 413	-	-	8.706 JW 586 413
2576	700	61x72x175	2.706 YW W39	-	-	8.706 JW W39
2675	750	72x72x156	2.750 YT 588 415	-	-	8.750 JT 588 415
2676	750	72x72x156	2.750 YT W40	-	-	8.750 JT W40
2680	770	72x72x162	2.765 YT 588 415	-	-	8.765 JT 588 415
2681	770	72x72x162	2.765 YT W40	-	-	8.765 JT W40
2685	800	72x72x170	2.805 YT 588 415	3.805 JT 588 415	-	8.805 JT 588 415
2686	800	72x72x170	2.805 YT W40	3.805 JT W40	-	8.805 JT W40
2690	890	72x72x185	2.890 YT 588 415	-	-	8.890 JT 588 415
2691	890	72x72x185	2.890 YT W40	-	-	8.890 JT W40

°Serbatoio fornito con kit fissaggio 3 staffe

°Tank supplied with 3 brackets fixing kit

## ACTROS 2007

RIF. REF.	LT.	HxPxL cm	COD. FERRO STEEL CODE	COD. INOX ST. STEEL CODE	COD. INOX FIOR. ST. STEEL CHASSED	COD. ALLUMINIO ALUMINIUM CODE
-----------	-----	----------	-----------------------	--------------------------	-----------------------------------	-------------------------------

### 20 TRATTORE serbatoio supplementare/TRACTOR supplementary tank

2530	200	72x61x52	2.210 BO	3.210 OC	-	8.210 OC
2535	240	72x61x120 sagomato/shaped	-	-	-	8.240 DW

### 20 TRATTORE serbatoio principale/TRACTOR main tank

2600	300	50x72x94	-	-	-	8.302 HJ W41
2605	300	43x65x118	-	-	-	8.311 OU 582 410
2606	300	43x65x118	-	-	-	8.311 OU W22
2610	350	50x72x105	-	-	-	8.353 HJ W41
2615	400	60x60x125	2.405 44 586 413	3.405 QQ 586 413	-	8.405 QQ 586 413
2616	400	60x60x125	2.400 44 W39	3.400 QQ W39	-	8.400 QQ W39
2620	400	50x72x125	-	-	-	8.402 HJ W41
2625	400	43x65x157	-	-	-	8.411 OU 582 410
2626	400	43x65x157	-	-	-	8.411 OU W22
2630	420	54x60x150	2.440 34 584 411	3.440 PQ 584 411	3F440 PQ 584 411	-
2635	500	60x60x150	2.500 44 586 413	3.500 QQ 586 413	3F500 QQ 586 413	8.500 QQ 586 413
2636	500	60x60x150	2.500 44 W39	3.500 QQ W39	3F500 QQ W39	8.500 QQ W39
2640	500	72x72x105	2.501 TI 588 415	3.501 LI 588 415	-	8.501 LI 588 415
2641	500	72x72x105	2.501 TI W40	3.501 LI W40	-	8.501 LI W40
2645	500	72x61x125	2.503 TH 588 415	3.503 LH 588 415	-	8.503 LH 588 415
2646	500	72x61x125	2.503 TH W40	3.503 LH W40	-	8.503 LH W40
2650	500	61x72x125	2.505 TG 586 413	3.505 LG 586 413	-	8.506 LG 586 413
2651	500	61x72x125	2.505 TG W39	3.505 LG W39	-	8.506 LG W39
2655	600	72x61x150	2.603 TH 588 415	3.603 LH 588 415	-	8.603 LH 588 415
2656	600	72x61x150	2.603 TH W40	3.603 LH W40	-	8.603 LH W40
2660	600	72x72x125	2.605 TY 588 415	3.605 LY 588 415	-	8.605 LY 588 415
2661	600	72x72x125	2.605 TY W40	3.605 LY W40	-	8.605 LY W40
2665	600	61x72x150	2.606 TG 586 413	3.606 LG 586 413	-	8.606 LG 586 413
2666	600	61x72x150	2.606 TG W39	3.606 LG W39	-	8.606 LG W39
2670	700	72x72x146	2.705 YT 588 415	3.705 JT 588 415	-	8.705 JT 588 415
2671	700	72x72x146	2.705 YT W40	3.705 JT W40	-	8.705 JT W40
2675	750	72x72x156	2.750 YT 588 415	-	-	8.750 JT 588 415
2676	750	72x72x156	2.750 YT W40	-	-	8.750 JT W40

MERCEDES

## ATEGO

RIF. REF.	LT.	HxPxL cm	COD. FERRO STEEL CODE	COD. INOX ST. STEEL CODE	COD. INOX FIOR. ST. STEEL CHASSED	COD. ALLUMINIO ALUMINIUM CODE
-----------	-----	----------	-----------------------	--------------------------	-----------------------------------	-------------------------------

### 7 - 8 - 9 CABINATI/CHASSIS

2710	200	43x53x100	2.201 19 582 427	3.201 NV 582 427	3F201 NV 582 427	8.201 NV 582 427
2715	250	43x53x125	2.251 19 582 427	3.251 NV 582 427	3F251 NV 582 427	8.251 NV 582 427
2720	250	48x59x100	2.252 23 589 428	3.252 OP 589 428	3F252 OP 589 428	-
2725	300	43x53x150	2.300 19 582 427	3.300 NV 582 427	3F300 NV 582 427	8.300 NV 582 427
2730	300	54x60x108	2.301 31 584 425	3.301 PN 584 425	3F301 PN 584 425	-
2735	300	43x65x118	-	-	-	8.311 OT 582 427
2740	350	54x60x125	2.351 31 584 425	3.351 PN 584 425	3F351 PN 584 425	-

In rosso: versione con gruppo unico pescante-livello tipo originale/Red: proposal with original type sender unit  
Nelle ordinazioni citare sempre il numero di codice/For all orders always use our code numbers

## ATEGO

RIF. REF.	LT.	HxPxL cm	COD. FERRO STEEL CODE	COD. INOX ST. STEEL CODE	COD. INOX FIOR. ST. STEEL CHASED	COD. ALLUMINIO ALUMINIUM CODE
-----------	-----	----------	--------------------------	-----------------------------	-------------------------------------	----------------------------------

### 7 - 8 - 9 CABINATI/CHASSIS

2745	400	43x65x157	-	-	-	8.411 OT 582 427
2750	500	43x65x195	-	-	-	8.511 J6 582 427 (°)

### 10 - 12 - 13 - 15 CABINATI/CHASSIS

2710	200	43x53x100	2.201 19 582 427	3.201 NV 582 427	3F201 NV 582 427	8.201 NV 582 427
2755	200	61x61x65	-	-	-	8.202 TR 586 426
2715	250	43x53x125	2.251 19 582 427	3.251 NV 582 427	3F251 NV 582 427	8.251 NV 582 427
2720	250	48x59x100	2.252 23 589 428	3.252 OP 589 428	3F252 OP 589 428	-
2725	300	43x53x150	2.300 19 582 427	3.300 NV 582 427	3F300 NV 582 427	8.300 NV 582 427
2730	300	54x60x108	2.301 31 584 425	3.301 PN 584 425	3F301 PN 584 425	-
2760	300	60x60x95	2.303 75 586 426	3.303 TR 586 426	-	8.303 TR 586 426
2735	300	43x65x118	-	-	-	8.311 OT 582 427
2740	350	54x60x125	2.351 31 584 425	3.351 PN 584 425	3F351 PN 584 425	-
2745	400	43x65x157	-	-	-	8.411 OT 582 427
2765	400	60x60x125	2.405 75 586 426	3.405 TR 586 426	-	8.405 TR 586 426
2770	420	54x60x150	2.440 31 584 425	3.440 PN 584 425	3F440 PN 584 425	-
2750	500	43x65x195	-	-	-	8.511 J6 582 427 (°)
2775	500	60x60x150	2.500 75 586 426	3.500 TR 586 426	3F500 TR 586 426	8.500 TR 586 426
2780	600	60x60x175	2.601 75 586 426	3.601 TR 586 426	3F601 TR 586 426	8.601 TR 586 426

### 18 - 25 CABINATI/CHASSIS

2400	300	43x65x118	-	-	-	8.311 OU AME 427
2405	400	60x60x125	2.405 44 586 426	3.405 QQ 586 426	-	8.405 QQ 586 426
2410	400	43x65x157	-	-	-	8.411 OU AME 427
2415	420	54x60x150	2.440 34 584 425	3.440 PQ 584 425	3F440 PQ 584 425	-
2420	500	60x60x150	2.500 44 586 426	3.500 QQ 586 426	3F500 QQ 586 426	8.500 QQ 586 426
2425	500	72x72x105	2.501 TI 588 424	3.501 LI 588 424	-	8.501 LI 588 424
2430	500	72x61x125	2.503 TH 588 424	3.503 LH 588 424	-	8.503 LH 588 424
2435	500	61x72x125	2.505 TG 586 426	3.505 LG 586 426	-	8.506 LG 586 426
2480	500	43x65x195	-	-	-	8.511 J7 582 427 (°)
2485	600	60x60x175	2.601 44 586 426	3.601 QQ 586 426	3F601 QQ 586 426	8.601 QQ 586 426
2440	600	72x61x150	2.603 TH 588 424	3.603 LH 588 424	-	8.603 LH 588 424
2445	600	72x72x125	2.605 TY 588 424	3.605 LY 588 424	-	8.605 LY 588 424
2450	600	61x72x150	2.606 TG 586 426	3.606 LG 586 426	-	8.606 LG 586 426
2490	700	72x61x175	2.703 YV 588 424	-	-	8.703 JV 588 424
2455	700	72x72x146	2.705 YT 588 424	3.705 JT 588 424	-	8.705 JT 588 424
2495	700	61x72x175	2.706 YW 586 426	-	-	8.706 JW 586 426
2460	750	72x72x156	2.750 YT 588 424	-	-	8.750 JT 588 424
2465	770	72x72x162	2.765 YT 588 424	-	-	8.765 JT 588 424
2500	800	72x61x196	2.803 YV 588 424	-	-	8.803 JV 588 424
2470	800	72x72x170	2.805 YT 588 424	3.805 JT 588 424	-	8.805 JT 588 424
2505	800	61x72x196	2.806 YW 586 426	-	-	8.806 JW 586 426
2475	890	72x72x185	2.890 YT 588 424	-	-	8.890 JT 588 424
2510	930	72x72x196	2.905 YT 588 424	3.905 JT 588 424	-	8.905 JT 588 424

°Serbatoio fornito con kit fissaggio 3 staffe

°Tank supplied with 3 brackets fixing kit

## ATEGO

RIF. REF.	LT.	HxPxL cm	COD. FERRO STEEL CODE	COD. INOX ST. STEEL CODE	COD. INOX FIOR. ST. STEEL CHASED	COD. ALLUMINIO ALUMINIUM CODE
<b>18 TRATTORE serbatoio supplementare/TRACTOR supplementary tank</b>						
2530	200	72x61x52	2.210 BO	3.210 OC	-	8.210 OC
<b>18 TRATTORE serbatoio principale/TRACTOR main tank</b>						
2400	300	43x65x118	-	-	-	8.311 OU AME 427
2405	400	60x60x125	2.405 44 586 426	3.405 QQ 586 426	-	8.405 QQ 586 426
2410	400	43x65x157	-	-	-	8.411 OU AME 427
2415	420	54x60x150	2.440 34 584 425	3.440 PQ 584 425	3F440 PQ 584 425	-
2420	500	60x60x150	2.500 44 586 426	3.500 QQ 586 426	3F500 QQ 586 426	8.500 QQ 586 426
2425	500	72x72x105	2.501 TI 588 424	3.501 LI 588 424	-	8.501 LI 588 424
2430	500	72x61x125	2.503 TH 588 424	3.503 LH 588 424	-	8.503 LH 588 424
2435	500	61x72x125	2.505 TG 586 426	3.505 LG 586 426	-	8.506 LG 586 426
2440	600	72x61x150	2.603 TH 588 424	3.603 LH 588 424	-	8.603 LH 588 424
2445	600	72x72x125	2.605 TY 588 424	3.605 LY 588 424	-	8.605 LY 588 424
2450	600	61x72x150	2.606 TG 586 426	3.606 LG 586 426	-	8.606 LG 586 426
2455	700	72x72x146	2.705 YT 588 424	3.705 JT 588 424	-	8.705 JT 588 424
2460	750	72x72x156	2.750 YT 588 424	-	-	8.750 JT 588 424

## ATEGO 2007

RIF. REF.	LT.	HxPxL cm	COD. FERRO STEEL CODE	COD. INOX ST. STEEL CODE	COD. INOX FIOR. ST. STEEL CHASED	COD. ALLUMINIO ALUMINIUM CODE
<b>7 - 8 - 10 CABINATI/CHASSIS</b>						
2783	200	43x53x100	2.201 19 582 410	3.201 NV 582 410	3F201 NV 582 410	8.201 NV 582 410
2785	250	43x53x125	2.251 19 582 410	3.251 NV 582 410	3F251 NV 582 410	8.251 NV 582 410
2790	250	48x59x100	2.252 23 589 412	3.252 OP 589 412	3F252 OP 589 412	-
2795	300	43x53x150	2.300 19 582 410	3.300 NV 582 410	3F300 NV 582 410	8.300 NV 582 410
2800	300	54x60x108	2.301 31 584 411	3.301 PN 584 411	3F301 PN 584 411	-
2805	300	43x65x118	-	-	-	8.311 OT 582 410
2806	300	43x65x118	-	-	-	8.311 OT W22
2810	350	54x60x125	2.351 31 584 411	3.351 PN 584 411	3F351 PN 584 411	-
2815	400	43x65x157	-	-	-	8.411 OT 582 410
2816	400	43x65x157	-	-	-	8.411 OT W22
2820	420	54x60x150	2.440 31 584 411	3.440 PN 584 411	3F440 PN 584 411	-
2825	500	43x65x195	-	-	-	8.511 J6 582 410 (°)
2826	500	43x65x195	-	-	-	8.511 J6 W22 (°)

°Serbatoio fornito con kit fissaggio 3 staffe

°Tank supplied with 3 brackets fixing kit

### 12 - 13 - 15 CABINATI/CHASSIS

2783	200	43x53x100	2.201 19 582 410	3.201 NV 582 410	3F201 NV 582 410	8.201 NV 582 410
2830	200	61x61x65	-	-	-	8.202 TN 586 413
2831	200	61x61x65	-	-	-	8.202 TN W39
2785	250	43x53x125	2.251 19 582 410	3.251 NV 582 410	3F251 NV 582 410	8.251 NV 582 410
2790	250	48x59x100	2.252 23 589 412	3.252 OP 589 412	3F252 OP 589 412	-
2795	300	43x53x150	2.300 19 582 410	3.300 NV 582 410	3F300 NV 582 410	8.300 NV 582 410
2800	300	54x60x108	2.301 31 584 411	3.301 PN 584 411	3F301 PN 584 411	-
2835	300	60x60x95	2.303 71 586 413	3.303 TN 586 413	-	8.303 TN 586 413

In rosso: versione con gruppo unico pescante-livello tipo originale/Red: proposal with original type sender unit

Nelle ordinazioni citare sempre il numero di codice/For all orders always use our code numbers

## ATEGO 2007

RIF. REF.	LT.	HxPxL cm	COD. FERRO STEEL CODE	COD. INOX ST. STEEL CODE	COD. INOX FIOR. ST. STEEL CHASED	COD. ALLUMINIO ALUMINIUM CODE
<b>12 - 13 - 15 CABINATI/CHASSIS</b>						
2836	300	60x60x95	2.322 71 W39	3.322 TN W39	-	8.322 TN W39
2805	300	43x65x118	-	-	-	8.311 OT 582 410
2806	300	43x65x118	-	-	-	8.311 OT W22
2810	350	54x60x125	2.351 31 584 411	3.351 PN 584 411	3F351 PN 584 411	-
2840	400	60x60x125	2.405 71 586 413	3.405 TN 586 413	-	8.405 TN 586 413
2841	400	60x60x125	2.400 71 W39	3.400 TN W39	-	8.400 TN W39
2815	400	43x65x157	-	-	-	8.411 OT 582 410
2816	400	43x65x157	-	-	-	8.411 OT W22
2820	420	54x60x150	2.440 31 584 411	3.440 PN 584 411	3F440 PN 584 411	-
2845	500	60x60x150	2.500 71 586 413	3.500 TN 586 413	3F500 TN 586 413	8.500 TN 586 413
2846	500	60x60x150	2.500 71 W39	3.500 TN W39	3F500 TN W39	8.500 TN W39
2825	500	43x65x195	-	-	-	8.511 J6 582 410 (°)
2826	500	43x65x195	-	-	-	8.511 J6 W22 (°)
2850	600	60x60x175	2.601 71 586 413	3.601 TN 586 413	3F601 TN 586 413	8.601 TN 586 413
2851	600	60x60x175	2.601 71 W39	3.601 TN W39	3F601 TN W39	8.601 TN W39

## AXOR

RIF. REF.	LT.	HxPxL cm	COD. FERRO STEEL CODE	COD. INOX ST. STEEL CODE	COD. INOX FIOR. ST. STEEL CHASED	COD. ALLUMINIO ALUMINIUM CODE
<b>18 - 25 CABINATI/CHASSIS</b>						
2400	300	43x65x118	-	-	-	8.311 OU AME 427
2405	400	60x60x125	2.405 44 586 426	3.405 QQ 586 426	-	8.405 QQ 586 426
2410	400	43x65x157	-	-	-	8.411 OU AME 427
2415	420	54x60x150	2.440 34 584 425	3.440 PQ 584 425	3F440 PQ 584 425	-
2420	500	60x60x150	2.500 44 586 426	3.500 QQ 586 426	3F500 QQ 586 426	8.500 QQ 586 426
2425	500	72x72x105	2.501 TI 588 424	3.501 LI 588 424	-	8.501 LI 588 424
2430	500	72x61x125	2.503 TH 588 424	3.503 LH 588 424	-	8.503 LH 588 424
2435	500	61x72x125	2.505 TG 586 426	3.505 LG 586 426	-	8.506 LG 586 426
2480	500	43x65x195	-	-	-	8.511 J7 582 427 (°)
2485	600	60x60x175	2.601 44 586 426	3.601 QQ 586 426	3F601 QQ 586 426	8.601 QQ 586 426
2440	600	72x61x150	2.603 TH 588 424	3.603 LH 588 424	-	8.603 LH 588 424
2445	600	72x72x125	2.605 TY 588 424	3.605 LY 588 424	-	8.605 LY 588 424
2450	600	61x72x150	2.606 TG 586 426	3.606 LG 586 426	-	8.606 LG 586 426
2490	700	72x61x175	2.703 YV 588 424	-	-	8.703 JV 588 424
2455	700	72x72x146	2.705 YT 588 424	3.705 JT 588 424	-	8.705 JT 588 424
2495	700	61x72x175	2.706 YW 586 426	-	-	8.706 JW 586 426
2460	750	72x72x156	2.750 YT 588 424	-	-	8.750 JT 588 424
2465	770	72x72x162	2.765 YT 588 424	-	-	8.765 JT 588 424
2500	800	72x61x196	2.803 YV 588 424	-	-	8.803 JV 588 424
2470	800	72x72x170	2.805 YT 588 424	3.805 JT 588 424	-	8.805 JT 588 424
2505	800	61x72x196	2.806 YW 586 426	-	-	8.806 JW 586 426
2475	890	72x72x185	2.890 YT 588 424	-	-	8.890 JT 588 424
2510	930	72x72x196	2.905 YT 588 424	3.905 JT 588 424	-	8.905 JT 588 424

°Serbatoio fornito con kit fissaggio 3 staffe

°Tank supplied with 3 brackets fixing kit

## AXOR

RIF. REF.	LT.	HxPxL cm	COD. FERRO STEEL CODE	COD. INOX ST. STEEL CODE	COD. INOX FIOR. ST. STEEL CHASED	COD. ALLUMINIO ALUMINIUM CODE
<b>18 TRATTORE serbatoio principale/TRACTOR main tank</b>						
2400	300	43x65x118	-	-	-	8.311 OU AME 427
2405	400	60x60x125	2.405 44 586 426	3.405 QQ 586 426	-	8.405 QQ 586 426
2410	400	43x65x157	-	-	-	8.411 OU AME 427
2415	420	54x60x150	2.440 34 584 425	3.440 PQ 584 425	3F440 PQ 584 425	-
2420	500	60x60x150	2.500 44 586 426	3.500 QQ 586 426	3F500 QQ 586 426	8.500 QQ 586 426
2425	500	72x72x105	2.501 TI 588 424	3.501 LI 588 424	-	8.501 LI 588 424
2430	500	72x61x125	2.503 TH 588 424	3.503 LH 588 424	-	8.503 LH 588 424
2435	500	61x72x125	2.505 TG 586 426	3.505 LG 586 426	-	8.506 LG 586 426
2440	600	72x61x150	2.603 TH 588 424	3.603 LH 588 424	-	8.603 LH 588 424
2445	600	72x72x125	2.605 TY 588 424	3.605 LY 588 424	-	8.605 LY 588 424
2450	600	61x72x150	2.606 TG 586 426	3.606 LG 586 426	-	8.606 LG 586 426
2455	700	72x72x146	2.705 YT 588 424	3.705 JT 588 424	-	8.705 JT 588 424
2460	750	72x72x156	2.750 YT 588 424	-	-	8.750 JT 588 424
2465	770	72x72x162	2.765 YT 588 424	-	-	8.765 JT 588 424
2470	800	72x72x170	2.805 YT 588 424	3.805 JT 588 424	-	8.805 JT 588 424
2475	890	72x72x185	2.890 YT 588 424	-	-	8.890 JT 588 424

### 18 TRATTORE con minigonne/TRACTOR with side skirts

2515	600	72x72x125	2.605 DL 588 424	3.605 LL 588 424	-	8.605 LL 588 424
2520	700	72x72x146	2.705 YZ 588 424	3.705 JZ 588 424	-	8.705 JZ 588 424
2525	800	72x72x170	2.805 YZ 588 424	3.805 JZ 588 424	-	8.805 JZ 588 424

### 18 TRATTORE serbatoio supplementare/TRACTOR supplementary tank

2530	200	72x61x52	2.210 BO	3.210 OC	-	8.210 OC
2535	240	72x61x120 sagomato/shaped	-	-	-	8.240 DW
2540	300	72x61x74	2.308 BO	3.308 OC	-	8.308 OC
2545	300	72x72x65	-	-	-	8.318 OD
2550	400	72x61x100	2.403 BO	3.403 OC	-	8.403 OC

## AXOR 2007

RIF. REF.	LT.	HxPxL cm	COD. FERRO STEEL CODE	COD. INOX ST. STEEL CODE	COD. INOX FIOR. ST. STEEL CHASED	COD. ALLUMINIO ALUMINIUM CODE
<b>18 TRATTORE serbatoio principale/TRACTOR main tank</b>						
2600	300	50x72x94	-	-	-	8.302 HJ W41
2605	300	43x65x118	-	-	-	8.311 OU 582 410
2606	300	43x65x118	-	-	-	8.311 OU W22
2610	350	50x72x105	-	-	-	8.353 HJ W41
2615	400	60x60x125	2.405 44 586 413	3.405 QQ 586 413	-	8.405 QQ 586 413
2616	400	60x60x125	2.400 44 W39	3.400 QQ W39	-	8.400 QQ W39
2620	400	50x72x125	-	-	-	8.402 HJ W41
2625	400	43x65x157	-	-	-	8.411 OU 582 410
2626	400	43x65x157	-	-	-	8.411 OU W22
2630	420	54x60x150	2.440 34 584 411	3.440 PQ 584 411	3F440 PQ 584 411	-
2635	500	60x60x150	2.500 44 586 413	3.500 QQ 586 413	3F500 QQ 586 413	8.500 QQ 586 413

In rosso: versione con gruppo unico pescante-livello tipo originale/Red: proposal with original type sender unit  
Nelle ordinazioni citare sempre il numero di codice/For all orders always use our code numbers



## AXOR 2007

RIF. REF.	LT.	HxPxL cm	COD. FERRO STEEL CODE	COD. INOX ST. STEEL CODE	COD. INOX FIOR. ST. STEEL CHASED	COD. ALLUMINIO ALUMINIUM CODE
-----------	-----	----------	--------------------------	-----------------------------	-------------------------------------	----------------------------------

### 18 TRATTORE serbatoio principale/TRACTOR main tank

2636	500	60x60x150	2.500 44 W39	3.500 QQ W39	3F500 QQ W39	8.500 QQ W39
2640	500	72x72x105	2.501 TI 588 415	3.501 LI 588 415	-	8.501 LI 588 415
2641	500	72x72x105	2.501 TI W40	3.501 LI W40	-	8.501 LI W40
2645	500	72x61x125	2.503 TH 588 415	3.503 LH 588 415	-	8.503 LH 588 415
2646	500	72x61x125	2.503 TH W40	3.503 LH W40	-	8.503 LH W40
2650	500	61x72x125	2.505 TG 586 413	3.505 LG 586 413	-	8.506 LG 586 413
2651	500	61x72x125	2.505 TG W39	3.505 LG W39	-	8.506 LG W39
2560	600	60x60x175	2.601 44 586 413	3.601 QQ 586 413	3F601 QQ 586 413	8.601 QQ 586 413
2561	600	60x60x175	2.601 44 W39	3.601 QQ W39	3F601 QQ W39	8.601 QQ W39
2655	600	72x61x150	2.603 TH 588 415	3.603 LH 588 415	-	8.603 LH 588 415
2656	600	72x61x150	2.603 TH W40	3.603 LH W40	-	8.603 LH W40
2660	600	72x72x125	2.605 TY 588 415	3.605 LY 588 415	-	8.605 LY 588 415
2661	600	72x72x125	2.605 TY W40	3.605 LY W40	-	8.605 LY W40
2665	600	61x72x150	2.606 TG 586 413	3.606 LG 586 413	-	8.606 LG 586 413
2666	600	61x72x150	2.606 TG W39	3.606 LG W39	-	8.606 LG W39
2565	600	50x72x185	-	-	-	8.600 6D W41 (°)
2570	700	72x61x175	2.703 YV 588 415	-	-	8.703 JV 588 415
2571	700	72x61x175	2.703 YV W40	-	-	8.703 JV W40
2670	700	72x72x146	2.705 YT 588 415	3.705 JT 588 415	-	8.705 JT 588 415
2671	700	72x72x146	2.705 YT W40	3.705 JT W40	-	8.705 JT W40
2575	700	61x72x175	2.706 YW 586 413	-	-	8.706 JW 586 413
2576	700	61x72x175	2.706 YW W39	-	-	8.706 JW W39
2675	750	72x72x156	2.750 YT 588 415	-	-	8.750 JT 588 415
2676	750	72x72x156	2.750 YT W40	-	-	8.750 JT W40
2680	770	72x72x162	2.765 YT 588 415	-	-	8.765 JT 588 415
2681	770	72x72x162	2.765 YT W40	-	-	8.765 JT W40
2685	800	72x72x170	2.805 YT 588 415	3.805 JT 588 415	-	8.805 JT 588 415
2686	800	72x72x170	2.805 YT W40	3.805 JT W40	-	8.805 JT W40
2690	890	72x72x185	2.890 YT 588 415	-	-	8.890 JT 588 415
2691	890	72x72x185	2.890 YT W40	-	-	8.890 JT W40

°Serbatoio fornito con kit fissaggio 3 staffe

°Tank supplied with 3 brackets fixing kit

### 18 TRATTORE con minigonne/TRACTOR with side skirts

2695	600	72x72x125	2.605 DL 588 415	3.605 LL 588 415	-	8.605 LL 588 415
2696	600	72x72x125	2.605 DL W40	3.605 LL W40	-	8.605 LL W40
2700	700	72x72x146	2.705 YZ 588 415	3.705 JZ 588 415	-	8.705 JZ 588 415
2701	700	72x72x146	2.705 YZ W40	3.705 JZ W40	-	8.705 JZ W40
2705	800	72x72x170	2.805 YZ 588 415	3.805 JZ 588 415	-	8.805 JZ 588 415
2706	800	72x72x170	2.805 YZ W40	3.805 JZ W40	-	8.805 JZ W40

### 18 TRATTORE serbatoio supplementare/TRACTOR supplementary tank

2530	200	72x61x52	2.210 BO	3.210 OC	-	8.210 OC
2535	240	72x61x120 sagomato/shaped	-	-	-	8.240 DW
2540	300	72x61x74	2.308 BO	3.308 OC	-	8.308 OC
2545	300	72x72x65	-	-	-	8.318 OD
2550	400	72x61x100	2.403 BO	3.403 OC	-	8.403 OC

In rosso: versione con gruppo unico pescante-livello tipo originale/Red: proposal with original type sender unit



## AXOR 2007

RIF. REF.	LT.	HxPxL cm	COD. FERRO STEEL CODE	COD. INOX ST. STEEL CODE	COD. INOX FIOR. ST. STEEL CHASD	COD. ALLUMINIO ALUMINIUM CODE
<b>18 - 25 CABINATI/CHASSIS</b>						
2600	300	50x72x94	-	-	-	8.302 HJ W41
2605	300	43x65x118	-	-	-	8.311 OU 582 410
2606	300	43x65x118	-	-	-	8.311 OU W22
2610	350	50x72x105	-	-	-	8.353 HJ W41
2615	400	60x60x125	2.405 44 586 413	3.405 QQ 586 413	-	8.405 QQ 586 413
2616	400	60x60x125	2.400 44 W39	3.400 QQ W39	-	8.400 QQ W39
2620	400	50x72x125	-	-	-	8.402 HJ W41
2625	400	43x65x157	-	-	-	8.411 OU 582 410
2626	400	43x65x157	-	-	-	8.411 OU W22
2630	420	54x60x150	2.440 34 584 411	3.440 PQ 584 411	3F440 PQ 584 411	-
2635	500	60x60x150	2.500 44 586 413	3.500 QQ 586 413	3F500 QQ 586 413	8.500 QQ 586 413
2636	500	60x60x150	2.500 44 W39	3.500 QQ W39	3F500 QQ W39	8.500 QQ W39
2640	500	72x72x105	2.501 TI 588 415	3.501 LI 588 415	-	8.501 LI 588 415
2641	500	72x72x105	2.501 TI W40	3.501 LI W40	-	8.501 LI W40
2645	500	72x61x125	2.503 TH 588 415	3.503 LH 588 415	-	8.503 LH 588 415
2646	500	72x61x125	2.503 TH W40	3.503 LH W40	-	8.503 LH W40
2650	500	61x72x125	2.505 TG 586 413	3.505 LG 586 413	-	8.506 LG 586 413
2651	500	61x72x125	2.505 TG W39	3.505 LG W39	-	8.506 LG W39
2555	500	43x65x195	-	-	-	8.511 J7 582 410 (°)
2556	500	43x65x195	-	-	-	8.511 J7 W22 (°)
2565	600	50x72x185	-	-	-	8.600 6D W41 (°)
2560	600	60x60x175	2.601 44 586 413	3.601 QQ 586 413	3F601 QQ 586 413	8.601 QQ 586 413
2561	600	60x60x175	2.601 44 W39	3.601 QQ W39	3F601 QQ W39	8.601 QQ W39
2655	600	72x61x150	2.603 TH 588 415	3.603 LH 588 415	-	8.603 LH 588 415
2656	600	72x61x150	2.603 TH W40	3.603 LH W40	-	8.603 LH W40
2660	600	72x72x125	2.605 TY 588 415	3.605 LY 588 415	-	8.605 LY 588 415
2661	600	72x72x125	2.605 TY W40	3.605 LY W40	-	8.605 LY W40
2665	600	61x72x150	2.606 TG 586 413	3.606 LG 586 413	-	8.606 LG 586 413
2666	600	61x72x150	2.606 TG W39	3.606 LG W39	-	8.606 LG W39
2570	700	72x61x175	2.703 YV 588 415	-	-	8.703 JV 588 415
2571	700	72x61x175	2.703 YV W40	-	-	8.703 JV W40
2670	700	72x72x146	2.705 YT 588 415	3.705 JT 588 415	-	8.705 JT 588 415
2671	700	72x72x146	2.705 YT W40	3.705 JT W40	-	8.705 JT W40
2575	700	61x72x175	2.706 YW 586 413	-	-	8.706 JW 586 413
2576	700	61x72x175	2.706 YW W39	-	-	8.706 JW W39
2675	750	72x72x156	2.750 YT 588 415	-	-	8.750 JT 588 415
2676	750	72x72x156	2.750 YT W40	-	-	8.750 JT W40
2580	750	50x72x225	-	-	-	8.751 6E W41 (#)
2680	770	72x72x162	2.765 YT 588 415	-	-	8.765 JT 588 415
2681	770	72x72x162	2.765 YT W40	-	-	8.765 JT W40
2585	800	72x61x196	2.803 YV 588 415	-	-	8.803 JV 588 415
2586	800	72x61x196	2.803 YV W40	-	-	8.803 JV W40

°Serbatoio fornito con kit fissaggio 3 staffe  
°Tank supplied with 3 brackets fixing kit

#Serbatoio fornito con kit fissaggio 4 staffe  
#Tank supplied with 4 brackets fixing kit

In rosso: versione con gruppo unico pescante-livello tipo originale/Red: proposal with original type sender unit  
Nelle ordinazioni citare sempre il numero di codice/For all orders always use our code numbers

## AXOR 2007

RIF. REF.	LT.	HxPxL cm	COD. FERRO STEEL CODE	COD. INOX ST. STEEL CODE	COD. INOX FIOR. ST. STEEL CHASED	COD. ALLUMINIO ALUMINIUM CODE
<b>18 - 25 CABINATI/CHASSIS</b>						
2685	800	72x72x170	2.805 YT 588 415	3.805 JT 588 415	-	8.805 JT 588 415
2686	800	72x72x170	<b>2.805 YT W40</b>	<b>3.805 JT W40</b>	-	<b>8.805 JT W40</b>
2590	800	61x72x196	2.806 YW 586 413	-	-	8.806 JW 586 413
2591	800	61x72x196	<b>2.806 YW W39</b>	-	-	<b>8.806 JW W39</b>
2690	890	72x72x185	2.890 YT 588 415	-	-	8.890 JT 588 415
2691	890	72x72x185	<b>2.890 YT W40</b>	-	-	<b>8.890 JT W40</b>
2595	930	72x72x196	2.905 YT 588 415	3.905 JT 588 415	-	8.905 JT 588 415
2596	930	72x72x196	<b>2.905 YT W40</b>	<b>3.905 JT W40</b>	-	<b>8.905 JT W40</b>

## SK

RIF. REF.	LT.	HxPxL cm	COD. FERRO STEEL CODE	COD. INOX ST. STEEL CODE	COD. INOX FIOR. ST. STEEL CHASED	COD. ALLUMINIO ALUMINIUM CODE
<b>1827 - 1831 - 1834 - 1838 - 1844 - 1850 - 1853 - 1933 - 1935 - 1938 - 1944 - 1948 - 2038 - 2044 - 2050 - 2053 - 2531 - 2534 CABINATI/CHASSIS</b>						
2855	300	61x72x74	2.309 02 586 426	3.309 ZZ 586 426	-	8.306 ZZ 586 426
2860	400	60x60x125	2.405 CG 586 426	3.405 PG 586 426	-	8.405 PG 586 426
2865	400	61x72x100	2.408 02 586 426	3.408 ZZ 586 426	-	8.406 ZZ 586 426
2870	500	60x60x150	2.500 CG 586 426	3.500 PG 586 426	3F500 PG 586 426	8.500 PG 586 426
2875	500	72x61x125	2.503 CH 588 424	3.503 PH 588 424	-	8.503 PH 588 424
2880	500	61x72x125	2.505 02 586 426	3.505 ZZ 586 426	-	8.506 ZZ 586 426
2885	600	60x60x175	2.601 CG 586 426	3.601 PG 586 426	3F601 PG 586 426	8.601 PG 586 426
2890	600	72x61x150	2.603 CH 588 424	3.603 PH 588 424	-	8.603 PH 588 424
2895	600	61x72x150	2.606 02 586 426	3.606 ZZ 586 426	-	8.606 ZZ 586 426

### 1831 - 1834 - 1838 - 1844 - 1850 - 1853 - 1933 - 1935 - 1938 - 1944 - 1948 - 2038 - 2044 - 2050 - 2053 TRATTORI serbatoio principale/TRACTORS main tank

2900	300	61x72x74	2.309 78 586 426	3.309 TU 586 426	-	8.306 TU 586 426
2905	400	72x61x100	2.403 64 588 424	3.403 SQ 588 424	-	8.403 SQ 588 424
2910	400	60x60x125	2.405 46 586 426	3.405 QS 586 426	-	8.405 QS 586 426
2915	400	61x72x100	2.408 78 586 426	3.408 TU 586 426	-	8.406 TU 586 426
2920	500	60x60x150	2.500 46 586 426	3.500 QS 586 426	3F500 QS 586 426	8.500 QS 586 426
2925	500	72x61x125	2.503 65 588 424	3.503 SR 588 424	-	8.503 SR 588 424
2930	500	61x72x125	2.505 78 586 426	3.505 TU 586 426	-	8.506 TU 586 426
2935	600	72x61x150	2.603 65 588 424	3.603 SR 588 424	-	8.603 SR 588 424
2940	600	61x72x150	2.606 AI 586 426	3.606 XI 586 426	-	8.606 XI 586 426

### 1831 - 1834 - 1838 - 1844 - 1850 - 1853 - 1933 - 1935 - 1938 - 1944 - 1948 - 2038 - 2044 - 2050 - 2053 TRATTORI serbatoio supplementare/TRACTORS supplementary tank

2945	400	72x61x100	2.403 MS 588 424	3.403 XS 588 424	-	8.403 XS 588 424
------	-----	-----------	------------------	------------------	---	------------------

### 2538 TRATTORE/TRACTOR

2900	300	61x72x74	2.309 78 586 426	3.309 TU 586 426	-	8.306 TU 586 426
------	-----	----------	------------------	------------------	---	------------------

## SPRINTER

RIF. REF.	LT.	HxPxL cm	COD. FERRO STEEL CODE	COD. INOX ST. STEEL CODE	COD. INOX FIOR. ST. STEEL CHASED	COD. ALLUMINIO ALUMINIUM CODE
<b>208 - 210 - 211 - 212 - 213 - 308 - 310 - 311 - 312 - 313 - 316 - 408 - 410 - 411 - 412 - 413 - 416 - 616</b>						
<b>CABINATI/CHASSIS</b>						
2950	120	31x45x100	2.124 15 070	3.124 NR 070	3F124 NR 070	-
2955	140	31x45x116	2.143 15 070	3.143 NR 070	3F143 NR 070	-
2960	160	31x45x135	2.164 15 070	3.164 NR 070	3F164 NR 070	-

## SPRINTER 2006

RIF. REF.	LT.	HxPxL cm	COD. FERRO STEEL CODE	COD. INOX ST. STEEL CODE	COD. INOX FIOR. ST. STEEL CHASED	COD. ALLUMINIO ALUMINIUM CODE
<b>209 - 211 - 213 - 215 - 218 - 309 - 311 - 313 - 315 - 318 - 411 - 415 - 418 - 509 - 511 - 515 - 518</b>						
<b>CABINATI/CHASSIS</b>						
2965	120	27x41x120	2.126 CF (*)	3.126 UF (*)	-	-
2970	140	27x41x140	-	3.146 UF (*)	-	-
2975	140	22x65x133 sagomato/shaped	2.147 WE (*)	-	-	-
2980	140	24x74x123 sagomato/shaped	-	-	-	8.144 WB (*)
2985	180	24x74x150 sagomato/shaped	-	-	-	8.184 WG (*)
<b>209 - 211 - 213 - 215 - 218 - 309 - 311 - 313 - 315 - 318 - 409 - 411 - 413 - 415 - 418 - 513 - 515 - 518</b>						
<b>FURGONI/VAN</b>						
2975	140	22x65x133 sagomato/shaped	2.147 WE (*)	-	-	-
2980	140	24x74x123 sagomato/shaped	-	-	-	8.144 WB (*)
2985	180	24x74x150 sagomato/shaped	-	-	-	8.184 WG (*)

\*Per il completamento del serbatoio, utilizzare il gruppo pescante-livello d'origine

\*To complete the tank, use the original suction unit

## T2

RIF. REF.	LT.	HxPxL cm	COD. FERRO STEEL CODE	COD. INOX ST. STEEL CODE	COD. INOX FIOR. ST. STEEL CHASED	COD. ALLUMINIO ALUMINIUM CODE
<b>609 - 709 - 809</b>						
2990	120	31x45x100	2.122 11 153 020	3.122 NN 153 020	3F122 NN 153 020	-
2995	140	31x45x116	2.141 11 153 020	3.141 NN 153 020	3F141 NN 153 020	-
3000	160	31x45x135	2.163 11 153 020	3.163 NN 153 020	3F163 NN 153 020	-
<b>711</b>						
2990	120	31x45x100	2.122 11 153 020	3.122 NN 153 020	3F122 NN 153 020	-
2995	140	31x45x116	2.141 11 153 020	3.141 NN 153 020	3F141 NN 153 020	-
3000	160	31x45x135	2.163 11 153 020	3.163 NN 153 020	3F163 NN 153 020	-
2710	200	43x53x100	2.201 19 582 427	3.201 NV 582 427	3F201 NV 582 427	-
2715	250	43x53x125	2.251 19 582 427	3.251 NV 582 427	3F251 NV 582 427	-
2725	300	43x53x150	2.300 19 582 427	3.300 NV 582 427	3F300 NV 582 427	-

# MERCEDES

## T2

RIF. REF.	LT.	HxPxL cm	COD. FERRO STEEL CODE	COD. INOX ST. STEEL CODE	COD. INOX FIOR. ST. STEEL CHASD	COD. ALLUMINIO ALUMINIUM CODE
<b>814</b>						
2990	120	31x45x100	2.122 11 153 020	3.122 NN 153 020	3F122 NN 153 020	-
2995	140	31x45x116	2.141 11 153 020	3.141 NN 153 020	3F141 NN 153 020	-
3000	160	31x45x135	2.163 11 153 020	3.163 NN 153 020	3F163 NN 153 020	-
2710	200	43x53x100	2.201 19 582 427	3.201 NV 582 427	3F201 NV 582 427	-
2715	250	43x53x125	2.251 19 582 427	3.251 NV 582 427	3F251 NV 582 427	-
2725	300	43x53x150	2.300 19 582 427	3.300 NV 582 427	3F300 NV 582 427	-
2730	300	54X60X108	2.301 31 584 425	3.301 PN 584 425	3F301 PN 584 425	-
2740	350	54X60X125	2.351 31 584 425	3.351 PN 584 425	3F351 PN 584 425	-

## TRANSPORTER

RIF. REF.	LT.	HxPxL cm	COD. FERRO STEEL CODE	COD. INOX ST. STEEL CODE	COD. INOX FIOR. ST. STEEL CHASD	COD. ALLUMINIO ALUMINIUM CODE
<b>208 - 308 - 310 - 408 - 410 - 508</b>						
3005	120	31x45x100	2.124 11 065	3.124 NN 065	3F124 NN 065	-
3010	140	31x45x116	2.143 11 065	3.143 NN 065	3F143 NN 065	-
3015	160	31x45x135	2.164 11 065	3.164 NN 065	3F164 NN 065	-

## VARIO

RIF. REF.	LT.	HxPxL cm	COD. FERRO STEEL CODE	COD. INOX ST. STEEL CODE	COD. INOX FIOR. ST. STEEL CHASD	COD. ALLUMINIO ALUMINIUM CODE
<b>512 - 612 - 614 - 615 - 714 - 812 - 814 - 815</b>						
2990	120	31x45x100	2.122 11 153 020	3.122 NN 153 020	3F122 NN 153 020	-
2995	140	31x45x116	2.141 11 153 020	3.141 NN 153 020	3F141 NN 153 020	-
3000	160	31x45x135	2.163 11 153 020	3.163 NN 153 020	3F163 NN 153 020	-
2710	200	43x53x100	2.201 19 582 427	3.201 NV 582 427	3F201 NV 582 427	-
2715	250	43x53x125	2.251 19 582 427	3.251 NV 582 427	3F251 NV 582 427	-
2725	300	43x53x150	2.300 19 582 427	3.300 NV 582 427	3F300 NV 582 427	-

## WOERTH

RIF. REF.	LT.	HxPxL cm	COD. FERRO STEEL CODE	COD. INOX ST. STEEL CODE	COD. INOX FIOR. ST. STEEL CHASD	COD. ALLUMINIO ALUMINIUM CODE
<b>817 CABINATO/CHASSIS</b>						
2710	200	43x53x100	2.201 19 582 427	3.201 NV 582 427	3F201 NV 582 427	-
2715	250	43x53x125	2.251 19 582 427	3.251 NV 582 427	3F251 NV 582 427	-
2725	300	43x53x150	2.300 19 582 427	3.300 NV 582 427	3F300 NV 582 427	-
2730	300	54x60x108	2.301 31 584 425	3.301 PN 584 425	3F301 PN 584 425	-
2740	350	54x60x125	2.351 31 584 425	3.351 PN 584 425	3F351 PN 584 425	-
<b>914 - 917 - 1117 - 1317 - 1320 - 1324 - 1517 - 1520 - 1524 CABINATI/CHASSIS</b>						
2710	200	43x53x100	2.201 19 582 427	3.201 NV 582 427	3F201 NV 582 427	-
2715	250	43x53x125	2.251 19 582 427	3.251 NV 582 427	3F251 NV 582 427	-
2725	300	43x53x150	2.300 19 582 427	3.300 NV 582 427	3F300 NV 582 427	-

## WOERTH

RIF. REF.	LT.	HxPxL cm	COD. FERRO STEEL CODE	COD. INOX ST. STEEL CODE	COD. INOX FIOR. ST. STEEL CHASED	COD. ALLUMINIO ALUMINIUM CODE
-----------	-----	----------	--------------------------	-----------------------------	-------------------------------------	----------------------------------

### 914 - 917 - 1117 - 1317 - 1320 - 1324 - 1517 - 1520 - 1524 CABINATI/CHASSIS

2730	300	54x60x108	2.301 31 584 425	3.301 PN 584 425	3F301 PN 584 425	-
2740	350	54x60x125	2.351 31 584 425	3.351 PN 584 425	3F351 PN 584 425	-
2765	400	60x60x125	2.405 75 586 426	3.405 TR 586 426	-	8.405 TR 586 426
2770	420	54x60x150	2.440 31 584 425	3.440 PN 584 425	3F440 PN 584 425	-
3020	500	60x60x150	2.500 76 586 426	3.500 TS 586 426	3F500 TS 586 426	8.500 TS 586 426
3025	600	60x60x175	2.601 76 586 426	3.601 TS 586 426	3F601 TS 586 426	8.601 TS 586 426

### 1620 - 1625 CABINATI/CHASSIS

2725	300	43x53x150	2.300 19 582 427	3.300 NV 582 427	3F300 NV 582 427	-
2730	300	54x60x108	2.301 31 584 425	3.301 PN 584 425	3F301 PN 584 425	-
2740	350	54x60x125	2.351 31 584 425	3.351 PN 584 425	3F351 PN 584 425	-
2765	400	60x60x125	2.405 75 586 426	3.405 TR 586 426	-	8.405 TR 586 426
2770	420	54x60x150	2.440 31 584 425	3.440 PN 584 425	3F440 PN 584 425	-
3020	500	60x60x150	2.500 76 586 426	3.500 TS 586 426	3F500 TS 586 426	8.500 TS 586 426
3025	600	60x60x175	2.601 76 586 426	3.601 TS 586 426	3F601 TS 586 426	8.601 TS 586 426



**F**  
pag. 63



**FE**  
pag. 63



**FH**  
pag. 65



**FL**  
pag. 67



**FL NEW**  
pag. 68



**FM**  
pag. 68



**NH**  
pag. 71

## F

RIF. REF.	LT.	HxPxL cm	COD. FERRO STEEL CODE	COD. INOX ST. STEEL CODE	COD. INOX FIOR. ST. STEEL CHASED	COD. ALLUMINIO ALUMINIUM CODE
-----------	-----	----------	--------------------------	-----------------------------	-------------------------------------	----------------------------------

### 10 - 12 - 16 CABINATI/CHASSIS

3200	300	61x72x74	2.309 AZ 594 426	3.309 XZ 594 426	-	8.306 XZ 594 426
3205	400	60x60x125	2.405 35 594 426	3.405 PR 594 426	-	8.405 PR 594 426
3210	400	61x72x100	2.408 AZ 594 426	3.408 XZ 594 426	-	8.406 XZ 594 426
3215	500	60x60x150	2.500 35 594 426	3.500 PR 594 426	3F500 PR 594 426	8.500 PR 594 426
3220	500	72x72x105	2.501 AL 595 424	3.501 XL 595 424	-	8.501 XL 595 424
3225	500	72x61x125	2.503 AD 595 424	3.503 XD 595 424	-	8.503 XD 595 424
3230	500	61x72x125	2.505 AZ 594 426	3.505 XZ 594 426	-	8.506 XZ 594 426
3235	600	60x60x175	2.601 35 594 426	3.601 PR 594 426	3F601 PR 594 426	8.601 PR 594 426
3240	600	72x61x150	2.603 AD 595 424	3.603 XD 595 424	-	8.603 XD 595 424
3245	600	72x72x125	2.605 AL 595 424	3.605 XL 595 424	-	8.605 XL 595 424
3250	600	61x72x150	2.606 AZ 594 426	3.606 XZ 594 426	-	8.606 XZ 594 426

### 12 TRATTORE/TRACTOR

3255	400	61x72x100	2.408 AZ 594 272	3.408 XZ 594 272	-	8.406 XZ 594 272
3260	500	72x61x125	2.503 56 595 270	3.503 RS 595 270	-	8.503 RS 595 270
3265	500	61x72x125	2.505 AZ 594 272	3.505 XZ 594 272	-	8.506 XZ 594 272
3270	600	72x61x150	2.603 56 595 270	3.603 RS 595 270	-	8.603 RS 595 270

### 16 TRATTORE/TRACTOR

3200	300	61x72x74	2.309 AZ 594 426	3.309 XZ 594 426	-	8.306 XZ 594 426
3210	400	61x72x100	2.408 AZ 594 426	3.408 XZ 594 426	-	8.406 XZ 594 426
3215	500	60x60x150	2.500 35 594 426	3.500 PR 594 426	3F500 PR 594 426	8.500 PR 594 426
3220	500	72x72x105	2.501 AL 595 424	3.501 XL 595 424	-	8.501 XL 595 424
3225	500	72x61x125	2.503 AD 595 424	3.503 XD 595 424	-	8.503 XD 595 424
3230	500	61x72x125	2.505 AZ 594 426	3.505 XZ 594 426	-	8.506 XZ 594 426
3240	600	72x61x150	2.603 AD 595 424	3.603 XD 595 424	-	8.603 XD 595 424
3245	600	72x72x125	2.605 AL 595 424	3.605 XL 595 424	-	8.605 XL 595 424
3250	600	61x72x150	2.606 AZ 594 426	3.606 XZ 594 426	-	8.606 XZ 594 426

## FE

RIF. REF.	LT.	HxPxL cm	COD. FERRO STEEL CODE	COD. INOX ST. STEEL CODE	COD. INOX FIOR. ST. STEEL CHASED	COD. ALLUMINIO ALUMINIUM CODE
-----------	-----	----------	--------------------------	-----------------------------	-------------------------------------	----------------------------------

### 240 - 280 - 320 CABINATI/CHASSIS

3275	200	72x61x52	2.210 AD 618 270	3.210 XD 618 270	-	8.210 XD 618 270
3276	200	72x61x52	2.210 AD W09	3.210 XD W09	-	8.210 XD W09
3280	300	54x60x108	2.301 31 620 269	3.301 PN 620 269	3F301 PN 620 269	-
3285	300	60x60x95	2.303 35 619 272	3.303 PR 619 272	-	8.303 PR 619 272
3286	300	60x60x95	2.322 35 W08	3.322 PR W08	-	8.322 PR W08
3290	300	61x72x74	2.309 AZ 619 272	3.309 XZ 619 272	-	8.306 XZ 619 272
3291	300	61x72x74	2.309 AZ W08	3.309 XZ W08	-	8.306 XZ W08
3295	300	72x72x65	2.318 AL 618 270	3.318 XL 618 270	-	8.318 XL 618 270
3296	300	72x72x65	2.318 AL W09	3.318 XL W09	-	8.318 XL W09
3300	350	54x60x125	2.351 31 620 269	3.351 PN 620 269	3F351 PN 620 269	-
3305	400	60x60x125	2.405 35 619 272	3.405 PR 619 272	-	8.405 PR 619 272
3306	400	60x60x125	2.400 35 W08	3.400 PR W08	-	8.400 PR W08

In rosso: versione con gruppo unico pescante-livello tipo originale/Red: proposal with original type sender unit  
Nelle ordinazioni citare sempre il numero di codice/For all orders always use our code numbers



## FE

RIF. REF.	LT.	HxPxL cm	COD. FERRO STEEL CODE	COD. INOX ST. STEEL CODE	COD. INOX FIOR. ST. STEEL CHASED	COD. ALLUMINIO ALUMINIUM CODE
-----------	-----	----------	--------------------------	-----------------------------	-------------------------------------	----------------------------------

### 240 - 280 - 320 CABINATI/CHASSIS

3310	400	61x72x100	2.408 AZ 619 272	3.408 XZ 619 272	-	8.406 XZ 619 272
3311	400	61x72x100	<b>2.408 AZ W08</b>	<b>3.408 XZ W08</b>	-	<b>8.406 XZ W08</b>
3315	420	54x60x150	2.440 31 620 269	3.440 PN 620 269	3F440 PN 620 269	-
3320	500	60x60x150	2.500 35 619 272	3.500 PR 619 272	3F500 PR 619 272	8.500 PR 619 272
3321	500	60x60x150	<b>2.500 35 W08</b>	<b>3.500 PR W08</b>	<b>3F500 PR W08</b>	<b>8.500 PR W08</b>
3325	500	72x72x105	2.501 AL 618 270	3.501 XL 618 270	-	8.501 XL 618 270
3326	500	72x72x105	<b>2.501 AL W09</b>	<b>3.501 XL W09</b>	-	<b>8.501 XL W09</b>
3330	500	72x61x125	2.503 AD 618 270	3.503 XD 618 270	-	8.503 XD 618 270
3331	500	72x61x125	<b>2.503 AD W09</b>	<b>3.503 XD W09</b>	-	<b>8.503 XD W09</b>
3335	500	61x72x125	2.505 AZ 619 272	3.505 XZ 619 272	-	8.506 XZ 619 272
3336	500	61x72x125	<b>2.505 AZ W08</b>	<b>3.505 XZ W08</b>	-	<b>8.506 XZ W08</b>
3340	600	60x60x175	2.601 35 619 272	3.601 PR 619 272	3F601 PR 619 272	8.601 PR 619 272
3341	600	60x60x175	<b>2.601 35 W08</b>	<b>3.601 PR W08</b>	<b>3F601 PR W08</b>	<b>8.601 PR W08</b>
3345	600	72x61x150	2.603 AD 618 270	3.603 XD 618 270	-	8.603 XD 618 270
3346	600	72x61x150	<b>2.603 AD W09</b>	<b>3.603 XD W09</b>	-	<b>8.603 XD W09</b>
3350	600	72x72x125	2.605 AL 618 270	3.605 XL 618 270	-	8.605 XL 618 270
3351	600	72x72x125	<b>2.605 AL W09</b>	<b>3.605 XL W09</b>	-	<b>8.605 XL W09</b>
3355	600	61x72x150	2.606 AZ 619 272	3.606 XZ 619 272	-	8.606 XZ 619 272
3356	600	61x72x150	<b>2.606 AZ W08</b>	<b>3.606 XZ W08</b>	-	<b>8.606 XZ W08</b>
3360	700	72x61x175	2.703 YE 618 270	-	-	8.703 JE 618 270
3361	700	72x61x175	<b>2.703 YE W09</b>	-	-	<b>8.703 JE W09</b>
3365	700	72x72x146	2.705 YF 618 270	3.705 JF 618 270	-	8.705 JF 618 270
3366	700	72x72x146	<b>2.705 YF W09</b>	<b>3.705 JF W09</b>	-	<b>8.705 JF W09</b>
3370	700	61x72x175	2.706 YG 619 272	-	-	8.706 JG 619 272
3371	700	61x72x175	<b>2.706 YG W08</b>	-	-	<b>8.706 JG W08</b>
3375	800	72x61x196	2.803 YE 618 270	-	-	8.803 JE 618 270
3376	800	72x61x196	<b>2.803 YE W09</b>	-	-	<b>8.803 JE W09</b>
3380	800	72x72x170	2.805 YF 618 270	3.805 JF 618 270	-	8.805 JF 618 270
3381	800	72x72x170	<b>2.805 YF W09</b>	<b>3.805 JF W09</b>	-	<b>8.805 JF W09</b>
3385	800	61x72x196	2.806 YG 619 272	-	-	8.806 JG 619 272
3386	800	61x72x196	<b>2.806 YG W08</b>	-	-	<b>8.806 JG W08</b>
3390	930	72x72x196	2.905 YF 618 270	3.905 JF 618 270	-	8.905 JF 618 270
3391	930	72x72x196	<b>2.905 YF W09</b>	<b>3.905 JF W09</b>	-	<b>8.905 JF W09</b>

### 280 - 320 TRATTORI serbatoio principale/TRACTORS main tank

3275	200	72x61x52	2.210 AD 618 270	3.210 XD 618 270	-	8.210 XD 618 270
3276	200	72x61x52	<b>2.210 AD W09</b>	<b>3.210 XD W09</b>	-	<b>8.210 XD W09</b>
3285	300	60x60x95	2.303 35 619 272	3.303 PR 619 272	-	8.303 PR 619 272
3286	300	60x60x95	<b>2.322 35 W08</b>	<b>3.322 PR W08</b>	-	<b>8.322 PR W08</b>
3290	300	61x72x74	2.309 AZ 619 272	3.309 XZ 619 272	-	8.306 XZ 619 272
3291	300	61x72x74	<b>2.309 AZ W08</b>	<b>3.309 XZ W08</b>	-	<b>8.306 XZ W08</b>
3295	300	72x72x65	2.318 AL 618 270	3.318 XL 618 270	-	8.318 XL 618 270
3296	300	72x72x65	<b>2.318 AL W09</b>	<b>3.318 XL W09</b>	-	<b>8.318 XL W09</b>
3305	400	60x60x125	2.405 35 619 272	3.405 PR 619 272	-	8.405 PR 619 272
3306	400	60x60x125	<b>2.400 35 W08</b>	<b>3.400 PR W08</b>	-	<b>8.400 PR W08</b>

## FE

RIF. REF.	LT.	HxPxL cm	COD. FERRO STEEL CODE	COD. INOX ST. STEEL CODE	COD. INOX FIOR. ST. STEEL CHASED	COD. ALLUMINIO ALUMINIUM CODE
<b>280 - 320 TRATTORI serbatoio principale/TRACTORS main tank</b>						
3310	400	61x72x100	2.408 AZ 619 272	3.408 XZ 619 272	-	8.406 XZ 619 272
3311	400	61x72x100	<b>2.408 AZ W08</b>	<b>3.408 XZ W08</b>	-	<b>8.406 XZ W08</b>
3320	500	60x60x150	2.500 35 619 272	3.500 PR 619 272	3F500 PR 619 272	8.500 PR 619 272
3321	500	60x60x150	<b>2.500 35 W08</b>	<b>3.500 PR W08</b>	<b>3F500 PR W08</b>	<b>8.500 PR W08</b>
3325	500	72x72x105	2.501 AL 618 270	3.501 XL 618 270	-	8.501 XL 618 270
3326	500	72x72x105	<b>2.501 AL W09</b>	<b>3.501 XL W09</b>	-	<b>8.501 XL W09</b>
3330	500	72x61x125	2.503 AD 618 270	3.503 XD 618 270	-	8.503 XD 618 270
3331	500	72x61x125	<b>2.503 AD W09</b>	<b>3.503 XD W09</b>	-	<b>8.503 XD W09</b>
3335	500	61x72x125	2.505 AZ 619 272	3.505 XZ 619 272	-	8.506 XZ 619 272
3336	500	61x72x125	<b>2.505 AZ W08</b>	<b>3.505 XZ W08</b>	-	<b>8.506 XZ W08</b>
3345	600	72x61x150	2.603 AD 618 270	3.603 XD 618 270	-	8.603 XD 618 270
3346	600	72x61x150	<b>2.603 AD W09</b>	<b>3.603 XD W09</b>	-	<b>8.603 XD W09</b>
3350	600	72x72x125	2.605 AL 618 270	3.605 XL 618 270	-	8.605 XL 618 270
3351	600	72x72x125	<b>2.605 AL W09</b>	<b>3.605 XL W09</b>	-	<b>8.605 XL W09</b>
3355	600	61x72x150	2.606 AZ 619 272	3.606 XZ 619 272	-	8.606 XZ 619 272
3356	600	61x72x150	<b>2.606 AZ W08</b>	<b>3.606 XZ W08</b>	-	<b>8.606 XZ W08</b>
3365	700	72x72x146	2.705 YF 618 270	3.705 JF 618 270	-	8.705 JF 618 270
3366	700	72x72x146	<b>2.705 YF W09</b>	<b>3.705 JF W09</b>	-	<b>8.705 JF W09</b>

### 280 - 320 TRATTORI serbatoio supplementare/TRACTORS supplementary tank

3395	200	72x61x52	2.210 AD	3.210 XD	-	8.210 XD
3400	300	60x60x95	2.303 35	3.303 PR	-	8.303 PR
3405	300	61x72x74	2.309 AZ	3.309 XZ	-	8.306 XZ
3410	300	72x72x65	2.318 AL	3.318 XL	-	8.318 XL
3415	400	72x72x85	2.401 AL	3.401 XL	-	8.401 XL
3420	400	61x72x100	2.408 AZ	3.408 XZ	-	8.406 XZ
3425	500	72x72x105	2.501 AL	3.501 XL	-	8.501 XL

## FH

RIF. REF.	LT.	HxPxL cm	COD. FERRO STEEL CODE	COD. INOX ST. STEEL CODE	COD. INOX FIOR. ST. STEEL CHASED	COD. ALLUMINIO ALUMINIUM CODE
<b>12 - 16 TRATTORI serbatoio principale/TRACTORS main tank</b>						
3290	300	61x72x74	2.309 AZ 619 272	3.309 XZ 619 272	-	8.306 XZ 619 272
3291	300	61x72x74	<b>2.309 AZ W08</b>	<b>3.309 XZ W08</b>	-	<b>8.306 XZ W08</b>
3430	300	50x72x94	-	-	-	<b>8.302 LS W42</b>
3435	350	50x72x105	-	-	-	<b>8.353 LS W42</b>
3440	400	50x72x125	-	-	-	<b>8.402 LS W42</b>
3310	400	61x72x100	2.408 AZ 619 272	3.408 XZ 619 272	-	8.406 XZ 619 272
3311	400	61x72x100	<b>2.408 AZ W08</b>	<b>3.408 XZ W08</b>	-	<b>8.406 XZ W08</b>
3320	500	60x60x150	2.500 35 619 272	3.500 PR 619 272	3F500 PR 619 272	8.500 PR 619 272
3321	500	60x60x150	<b>2.500 35 W08</b>	<b>3.500 PR W08</b>	<b>3F500 PR W08</b>	<b>8.500 PR W08</b>
3325	500	72x72x105	2.501 AL 618 270	3.501 XL 618 270	-	8.501 XL 618 270
3326	500	72x72x105	<b>2.501 AL W09</b>	<b>3.501 XL W09</b>	-	<b>8.501 XL W09</b>
3330	500	72x61x125	2.503 AD 618 270	3.503 XD 618 270	-	8.503 XD 618 270

In rosso: versione con gruppo unico pescante-livello tipo originale/Red: proposal with original type sender unit  
Nelle ordinazioni citare sempre il numero di codice/For all orders always use our code numbers

## FH

RIF. REF.	LT.	HxPxL cm	COD. FERRO STEEL CODE	COD. INOX ST. STEEL CODE	COD. INOX FIOR. ST. STEEL CHASED	COD. ALLUMINIO ALUMINIUM CODE
-----------	-----	----------	--------------------------	-----------------------------	-------------------------------------	----------------------------------

### 12 - 16 TRATTORI serbatoio principale/TRACTORS main tank

3331	500	72x61x125	2.503 AD W09	3.503 XD W09	-	8.503 XD W09
3335	500	61x72x125	2.505 AZ 619 272	3.505 XZ 619 272	-	8.506 XZ 619 272
3336	500	61x72x125	2.505 AZ W08	3.505 XZ W08	-	8.506 XZ W08
3340	600	60x60x175	2.601 35 619 272	3.601 PR 619 272	3F601 PR 619 272	8.601 PR 619 272
3341	600	60x60x175	2.601 35 W08	3.601 PR W08	3F601 PR W08	8.601 PR W08
3345	600	72x61x150	2.603 AD 618 270	3.603 XD 618 270	-	8.603 XD 618 270
3346	600	72x61x150	2.603 AD W09	3.603 XD W09	-	8.603 XD W09
3350	600	72x72x125	2.605 AL 618 270	3.605 XL 618 270	-	8.605 XL 618 270
3351	600	72x72x125	2.605 AL W09	3.605 XL W09	-	8.605 XL W09
3355	600	61x72x150	2.606 AZ 619 272	3.606 XZ 619 272	-	8.606 XZ 619 272
3356	600	61x72x150	2.606 AZ W08	3.606 XZ W08	-	8.606 XZ W08
3360	700	72x61x175	2.703 YE 618 270	-	-	8.703 JE 618 270
3361	700	72x61x175	2.703 YE W09	-	-	8.703 JE W09
3365	700	72x72x146	2.705 YF 618 270	3.705 JF 618 270	-	8.705 JF 618 270
3366	700	72x72x146	2.705 YF W09	3.705 JF W09	-	8.705 JF W09
3370	700	61x72x175	2.706 YG 619 272	-	-	8.706 JG 619 272
3371	700	61x72x175	2.706 YG W08	-	-	8.706 JG W08
3380	800	72x72x170	2.805 YF 618 270	3.805 JF 618 270	-	8.805 JF 618 270
3381	800	72x72x170	2.805 YF W09	3.805 JF W09	-	8.805 JF W09

### 12 - 16 TRATTORI e CABINATI serbatoio supplementare/TRACTORS and CHASSIS supplementary tank

3395	200	72x61x52	2.210 AD	3.210 XD	-	8.210 XD
3410	300	72x72x65	2.318 AL	3.318 XL	-	8.318 XL

### 12 - 16 CABINATI serbatoio principale/CHASSIS main tank

3290	300	61x72x74	2.309 AZ 619 272	3.309 XZ 619 272	-	8.306 XZ 619 272
3291	300	61x72x74	2.309 AZ W08	3.309 XZ W08	-	8.306 XZ W08
3430	300	50x72x94	-	-	-	8.302 LS W42
3435	350	50x72x105	-	-	-	8.353 LS W42
3440	400	50x72x125	-	-	-	8.402 LS W42
3310	400	61x72x100	2.408 AZ 619 272	3.408 XZ 619 272	-	8.406 XZ 619 272
3311	400	61x72x100	2.408 AZ W08	3.408 XZ W08	-	8.406 XZ W08
3320	500	60x60x150	2.500 35 619 272	3.500 PR 619 272	3F500 PR 619 272	8.500 PR 619 272
3321	500	60x60x150	2.500 35 W08	3.500 PR W08	3F500 PR W08	8.500 PR W08
3325	500	72x72x105	2.501 AL 618 270	3.501 XL 618 270	-	8.501 XL 618 270
3326	500	72x72x105	2.501 AL W09	3.501 XL W09	-	8.501 XL W09
3330	500	72x61x125	2.503 AD 618 270	3.503 XD 618 270	-	8.503 XD 618 270
3331	500	72x61x125	2.503 AD W09	3.503 XD W09	-	8.503 XD W09
3335	500	61x72x125	2.505 AZ 619 272	3.505 XZ 619 272	-	8.506 XZ 619 272
3336	500	61x72x125	2.505 AZ W08	3.505 XZ W08	-	8.506 XZ W08
3340	600	60x60x175	2.601 35 619 272	3.601 PR 619 272	3F601 PR 619 272	8.601 PR 619 272
3341	600	60x60x175	2.601 35 W08	3.601 PR W08	3F601 PR W08	8.601 PR W08
3345	600	72x61x150	2.603 AD 618 270	3.603 XD 618 270	-	8.603 XD 618 270
3346	600	72x61x150	2.603 AD W09	3.603 XD W09	-	8.603 XD W09
3350	600	72x72x125	2.605 AL 618 270	3.605 XL 618 270	-	8.605 XL 618 270
3351	600	72x72x125	2.605 AL W09	3.605 XL W09	-	8.605 XL W09

## FH

RIF. REF.	LT.	HxPxL cm	COD. FERRO STEEL CODE	COD. INOX ST. STEEL CODE	COD. INOX FIOR. ST. STEEL CHASED	COD. ALLUMINIO ALUMINIUM CODE
-----------	-----	----------	-----------------------	--------------------------	----------------------------------	-------------------------------

### 12 - 16 CABINATI serbatoio principale/CHASSIS main tank

3355	600	61x72x150	2.606 AZ 619 272	3.606 XZ 619 272	-	8.606 XZ 619 272
3356	600	61x72x150	2.606 AZ W08	3.606 XZ W08	-	8.606 XZ W08
3445	600	50x72x185	-	-	-	8.600 6S W42 (°)
3360	700	72x61x175	2.703 YE 618 270	-	-	8.703 JE 618 270
3361	700	72x61x175	2.703 YE W09	-	-	8.703 JE W09
3365	700	72x72x146	2.705 YF 618 270	3.705 JF 618 270	-	8.705 JF 618 270
3366	700	72x72x146	2.705 YF W09	3.705 JF W09	-	8.705 JF W09
3370	700	61x72x175	2.706 YG 619 272	-	-	8.706 JG 619 272
3371	700	61x72x175	2.706 YG W08	-	-	8.706 JG W08
3450	750	50x72x225	-	-	-	8.751 6T W42 (#)
3375	800	72x61x196	2.803 YE 618 270	-	-	8.803 JE 618 270
3376	800	72x61x196	2.803 YE W09	-	-	8.803 JE W09
3380	800	72x72x170	2.805 YF 618 270	3.805 JF 618 270	-	8.805 JF 618 270
3381	800	72x72x170	2.805 YF W09	3.805 JF W09	-	8.805 JF W09
3385	800	61x72x196	2.806 YG 619 272	-	-	8.806 JG 619 272
3386	800	61x72x196	2.806 YG W08	-	-	8.806 JG W08
3390	930	72x72x196	2.905 YF 618 270	3.905 JF 618 270	-	8.905 JF 618 270
3391	930	72x72x196	2.905 YF W09	3.905 JF W09	-	8.905 JF W09

°Serbatoio fornito con kit fissaggio 3 staffe

°Tank supplied with 3 brackets fixing kit

#Serbatoio fornito con kit fissaggio 4 staffe

#Tank supplied with 4 brackets fixing kit

### 12 - 16 TRATTORI con minigonne/TRACTORS with side skirts

3455	600	72x72x125	2.605 BB 618 270	3.605 OB 618 270	-	8.605 OB 618 270
3456	600	72x72x125	2.605 BB W09	3.605 OB W09	-	8.605 OB W09
3460	700	72x72x146	2.705 Y3 618 270	3.705 J3 618 270	-	8.705 J3 618 270
3461	700	72x72x146	2.705 Y3 W09	3.705 J3 W09	-	8.705 J3 W09
3465	770	72x72x162	2.765 Y3 618 270	-	-	8.765 J3 618 270
3466	770	72x72x162	2.765 Y3 W09	-	-	8.765 J3 W09
3470	800	72x72x170	2.805 Y3 618 270	3.805 J3 618 270	-	8.805 J3 618 270
3471	800	72x72x170	2.805 Y3 W09	3.805 J3 W09	-	8.805 J3 W09

## FL

RIF. REF.	LT.	HxPxL cm	COD. FERRO STEEL CODE	COD. INOX ST. STEEL CODE	COD. INOX FIOR. ST. STEEL CHASED	COD. ALLUMINIO ALUMINIUM CODE
-----------	-----	----------	-----------------------	--------------------------	----------------------------------	-------------------------------

### 7 - 10 - 611 - 612 - 614 - 615 - 616 - 618 - FLC CABINATI/CHASSIS

3475	200	43x53x100	2.201 21 155 278	3.201 ON 155 278	3F201 ON 155 278	-
3480	250	43x53x125	2.251 21 155 278	3.251 ON 155 278	3F251 ON 155 278	-
3485	250	48x59x100	2.252 23 160 273	3.252 OP 160 273	3F252 OP 160 273	-
3490	300	43x53x150	2.300 21 155 278	3.300 ON 155 278	3F300 ON 155 278	-
3495	300	54x60x108	2.301 31 596 275	3.301 PN 596 275	3F301 PN 596 275	-
3500	400	60x60x125	2.405 35 594 279	3.405 PR 594 279	-	8.405 PR 594 279
3505	420	54x60x150	2.440 31 596 275	3.440 PN 596 275	3F440 PN 596 275	-
3510	500	60x60x150	2.500 35 594 279	3.500 PR 594 279	3F500 PR 594 279	8.500 PR 594 279

In rosso: versione con gruppo unico pescante-livello tipo originale/Red: proposal with original type sender unit

Nelle ordinazioni citare sempre il numero di codice/For all orders always use our code numbers

## FL NEW

RIF. REF.	LT.	HxPxL cm	COD. FERRO STEEL CODE	COD. INOX ST. STEEL CODE	COD. INOX FIOR. ST. STEEL CHASED	COD. ALLUMINIO ALUMINIUM CODE
<b>180 - 220 CABINATI/CHASSIS</b>						
3515	200	43x53x100	2.201 21 629 271	3.201 ON 629 271	3F201 ON 629 271	8.201 ON 629 271
3520	250	43x53x125	2.251 21 629 271	3.251 ON 629 271	3F251 ON 629 271	8.251 ON 629 271
3525	250	48x59x100	2.252 23 627 285	3.252 OP 627 285	3F252 OP 627 285	-
3530	300	43x53x150	2.300 21 629 271	3.300 ON 629 271	3F300 ON 629 271	8.300 ON 629 271
3280	300	54x60x108	2.301 31 620 269	3.301 PN 620 269	3F301 PN 620 269	-
3535	300	43x65x118	-	-	-	8.311 OT 629 271
3536	300	43x65x118	-	-	-	8.311 OT W23
3300	350	54x60x125	2.351 31 620 269	3.351 PN 620 269	3F351 PN 620 269	-
3540	400	43x65x157	-	-	-	8.411 OT 629 271
3541	400	43x65x157	-	-	-	8.411 OT W23
3315	420	54x60x150	2.440 31 620 269	3.440 PN 620 269	3F440 PN 620 269	-
3545	500	43x65x195	-	-	-	8.511 J6 629 271 (°)
3546	500	43x65x195	-	-	-	8.511 J6 W23 (°)

RIF. REF.	LT.	HxPxL cm	COD. FERRO STEEL CODE	COD. INOX ST. STEEL CODE	COD. INOX FIOR. ST. STEEL CHASED	COD. ALLUMINIO ALUMINIUM CODE
<b>250 CABINATO/CHASSIS</b>						
3515	200	43x53x100	2.201 21 629 271	3.201 ON 629 271	3F201 ON 629 271	8.201 ON 629 271
3520	250	43x53x125	2.251 21 629 271	3.251 ON 629 271	3F251 ON 629 271	8.251 ON 629 271
3525	250	48x59x100	2.252 23 627 285	3.252 OP 627 285	3F252 OP 627 285	-
3530	300	43x53x150	2.300 21 629 271	3.300 ON 629 271	3F300 ON 629 271	8.300 ON 629 271
3280	300	54x60x108	2.301 31 620 269	3.301 PN 620 269	3F301 PN 620 269	-
3285	300	60x60x95	2.303 35 619 272	3.303 PR 619 272	-	8.303 PR 619 272
3286	300	60x60x95	2.322 35 W08	3.322 PR W08	-	8.322 PR W08
3535	300	43x65x118	-	-	-	8.311 OT 629 271
3536	300	43x65x118	-	-	-	8.311 OT W23
3300	350	54x60x125	2.351 31 620 269	3.351 PN 620 269	3F351 PN 620 269	-
3305	400	60x60x125	2.405 35 619 272	3.405 PR 619 272	-	8.405 PR 619 272
3306	400	60x60x125	2.400 35 W08	3.400 PR W08	-	8.400 PR W08
3540	400	43x65x157	-	-	-	8.411 OT 629 271
3541	400	43x65x157	-	-	-	8.411 OT W23
3315	420	54x60x150	2.440 31 620 269	3.440 PN 620 269	3F440 PN 620 269	-
3320	500	60x60x150	2.500 35 619 272	3.500 PR 619 272	3F500 PR 619 272	8.500 PR 619 272
3321	500	60x60x150	2.500 35 W08	3.500 PR W08	3F500 PR W08	8.500 PR W08
3545	500	43x65x195	-	-	-	8.511 J6 629 271 (°)
3546	500	43x65x195	-	-	-	8.511 J6 W23 (°)

°Serbatoio fornito con kit fissaggio 3 staffe

°Tank supplied with 3 brackets fixing kit

## FM

RIF. REF.	LT.	HxPxL cm	COD. FERRO STEEL CODE	COD. INOX ST. STEEL CODE	COD. INOX FIOR. ST. STEEL CHASED	COD. ALLUMINIO ALUMINIUM CODE
<b>7 - 9 - 10 - 12 CABINATI/CHASSIS</b>						
3275	200	72x61x52	2.210 AD 618 270	3.210 XD 618 270	-	8.210 XD 618 270
3276	200	72x61x52	2.210 AD W09	3.210 XD W09	-	8.210 XD W09
3280	300	54x60x108	2.301 31 620 269	3.301 PN 620 269	3F301 PN 620 269	-
3285	300	60x60x95	2.303 35 619 272	3.303 PR 619 272	-	8.303 PR 619 272
3286	300	60x60x95	2.322 35 W08	3.322 PR W08	-	8.322 PR W08

## FM

RIF. REF.	LT.	HxPxL cm	COD. FERRO STEEL CODE	COD. INOX ST. STEEL CODE	COD. INOX FIOR. ST. STEEL CHASED	COD. ALLUMINIO ALUMINIUM CODE
<b>7 - 9 - 10 - 12 CABINATI/CHASSIS</b>						
3290	300	61x72x74	2.309 AZ 619 272	3.309 XZ 619 272	-	8.306 XZ 619 272
3291	300	61x72x74	<b>2.309 AZ W08</b>	<b>3.309 XZ W08</b>	-	<b>8.306 XZ W08</b>
3295	300	72x72x65	2.318 AL 618 270	3.318 XL 618 270	-	8.318 XL 618 270
3296	300	72x72x65	<b>2.318 AL W09</b>	<b>3.318 XL W09</b>	-	<b>8.318 XL W09</b>
3430	300	50x72x94	-	-	-	<b>8.302 LS W42</b>
3300	350	54x60x125	2.351 31 620 269	3.351 PN 620 269	3F351 PN 620 269	-
3435	350	50x72x105	-	-	-	<b>8.353 LS W42</b>
3440	400	50x72x125	-	-	-	<b>8.402 LS W42</b>
3305	400	60x60x125	2.405 35 619 272	3.405 PR 619 272	-	8.405 PR 619 272
3306	400	60x60x125	<b>2.400 35 W08</b>	<b>3.400 PR W08</b>	-	<b>8.400 PR W08</b>
3310	400	61x72x100	2.408 AZ 619 272	3.408 XZ 619 272	-	8.406 XZ 619 272
3311	400	61x72x100	<b>2.408 AZ W08</b>	<b>3.408 XZ W08</b>	-	<b>8.406 XZ W08</b>
3315	420	54x60x150	2.440 31 620 269	3.440 PN 620 269	3F440 PN 620 269	-
3320	500	60x60x150	2.500 35 619 272	3.500 PR 619 272	3F500 PR 619 272	8.500 PR 619 272
3321	500	60x60x150	<b>2.500 35 W08</b>	<b>3.500 PR W08</b>	<b>3F500 PR W08</b>	<b>8.500 PR W08</b>
3325	500	72x72x105	2.501 AL 618 270	3.501 XL 618 270	-	8.501 XL 618 270
3326	500	72x72x105	<b>2.501 AL W09</b>	<b>3.501 XL W09</b>	-	<b>8.501 XL W09</b>
3330	500	72x61x125	2.503 AD 618 270	3.503 XD 618 270	-	8.503 XD 618 270
3331	500	72x61x125	<b>2.503 AD W09</b>	<b>3.503 XD W09</b>	-	<b>8.503 XD W09</b>
3335	500	61x72x125	2.505 AZ 619 272	3.505 XZ 619 272	-	8.506 XZ 619 272
3336	500	61x72x125	<b>2.505 AZ W08</b>	<b>3.505 XZ W08</b>	-	<b>8.506 XZ W08</b>
3445	600	50x72x185	-	-	-	<b>8.600 6S W42 (°)</b>
3340	600	60x60x175	2.601 35 619 272	3.601 PR 619 272	3F601 PR 619 272	8.601 PR 619 272
3341	600	60x60x175	<b>2.601 35 W08</b>	<b>3.601 PR W08</b>	<b>3F601 PR W08</b>	<b>8.601 PR W08</b>
3345	600	72x61x150	2.603 AD 618 270	3.603 XD 618 270	-	8.603 XD 618 270
3346	600	72x61x150	<b>2.603 AD W09</b>	<b>3.603 XD W09</b>	-	<b>8.603 XD W09</b>
3350	600	72x72x125	2.605 AL 618 270	3.605 XL 618 270	-	8.605 XL 618 270
3351	600	72x72x125	<b>2.605 AL W09</b>	<b>3.605 XL W09</b>	-	<b>8.605 XL W09</b>
3355	600	61x72x150	2.606 AZ 619 272	3.606 XZ 619 272	-	8.606 XZ 619 272
3356	600	61x72x150	<b>2.606 AZ W08</b>	<b>3.606 XZ W08</b>	-	<b>8.606 XZ W08</b>
3360	700	72x61x175	2.703 YE 618 270	-	-	8.703 JE 618 270
3361	700	72x61x175	<b>2.703 YE W09</b>	-	-	<b>8.703 JE W09</b>
3365	700	72x72x146	2.705 YF 618 270	3.705 JF 618 270	-	8.705 JF 618 270
3366	700	72x72x146	<b>2.705 YF W09</b>	<b>3.705 JF W09</b>	-	<b>8.705 JF W09</b>
3370	700	61x72x175	2.706 YG 619 272	-	-	8.706 JG 619 272
3371	700	61x72x175	<b>2.706 YG W08</b>	-	-	<b>8.706 JG W08</b>
3450	750	50x72x225	-	-	-	<b>8.751 6T W42 (#)</b>
3375	800	72x61x196	2.803 YE 618 270	-	-	8.803 JE 618 270
3376	800	72x61x196	<b>2.803 YE W09</b>	-	-	<b>8.803 JE W09</b>
3380	800	72x72x170	2.805 YF 618 270	3.805 JF 618 270	-	8.805 JF 618 270
3381	800	72x72x170	<b>2.805 YF W09</b>	<b>3.805 JF W09</b>	-	<b>8.805 JF W09</b>
3385	800	61x72x196	2.806 YG 619 272	-	-	8.806 JG 619 272
3386	800	61x72x196	<b>2.806 YG W08</b>	-	-	<b>8.806 JG W08</b>

°Serbatoio fornito con kit fissaggio 3 staffe

°Tank supplied with 3 brackets fixing kit

#Serbatoio fornito con kit fissaggio 4 staffe

#Tank supplied with 4 brackets fixing kit

**In rosso: versione con gruppo unico pescante-livello tipo originale/Red: proposal with original type sender unit**  
**Nelle ordinazioni citare sempre il numero di codice/For all orders always use our code numbers**



## FM

RIF. REF.	LT.	HxPxL cm	COD. FERRO STEEL CODE	COD. INOX ST. STEEL CODE	COD. INOX FIOR. ST. STEEL CHASED	COD. ALLUMINIO ALUMINIUM CODE
-----------	-----	----------	--------------------------	-----------------------------	-------------------------------------	----------------------------------

### 7 - 9 - 10 - 12 CABINATI/CHASSIS

3390	930	72x72x196	2.905 YF 618 270	3.905 JF 618 270	-	8.905 JF 618 270
3391	930	72x72x196	<b>2.905 YF W09</b>	<b>3.905 JF W09</b>	-	<b>8.905 JF W09</b>

### 9 - 10 - 12 TRATTORI serbatoio principale/TRACTORS main tank

3275	200	72x61x52	2.210 AD 618 270	3.210 XD 618 270	-	8.210 XD 618 270
3276	200	72x61x52	<b>2.210 AD W09</b>	<b>3.210 XD W09</b>	-	<b>8.210 XD W09</b>
3280	300	54x60x108	2.301 31 620 269	3.301 PN 620 269	3F301 PN 620 269	-
3285	300	60x60x95	2.303 35 619 272	3.303 PR 619 272	-	8.303 PR 619 272
3286	300	60x60x95	<b>2.322 35 W08</b>	<b>3.322 PR W08</b>	-	<b>8.322 PR W08</b>
3290	300	61x72x74	2.309 AZ 619 272	3.309 XZ 619 272	-	8.306 XZ 619 272
3291	300	61x72x74	<b>2.309 AZ W08</b>	<b>3.309 XZ W08</b>	-	<b>8.306 XZ W08</b>
3295	300	72x72x65	2.318 AL 618 270	3.318 XL 618 270	-	8.318 XL 618 270
3296	300	72x72x65	<b>2.318 AL W09</b>	<b>3.318 XL W09</b>	-	<b>8.318 XL W09</b>
3430	300	50x72x94	-	-	-	<b>8.302 LS W42</b>
3300	350	54x60x125	2.351 31 620 269	3.351 PN 620 269	3F351 PN 620 269	-
3435	350	50x72x105	-	-	-	<b>8.353 LS W42</b>
3440	400	50x72x125	-	-	-	<b>8.402 LS W42</b>
3305	400	60x60x125	2.405 35 619 272	3.405 PR 619 272	-	8.405 PR 619 272
3306	400	60x60x125	<b>2.400 35 W08</b>	<b>3.400 PR W08</b>	-	<b>8.400 PR W08</b>
3310	400	61x72x100	2.408 AZ 619 272	3.408 XZ 619 272	-	8.406 XZ 619 272
3311	400	61x72x100	<b>2.408 AZ W08</b>	<b>3.408 XZ W08</b>	-	<b>8.406 XZ W08</b>
3315	420	54x60x150	2.440 31 620 269	3.440 PN 620 269	3F440 PN 620 269	-
3320	500	60x60x150	2.500 35 619 272	3.500 PR 619 272	3F500 PR 619 272	8.500 PR 619 272
3321	500	60x60x150	<b>2.500 35 W08</b>	<b>3.500 PR W08</b>	<b>3F500 PR W08</b>	<b>8.500 PR W08</b>
3325	500	72x72x105	2.501 AL 618 270	3.501 XL 618 270	-	8.501 XL 618 270
3326	500	72x72x105	<b>2.501 AL W09</b>	<b>3.501 XL W09</b>	-	<b>8.501 XL W09</b>
3330	500	72x61x125	2.503 AD 618 270	3.503 XD 618 270	-	8.503 XD 618 270
3331	500	72x61x125	<b>2.503 AD W09</b>	<b>3.503 XD W09</b>	-	<b>8.503 XD W09</b>
3335	500	61x72x125	2.505 AZ 619 272	3.505 XZ 619 272	-	8.506 XZ 619 272
3336	500	61x72x125	<b>2.505 AZ W08</b>	<b>3.505 XZ W08</b>	-	<b>8.506 XZ W08</b>
3340	600	60x60x175	2.601 35 619 272	3.601 PR 619 272	3F601 PR 619 272	8.601 PR 619 272
3341	600	60x60x175	<b>2.601 35 W08</b>	<b>3.601 PR W08</b>	<b>3F601 PR W08</b>	<b>8.601 PR W08</b>
3345	600	72x61x150	2.603 AD 618 270	3.603 XD 618 270	-	8.603 XD 618 270
3346	600	72x61x150	<b>2.603 AD W09</b>	<b>3.603 XD W09</b>	-	<b>8.603 XD W09</b>
3350	600	72x72x125	2.605 AL 618 270	3.605 XL 618 270	-	8.605 XL 618 270
3351	600	72x72x125	<b>2.605 AL W09</b>	<b>3.605 XL W09</b>	-	<b>8.605 XL W09</b>
3355	600	61x72x150	2.606 AZ 619 272	3.606 XZ 619 272	-	8.606 XZ 619 272
3356	600	61x72x150	<b>2.606 AZ W08</b>	<b>3.606 XZ W08</b>	-	<b>8.606 XZ W08</b>
3360	700	72x61x175	2.703 YE 618 270	-	-	8.703 JE 618 270
3361	700	72x61x175	<b>2.703 YE W09</b>	-	-	<b>8.703 JE W09</b>
3365	700	72x72x146	2.705 YF 618 270	3.705 JF 618 270	-	8.705 JF 618 270
3366	700	72x72x146	<b>2.705 YF W09</b>	<b>3.705 JF W09</b>	-	<b>8.705 JF W09</b>
3370	700	61x72x175	2.706 YG 619 272	-	-	8.706 JG 619 272
3371	700	61x72x175	<b>2.706 YG W08</b>	-	-	<b>8.706 JG W08</b>

## FM

RIF. REF.	LT.	HxPxL cm	COD. FERRO STEEL CODE	COD. INOX ST. STEEL CODE	COD. INOX FIOR. ST. STEEL CHASED	COD. ALLUMINIO ALUMINIUM CODE
-----------	-----	----------	-----------------------	--------------------------	----------------------------------	-------------------------------

### 9 - 10 - 12 TRATTORI serbatoio principale/TRACTORS main tank

3380	800	72x72x170	2.805 YF 618 270	3.805 JF 618 270	-	8.805 JF 618 270
3381	800	72x72x170	<b>2.805 YF W09</b>	<b>3.805 JF W09</b>	-	<b>8.805 JF W09</b>

### 9 - 10 - 12 TRATTORI serbatoio supplementare/TRACTORS supplementary tank

3395	200	72x61x52	2.210 AD	3.210 XD	-	8.210 XD
3410	300	72x72x65	2.318 AL	3.318 XL	-	8.318 XL

## NH

RIF. REF.	LT.	HxPxL cm	COD. FERRO STEEL CODE	COD. INOX ST. STEEL CODE	COD. INOX FIOR. ST. STEEL CHASED	COD. ALLUMINIO ALUMINIUM CODE
-----------	-----	----------	-----------------------	--------------------------	----------------------------------	-------------------------------

### 12 TRATTORE/TRACTOR

3320	500	60x60x150	2.500 35 619 272	3.500 PR 619 272	3F500 PR 619 272	8.500 PR 619 272
3321	500	60x60x150	<b>2.500 35 W08</b>	<b>3.500 PR W08</b>	<b>3F500 PR W08</b>	<b>8.500 PR W08</b>
3330	500	72x61x125	2.503 AD 618 270	3.503 XD 618 270	-	8.503 XD 618 270
3331	500	72x61x125	<b>2.503 AD W09</b>	<b>3.503 XD W09</b>	-	<b>8.503 XD W09</b>
3340	600	60x60x175	2.601 35 619 272	3.601 PR 619 272	3F601 PR 619 272	8.601 PR 619 272
3341	600	60x60x175	<b>2.601 35 W08</b>	<b>3.601 PR W08</b>	<b>3F601 PR W08</b>	<b>8.601 PR W08</b>
3345	600	72x61x150	2.603 AD 618 270	3.603 XD 618 270	-	8.603 XD 618 270
3346	600	72x61x150	<b>2.603 AD W09</b>	<b>3.603 XD W09</b>	-	<b>8.603 XD W09</b>
3455	600	72x72x125	2.605 BB 618 270	3.605 OB 618 270	-	8.605 OB 618 270
3456	600	72x72x125	<b>2.605 BB W09</b>	<b>3.605 OB W09</b>	-	<b>8.605 OB W09</b>
3360	700	72x61x175	2.703 YE 618 270	-	-	8.703 JE 618 270
3361	700	72x61x175	<b>2.703 YE W09</b>	-	-	<b>8.703 JE W09</b>
3460	700	72x72x146	2.705 Y3 618 270	3.705 J3 618 270	-	8.705 J3 618 270
3461	700	72x72x146	<b>2.705 Y3 W09</b>	<b>3.705 J3 W09</b>	-	<b>8.705 J3 W09</b>
3465	770	72x72x162	2.765 Y3 618 270	-	-	8.765 J3 618 270
3466	770	72x72x162	<b>2.765 Y3 W09</b>	-	-	<b>8.765 J3 W09</b>
3470	800	72x72x170	2.805 Y3 618 270	3.805 J3 618 270	-	8.805 J3 618 270
3471	800	72x72x170	<b>2.805 Y3 W09</b>	<b>3.805 J3 W09</b>	-	<b>8.805 J3 W09</b>



**CF**  
veicoli prodotti dal 2001 al 2008  
vehicles manufactured from 2001 to 2008  
pag. 74



**CF 2008**  
veicoli prodotti dal 2008  
vehicles manufactured from 2008  
pag. 75



**CS**  
pag. 80



**LF**  
veicoli prodotti dal 2001 al 2008  
vehicles manufactured from 2001 to 2008  
pag. 80



**LF 2008**  
veicoli prodotti dal 2008  
vehicles manufactured from 2008  
pag. 80



**NS**  
pag. 81



**RS**  
pag. 81



**WS**  
pag. 81



**XF**  
veicoli prodotti dal 1997 al 2008  
vehicles manufactured from 1997 to 2008  
pag. 82



**XF 2008**  
veicoli prodotti dal 2008  
vehicles manufactured from 2008  
pag. 83

## CF

RIF. REF.	LT.	HxPxL cm	COD. FERRO STEEL CODE	COD. INOX ST. STEEL CODE	COD. INOX FIOR. ST. STEEL CHASED	COD. ALLUMINIO ALUMINIUM CODE
-----------	-----	----------	-----------------------	--------------------------	----------------------------------	-------------------------------

### 65 CABINATO/CHASSIS

3600	160	43x53x85	2.162 21 582 613	3.162 ON 582 613	3F162 ON 582 613	8.162 ON 582 613
3605	180	43x53x90	2.181 21 582 613	3.181 ON 582 613	3F181 ON 582 613	8.181 ON 582 613
3610	200	43x53x100	2.201 21 582 613	3.201 ON 582 613	3F201 ON 582 613	8.201 ON 582 613
3615	250	43x53x125	2.251 21 582 613	3.251 ON 582 613	3F251 ON 582 613	8.251 ON 582 613
3650	300	43x53x150	2.300 21 582 613	3.300 ON 582 613	3F300 ON 582 613	8.300 ON 582 613
3625	300	54x60x108	2.301 31 584 606	3.301 PN 584 606	3F301 PN 584 606	-
3630	300	60x60x95	2.303 EB 586 609	3.303 RB 586 609	-	8.303 RB 586 609
3635	300	61x72x74	2.309 89 586 609	3.309 UV 586 609	-	8.306 UV 586 609
3640	300	43x65x118	-	-	-	8.311 OT 582 613
3645	350	54x60x125	2.351 31 584 606	3.351 PN 584 606	3F351 PN 584 606	-
3650	400	60x60x125	2.405 EB 586 609	3.405 RB 586 609	-	8.405 RB 586 609
3655	400	61x72x100	2.408 89 586 609	3.408 UV 586 609	-	8.406 UV 586 609
3660	400	43x65x157	-	-	-	8.411 OT 582 613
3665	420	54x60x150	2.440 31 584 606	3.440 PN 584 606	3F440 PN 584 606	-
3670	500	60x60x150	2.500 EB 586 609	3.500 RB 586 609	3F500 RB 586 609	8.500 RB 586 609
3675	500	61x72x125	2.505 89 586 609	3.505 UV 586 609	-	8.506 UV 586 609
3680	500	43x65x195	-	-	-	8.511 J6 582 613 (°)
3685	600	60x60x175	2.601 EB 586 609	3.601 RB 586 609	3F601 RB 586 609	8.601 RB 586 609
3690	600	61x72x150	2.606 89 586 609	3.606 UV 586 609	-	8.606 UV 586 609

### 75 CABINATO/CHASSIS

3625	300	54x60x108	2.301 31 584 606	3.301 PN 584 606	3F301 PN 584 606	-
3630	300	60x60x95	2.303 EB 586 609	3.303 RB 586 609	-	8.303 RB 586 609
3635	300	61x72x74	2.309 89 586 609	3.309 UV 586 609	-	8.306 UV 586 609
3640	300	43x65x118	-	-	-	8.311 OT 582 613
3645	350	54x60x125	2.351 31 584 606	3.351 PN 584 606	3F351 PN 584 606	-
3650	400	60x60x125	2.405 EB 586 609	3.405 RB 586 609	-	8.405 RB 586 609
3655	400	61x72x100	2.408 89 586 609	3.408 UV 586 609	-	8.406 UV 586 609
3660	400	43x65x157	-	-	-	8.411 OT 582 613
3665	420	54x60x150	2.440 31 584 606	3.440 PN 584 606	3F440 PN 584 606	-
3670	500	60x60x150	2.500 EB 586 609	3.500 RB 586 609	3F500 RB 586 609	8.500 RB 586 609
3675	500	61x72x125	2.505 89 586 609	3.505 UV 586 609	-	8.506 UV 586 609
3680	500	43x65x195	-	-	-	8.511 J6 582 613 (°)
3685	600	60x60x175	2.601 EB 586 609	3.601 RB 586 609	3F601 RB 586 609	8.601 RB 586 609
3690	600	61x72x150	2.606 89 586 609	3.606 UV 586 609	-	8.606 UV 586 609

### 85 CABINATO e TRATTORE serbatoio principale/CHASSIS and TRACTOR main tank

3625	300	54x60x108	2.301 31 584 606	3.301 PN 584 606	3F301 PN 584 606	-
3630	300	60x60x95	2.303 EB 586 609	3.303 RB 586 609	-	8.303 RB 586 609
3635	300	61x72x74	2.309 89 586 609	3.309 UV 586 609	-	8.306 UV 586 609
3640	300	43x65x118	-	-	-	8.311 OT 582 613
3645	350	54x60x125	2.351 31 584 606	3.351 PN 584 606	3F351 PN 584 606	-
3695	400	72x61x100	2.403 77 588 608	3.403 TT 588 608	-	8.403 TT 588 608
3650	400	60x60x125	2.405 EB 586 609	3.405 RB 586 609	-	8.405 RB 586 609

°Serbatoio fornito con kit fissaggio 3 staffe

°Tank supplied with 3 brackets fixing kit

## CF

RIF. REF.	LT.	HxPxL cm	COD. FERRO STEEL CODE	COD. INOX ST. STEEL CODE	COD. INOX FIOR. ST. STEEL CHASED	COD. ALLUMINIO ALUMINIUM CODE
-----------	-----	----------	-----------------------	--------------------------	----------------------------------	-------------------------------

### 85 CABINATO e TRATTORE serbatoio principale/CHASSIS and TRACTOR main tank

3655	400	61x72x100	2.408 89 586 609	3.408 UV 586 609	-	8.406 UV 586 609
3660	400	43x65x157	-	-	-	8.411 OT 582 613
3665	420	54x60x150	2.440 31 584 606	3.440 PN 584 606	3F440 PN 584 606	-
3670	500	60x60x150	2.500 EB 586 609	3.500 RB 586 609	3F500 RB 586 609	8.500 RB 586 609
3700	500	72x72x105	2.501 EC 588 608	3.501 RC 588 608	-	8.501 RC 588 608
3705	500	72x61x125	2.503 77 588 608	3.503 TT 588 608	-	8.503 TT 588 608
3675	500	61x72x125	2.505 89 586 609	3.505 UV 586 609	-	8.506 UV 586 609
3680	500	43x65x195	-	-	-	8.511 J6 582 613 (°)
3685	600	60x60x175	2.601 EB 586 609	3.601 RB 586 609	3F601 RB 586 609	8.601 RB 586 609
3710	600	72x61x150	2.603 77 588 608	3.603 TT 588 608	-	8.603 TT 588 608
3715	600	72x72x125	2.605 EC 588 608	3.605 RC 588 608	-	8.605 RC 588 608
3690	600	61x72x150	2.606 89 586 609	3.606 UV 586 609	-	8.606 UV 586 609
3720	700	72x61x175	2.703 YO 588 608	-	-	8.703 JO 588 608
3725	700	72x72x146	2.705 YQ 588 608	3.705 JQ 588 608	-	8.705 JQ 588 608
3730	700	61x72x175	2.706 YP 586 609	-	-	8.706 JP 586 609
3735	770	72x72x162	2.765 YQ 588 608	-	-	8.765 JQ 588 608
3740	800	72x61x196	2.803 YO 588 608	-	-	8.803 JO 588 608
3745	800	72x72x170	2.805 YQ 588 608	3.805 JQ 588 608	-	8.805 JQ 588 608
3750	800	61x72x196	2.806 YP 586 609	-	-	8.806 JP 586 609
3755	930	72x72x196	2.905 YQ 588 608	3.905 JQ 588 608	-	8.905 JQ 588 608

### 85 TRATTORE serbatoio supplementare/TRACTOR supplementary tank

0630	200	61x61x65	-	-	-	8.202 TN
1075	240	60x60x74	2.240 71	3.241 TN	-	-
0635	300	60x60x95	2.303 71	3.303 TN	-	8.303 TN
0640	300	72x61x74	2.308 70	3.308 TZ	-	8.308 TZ
0645	300	61x72x74	2.309 91	3.309 VN	-	8.306 VN
0650	300	72x72x65	2.318 BB	3.318 OB	-	8.318 OB
0655	400	72x72x85	2.401 BB	3.401 OB	-	8.401 OB
0660	400	72x61x100	2.403 70	3.403 TZ	-	8.403 TZ
0665	400	61x72x100	2.408 91	3.408 VN	-	8.406 VN
0670	500	72x72x105	2.501 BB	3.501 OB	-	8.501 OB

°Serbatoio fornito con kit fissaggio 3 staffe

°Tank supplied with 3 brackets fixing kit

## CF 2008

RIF. REF.	LT.	HxPxL cm	COD. FERRO STEEL CODE	COD. INOX ST. STEEL CODE	COD. INOX FIOR. ST. STEEL CHASED	COD. ALLUMINIO ALUMINIUM CODE
-----------	-----	----------	-----------------------	--------------------------	----------------------------------	-------------------------------

### 65 CABINATO serbatoio principale/CHASSIS main tank

3760	300	61x72x74	2.309 89 W52	3.309 UV W52	-	8.306 UV W52
3765	300	60x60x95	2.322 EB W52	3.322 RB W52	-	8.322 RB W52
3770	300	50x72x94	-	-	-	8.302 RP W46
3775	300	43x65x118	-	-	-	8.311 OT W53

In rosso: versione con gruppo unico pescante-livello tipo originale/Red: proposal with original type sender unit  
Nelle ordinazioni citare sempre il numero di codice/For all orders always use our code numbers



## CF 2008

RIF. REF.	LT.	HxPxL cm	COD. FERRO STEEL CODE	COD. INOX ST. STEEL CODE	COD. INOX FIOR. ST. STEEL CHASED	COD. ALLUMINIO ALUMINIUM CODE
-----------	-----	----------	-----------------------	--------------------------	----------------------------------	-------------------------------

### 65 CABINATO serbatoio principale/CHASSIS main tank

3780	350	50x72x105	-	-	-	8.353 RP W46
3785	400	60x60x125	2.400 EB W52	3.400 RB W52	-	8.400 RB W52
3790	400	61x72x100	2.408 89 W52	3.408 UV W52	-	8.406 UV W52
3795	400	50x72x125	-	-	-	8.402 RP W46
3800	400	43x65x157	-	-	-	8.411 OT W53
3805	500	60x60x150	2.500 EB W52	3.500 RB W52	3F500 RB W52	8.500 RB W52
3810	500	61x72x125	2.505 89 W52	3.505 UV W52	-	8.506 UV W52
3815	500	43x65x195	-	-	-	8.511 J6 W53 (°)
3820	600	60x60x175	2.601 EB W52	3.601 RB W52	3F601 RB W52	8.601 RB W52
3825	600	61x72x150	2.606 89 W52	3.606 UV W52	-	8.606 UV W52
3830	600	50x72x185	-	-	-	8.600 6R W46 (°)
3835	700	61x72x175	2.706 YP W52	-	-	8.706 JP W52
3840	750	50x72x225	-	-	-	8.751 6Q W46 (#)
3845	800	61x72x196	2.806 YP W52	-	-	8.806 JP W52

### 65 CABINATO serbatoio supplementare/CHASSIS supplementary tank

0630	200	61x61x65	-	-	-	8.202 TN
1075	240	60x60x74	2.240 71	3.241 TN	-	-
0635	300	60x60x95	2.303 71	3.303 TN	-	8.303 TN
0645	300	61x72x74	2.309 91	3.309 VN	-	8.306 VN
4760	300	50x72x94	-	-	-	8.302 RP
1080	300	43x65x118	-	-	-	8.311 OT
4765	350	50x72x105	-	-	-	8.353 RP
1090	400	60x60x125	2.405 71	3.405 TN	-	8.405 TN
0665	400	61x72x100	2.408 91	3.408 VN	-	8.406 VN
4770	400	50x72x125	-	-	-	8.402 RP
1095	400	43x65x157	-	-	-	8.411 OT
3850	420	54x60x150	2.440 31	3.440 PN	3F440 PN	-
1105	500	60x60x150	2.500 71	3.500 TN	3F500 TN	8.500 TN
1115	500	61x72x125	2.505 91	3.505 VN	-	8.506 VN
3885	500	43x65x195	-	-	-	8.511 J6 (°)
1120	600	60x60x175	2.601 71	3.601 TN	3F601 TN	8.601 TN
1135	600	61x72x150	2.606 91	3.606 VN	-	8.606 VN
4820	600	50x72x185	-	-	-	8.600 6R (°)

### 75 CABINATO serbatoio principale/CHASSIS main tank

3760	300	61x72x74	2.309 89 W52	3.309 UV W52	-	8.306 UV W52
3765	300	60x60x95	2.322 EB W52	3.322 RB W52	-	8.322 RB W52
3770	300	50x72x94	-	-	-	8.302 RP W46
3775	300	43x65x118	-	-	-	8.311 OT W53
3780	350	50x72x105	-	-	-	8.353 RP W46
3785	400	60x60x125	2.400 EB W52	3.400 RB W52	-	8.400 RB W52

°Serbatoio fornito con kit fissaggio 3 staffe  
°Tank supplied with 3 brackets fixing kit

#Serbatoio fornito con kit fissaggio 4 staffe  
#Tank supplied with 4 brackets fixing kit

## CF 2008

RIF. REF.	LT.	HxPxL cm	COD. FERRO STEEL CODE	COD. INOX ST. STEEL CODE	COD. INOX FIOR. ST. STEEL CHASED	COD. ALLUMINIO ALUMINIUM CODE
-----------	-----	----------	-----------------------	--------------------------	----------------------------------	-------------------------------

### 75 CABINATO serbatoio principale/CHASSIS main tank

3860	400	72x61x100	2.403 77 W51	3.403 TT W51	-	8.403 TT W51
3790	400	61x72x100	2.408 89 W52	3.408 UV W52	-	8.406 UV W52
3795	400	50x72x125	-	-	-	8.402 RP W46
3800	400	43x65x157	-	-	-	8.411 OT W53
3805	500	60x60x150	2.500 EB W52	3.500 RB W52	3F500 RB W52	8.500 RB W52
3865	500	72x72x105	2.501 EC W51	3.501 RC W51	-	8.501 RC W51
3870	500	72x61x125	2.503 77 W51	3.503 TT W51	-	8.503 TT W51
3810	500	61x72x125	2.505 89 W52	3.505 UV W52	-	8.506 UV W52
3815	500	43x65x195	-	-	-	8.511 J6 W53 (°)
3830	600	50x72x185	-	-	-	8.600 6R W46 (°)
3820	600	60x60x175	2.601 EB W52	3.601 RB W52	3F601 RB W52	8.601 RB W52
3875	600	72x61x150	2.603 77 W51	3.603 TT W51	-	8.603 TT W51
3880	600	72x72x125	2.605 EC W51	3.605 RC W51	-	8.605 RC W51
3825	600	61x72x150	2.606 89 W52	3.606 UV W52	-	8.606 UV W52
3885	700	72x61x175	2.703 YO W51	-	-	8.703 JO W51
3890	700	72x72x146	2.705 YQ W51	3.705 JQ W51	-	8.705 JQ W51
3835	700	61x72x175	2.706 YP W52	-	-	8.706 JP W52
3840	750	50x72x225	-	-	-	8.751 6Q W46 (#)
3895	770	72x72x162	2.765 YQ W51	-	-	8.765 JQ W51
3900	800	72x61x196	2.803 YO W51	-	-	8.803 JO W51
3905	800	72x72x170	2.805 YQ W51	3.805 JQ W51	-	8.805 JQ W51
3845	800	61x72x196	2.806 YP W52	-	-	8.806 JP W52
3910	930	72x72x196	2.905 YQ W51	3.905 JQ W51	-	8.905 JQ W51
3915	1000	72x72x208	2.995 YQ W51	-	-	8.995 JQ W51

### 75 CABINATO serbatoio supplementare/CHASSIS supplementary tank

0630	200	61x61x65	-	-	-	8.202 TN
1075	240	60x60x74	2.240 71	3.241 TN	-	-
0635	300	60x60x95	2.303 71	3.303 TN	-	8.303 TN
0640	300	72x61x74	2.308 70	3.308 TZ	-	8.308 TZ
0645	300	61x72x74	2.309 91	3.309 VN	-	8.306 VN
0650	300	72x72x65	2.318 BB	3.318 OB	-	8.318 OB
4760	300	50x72x94	-	-	-	8.302 RP
1080	300	43x65x118	-	-	-	8.311 OT
4765	350	50x72x105	-	-	-	8.353 RP
0665	400	72x72x85	2.401 BB	3.401 OB	-	8.401 OB
0660	400	72x61x100	2.403 70	3.403 TZ	-	8.403 TZ
1090	400	60x60x125	2.405 71	3.405 TN	-	8.405 TN
0665	400	61x72x100	2.408 91	3.408 VN	-	8.406 VN
4770	400	50x72x125	-	-	-	8.402 RP
1095	400	43x65x157	-	-	-	8.411 OT
3850	420	54x60x150	2.440 31	3.440 PN	3F440 PN	-
1105	500	60x60x150	2.500 71	3.500 TN	3F500 TN	8.500 TN

°Serbatoio fornito con kit fissaggio 3 staffe  
°Tank supplied with 3 brackets fixing kit

#Serbatoio fornito con kit fissaggio 4 staffe  
#Tank supplied with 4 brackets fixing kit

In rosso: versione con gruppo unico pescante-livello tipo originale/Red: proposal with original type sender unit  
Nelle ordinazioni citare sempre il numero di codice/For all orders always use our code numbers

## CF 2008

RIF. REF.	LT.	HxPxL cm	COD. FERRO STEEL CODE	COD. INOX ST. STEEL CODE	COD. INOX FIOR. ST. STEEL CHASED	COD. ALLUMINIO ALUMINIUM CODE
-----------	-----	----------	-----------------------	--------------------------	----------------------------------	-------------------------------

### 75 CABINATO serbatoio supplementare/CHASSIS supplementary tank

0670	500	72x72x105	2.501 BB	3.501 OB	-	8.501 OB
1110	500	72x61x125	2.503 70	3.503 TZ	-	8.503 TZ
1115	500	61x72x125	2.505 91	3.505 VN	-	8.506 VN
3855	500	43x65x195	-	-	-	8.511 J6 (°)
1120	600	60x60x175	2.601 71	3.601 TN	3F601 TN	8.601 TN
1125	600	72x61x150	2.603 70	3.603 TZ	-	8.603 TZ
1130	600	72x72x125	2.605 BB	3.605 OB	-	8.605 OB
1135	600	61x72x150	2.606 91	3.606 VN	-	8.606 VN
4820	600	50x72x185	-	-	-	8.600 6R (°)

### 85 CABINATO e TRATTORE serbatoio principale/CHASSIS and TRACTOR main tank

3760	300	61x72x74	2.309 89 W52	3.309 UV W52	-	8.306 UV W52
3765	300	60x60x95	2.322 EB W52	3.322 RB W52	-	8.322 RB W52
3770	300	50x72x94	-	-	-	8.302 RP W46
3775	300	43x65x118	-	-	-	8.311 OT W53
3780	350	50x72x105	-	-	-	8.353 RP W46
3785	400	60x60x125	2.400 EB W52	3.400 RB W52	-	8.400 RB W52
3860	400	72x61x100	2.403 77 W51	3.403 TT W51	-	8.403 TT W51
3790	400	61x72x100	2.408 89 W52	3.408 UV W52	-	8.406 UV W52
3795	400	50x72x125	-	-	-	8.402 RP W46
3800	400	43x65x157	-	-	-	8.411 OT W53
3805	500	60x60x150	2.500 EB W52	3.500 RB W52	3F500 RB W52	8.500 RB W52
3865	500	72x72x105	2.501 EC W51	3.501 RC W51	-	8.501 RC W51
3870	500	72x61x125	2.503 77 W51	3.503 TT W51	-	8.503 TT W51
3810	500	61x72x125	2.505 89 W52	3.505 UV W52	-	8.506 UV W52
3815	500	43x65x195	-	-	-	8.511 J6 W53 (°)
3830	600	50x72x185	-	-	-	8.600 6R W46 (°)
3820	600	60x60x175	2.601 EB W52	3.601 RB W52	3F601 RB W52	8.601 RB W52
3875	600	72x61x150	2.603 77 W51	3.603 TT W51	-	8.603 TT W51
3880	600	72x72x125	2.605 EC W51	3.605 RC W51	-	8.605 RC W51
3825	600	61x72x150	2.606 89 W52	3.606 UV W52	-	8.606 UV W52
3885	700	72x61x175	2.703 YO W51	-	-	8.703 JO W51
3890	700	72x72x146	2.705 YQ W51	3.705 JQ W51	-	8.705 JQ W51
3835	700	61x72x175	2.706 YP W52	-	-	8.706 JP W52
3840	750	50x72x225	-	-	-	8.751 6Q W46 (#)
3895	770	72x72x162	2.765 YQ W51	-	-	8.765 JQ W51
3900	800	72x61x196	2.803 YO W51	-	-	8.803 JO W51
3905	800	72x72x170	2.805 YQ W51	3.805 JQ W51	-	8.805 JQ W51
3845	800	61x72x196	2.806 YP W52	-	-	8.806 JP W52
3910	930	72x72x196	2.905 YQ W51	3.905 JQ W51	-	8.905 JQ W51
3915	1000	72x72x208	2.995 YQ W51	-	-	8.995 JQ W51

°Serbatoio fornito con kit fissaggio 3 staffe  
°Tank supplied with 3 brackets fixing kit

#Serbatoio fornito con kit fissaggio 4 staffe  
#Tank supplied with 4 brackets fixing kit

## CF 2008

RIF. REF.	LT.	HxPxL cm	COD. FERRO STEEL CODE	COD. INOX ST. STEEL CODE	COD. INOX FIOR. ST. STEEL CHASED	COD. ALLUMINIO ALUMINIUM CODE
-----------	-----	----------	-----------------------	--------------------------	----------------------------------	-------------------------------

### 85 CABINATO serbatoio supplementare/CHASSIS supplementary tank

0630	200	61x61x65	-	-	-	8.202 TN
1075	240	60x60x74	2.240 71	3.241 TN	-	-
0635	300	60x60x95	2.303 71	3.303 TN	-	8.303 TN
0640	300	72x61x74	2.308 70	3.308 TZ	-	8.308 TZ
0645	300	61x72x74	2.309 91	3.309 VN	-	8.306 VN
0650	300	72x72x65	2.318 BB	3.318 OB	-	8.318 OB
4760	300	50x72x94	-	-	-	8.302 RP
1080	300	43x65x118	-	-	-	8.311 OT
4765	350	50x72x105	-	-	-	8.353 RP
0665	400	72x72x85	2.401 BB	3.401 OB	-	8.401 OB
0660	400	72x61x100	2.403 70	3.403 TZ	-	8.403 TZ
0665	400	61x72x100	2.408 91	3.408 VN	-	8.406 VN
1090	400	60x60x125	2.405 71	3.405 TN	-	8.405 TN
4770	400	50x72x125	-	-	-	8.402 RP
1095	400	43x65x157	-	-	-	8.411 OT
3850	420	54x60x150	2.440 31	3.440 PN	3F440 PN	-
1105	500	60x60x150	2.500 71	3.500 TN	3F500 TN	8.500 TN
0670	500	72x72x105	2.501 BB	3.501 OB	-	8.501 OB
1110	500	72x61x125	2.503 70	3.503 TZ	-	8.503 TZ
1115	500	61x72x125	2.505 91	3.505 VN	-	8.506 VN
3885	500	43x65x195	-	-	-	8.511 J6 (°)
1120	600	60x60x175	2.601 71	3.601 TN	3F601 TN	8.601 TN
1125	600	72x61x150	2.603 70	3.603 TZ	-	8.603 TZ
1130	600	72x72x125	2.605 BB	3.605 OB	-	8.605 OB
1135	600	61x72x150	2.606 91	3.606 VN	-	8.606 VN
4820	600	50x72x185	-	-	-	8.600 6R (°)

### 85 TRATTORE serbatoio supplementare/TRACTOR supplementary tank

0630	200	61x61x65	-	-	-	8.202 TN
1075	240	60x60x74	2.240 71	3.241 TN	-	-
0635	300	60x60x95	2.303 71	3.303 TN	-	8.303 TN
0640	300	72x61x74	2.308 70	3.308 TZ	-	8.308 TZ
0645	300	61x72x74	2.309 91	3.309 VN	-	8.306 VN
0650	300	72x72x65	2.318 BB	3.318 OB	-	8.318 OB
4760	300	50x72x94	-	-	-	8.302 RP
4765	350	50x72x105	-	-	-	8.353 RP
0665	400	72x72x85	2.401 BB	3.401 OB	-	8.401 OB
0660	400	72x61x100	2.403 70	3.403 TZ	-	8.403 TZ
0665	400	61x72x100	2.408 91	3.408 VN	-	8.406 VN
0670	500	72x72x105	2.501 BB	3.501 OB	-	8.501 OB

°Serbatoio fornito con kit fissaggio 3 staffe

°Tank supplied with 3 brackets fixing kit

## CS

RIF. REF.	LT.	HxPxL cm	COD. FERRO STEEL CODE	COD. INOX ST. STEEL CODE	COD. INOX FIOR. ST. STEEL CHASED	COD. ALLUMINIO ALUMINIUM CODE
<b>45 - 55 CABINATI/CHASSIS</b>						
3920	120	31x45x100	2.122 11 268 020	3.122 NN 268 020	3F122 NN 268 020	-
3925	140	31x45x116	2.141 11 268 020	3.141 NN 268 020	3F141 NN 268 020	-
3930	160	31x45x135	2.163 11 268 020	3.163 NN 268 020	3F163 NN 268 020	-
3935	180	43x53x90	2.181 21 263 427	3.181 ON 263 427	3F181 ON 263 427	-
3940	200	43x53x100	2.201 21 263 427	3.201 ON 263 427	3F201 ON 263 427	-
3945	250	43x53x125	2.251 21 263 427	3.251 ON 263 427	3F251 ON 263 427	-
3950	300	43x53x150	2.300 21 263 427	3.300 ON 263 427	3F300 ON 263 427	-
3955	300	54x60x108	2.301 31 267 425	3.301 PN 267 425	3F301 PN 267 425	-

## LF

RIF. REF.	LT.	HxPxL cm	COD. FERRO STEEL CODE	COD. INOX ST. STEEL CODE	COD. INOX FIOR. ST. STEEL CHASED	COD. ALLUMINIO ALUMINIUM CODE
<b>45 - 55 CABINATI/CHASSIS</b>						
3960	120	31x45x100	2.122 11 153 268	3.122 NN 153 268	3F122 NN 153 268	-
3965	140	31x45x116	2.141 11 153 268	3.141 NN 153 268	3F141 NN 153 268	-
3970	160	43x53x85	2.162 21 582 271	3.162 ON 582 271	3F162 ON 582 271	8.162 ON 582 271
3975	160	31x45x135	2.163 11 153 268	3.163 NN 153 268	3F163 NN 153 268	-
3980	180	43x53x90	2.181 21 582 271	3.181 ON 582 271	3F181 ON 582 271	8.181 ON 582 271
3985	200	43x53x100	2.201 21 582 271	3.201 ON 582 271	3F201 ON 582 271	8.201 ON 582 271
3990	250	43x53x125	2.251 21 582 271	3.251 ON 582 271	3F251 ON 582 271	8.251 ON 582 271
3995	300	43x53x150	2.300 21 582 271	3.300 ON 582 271	3F300 ON 582 271	8.300 ON 582 271
4000	300	43x65x118	-	-	-	8.311 OT 582 271
4005	400	43x65x157	-	-	-	8.411 OT 582 271
4010	500	43x65x195	-	-	-	8.511 J6 582 271 (°)

## LF 2008

RIF. REF.	LT.	HxPxL cm	COD. FERRO STEEL CODE	COD. INOX ST. STEEL CODE	COD. INOX FIOR. ST. STEEL CHASED	COD. ALLUMINIO ALUMINIUM CODE
<b>45 - 55 CABINATI/CHASSIS</b>						
4020	120	31x45x100	2.122 11 120 139	3.122 NN 120 139	3F122 NN 120 139	-
4025	140	31x45x116	2.141 11 120 139	3.141 NN 120 139	3F141 NN 120 139	-
4030	160	43x53x85	2.162 21 119 140	3.162 ON 119 140	3F162 ON 119 140	8.162 ON 119 140
4035	160	31x45x135	2.163 11 120 139	3.163 NN 120 139	3F163 NN 120 139	-
4040	180	43x53x90	2.181 21 119 140	3.181 ON 119 140	3F181 ON 119 140	8.181 ON 119 140
4045	200	43x53x100	2.201 21 119 140	3.201 ON 119 140	3F201 ON 119 140	8.201 ON 119 140
4050	250	43x53x125	2.251 21 119 140	3.251 ON 119 140	3F251 ON 119 140	8.251 ON 119 140
4055	300	43x53x150	2.300 21 119 140	3.300 ON 119 140	3F300 ON 119 140	8.300 ON 119 140
4060	300	43x65x118	-	-	-	8.311 OT 119 140
4065	400	43x65x157	-	-	-	8.411 OT 119 140
4070	500	43x65x195	-	-	-	8.511 J6 119 140 (°)

°Serbatoio fornito con kit fissaggio 3 staffe

°Tank supplied with 3 brackets fixing kit

## NS

RIF. REF.	LT.	HxPxL cm	COD. FERRO STEEL CODE	COD. INOX ST. STEEL CODE	COD. INOX FIOR. ST. STEEL CHASED	COD. ALLUMINIO ALUMINIUM CODE
<b>65 CABINATO/CHASSIS</b>						
3920	120	31x45x100	2.122 11 268 020	3.122 NN 268 020	3F122 NN 268 020	-
3925	140	31x45x116	2.141 11 268 020	3.141 NN 268 020	3F141 NN 268 020	-
3930	160	31x45x135	2.163 11 268 020	3.163 NN 268 020	3F163 NN 268 020	-
3935	180	43x53x90	2.181 21 263 427	3.181 ON 263 427	3F181 ON 263 427	-
3940	200	43x53x100	2.201 21 263 427	3.201 ON 263 427	3F201 ON 263 427	-
3945	250	43x53x125	2.251 21 263 427	3.251 ON 263 427	3F251 ON 263 427	-
3950	300	43x53x150	2.300 21 263 427	3.300 ON 263 427	3F300 ON 263 427	-
3955	300	54x60x108	2.301 31 267 425	3.301 PN 267 425	3F301 PN 267 425	-

## RS

RIF. REF.	LT.	HxPxL cm	COD. FERRO STEEL CODE	COD. INOX ST. STEEL CODE	COD. INOX FIOR. ST. STEEL CHASED	COD. ALLUMINIO ALUMINIUM CODE
<b>75 CABINATO/CHASSIS</b>						
3630	300	60x60x95	2.303 EB 586 609	3.303 RB 586 609	-	8.303 RB 586 609
3635	300	61x72x74	2.309 89 586 609	3.309 UV 586 609	-	8.306 UV 586 609
3645	350	54x60x125	2.351 31 584 606	3.351 PN 584 606	3F351 PN 584 606	-
3650	400	60x60x125	2.405 EB 586 609	3.405 RB 586 609	-	8.405 RB 586 609
3655	400	61x72x100	2.408 89 586 609	3.408 UV 586 609	-	8.406 UV 586 609
3665	420	54x60x150	2.440 31 584 606	3.440 PN 584 606	3F440 PN 584 606	-
3670	500	60x60x150	2.500 EB 586 609	3.500 RB 586 609	3F500 RB 586 609	8.500 RB 586 609
3675	500	61x72x125	2.505 89 586 609	3.505 UV 586 609	-	8.506 UV 586 609
3685	600	60x60x175	2.601 EB 586 609	3.601 RB 586 609	3F601 RB 586 609	8.601 RB 586 609
3690	600	61x72x150	2.606 89 586 609	3.606 UV 586 609	-	8.606 UV 586 609

## WS

RIF. REF.	LT.	HxPxL cm	COD. FERRO STEEL CODE	COD. INOX ST. STEEL CODE	COD. INOX FIOR. ST. STEEL CHASED	COD. ALLUMINIO ALUMINIUM CODE
<b>85 - 95 CABINATI e TRATTORI/CHASSIS and TRACTORS</b>						
3630	300	60x60x95	2.303 EB 586 609	3.303 RB 586 609	-	8.303 RB 586 609
3635	300	61x72x74	2.309 89 586 609	3.309 UV 586 609	-	8.306 UV 586 609
3645	350	54x60x125	2.351 31 584 606	3.351 PN 584 606	3F351 PN 584 606	-
3695	400	72x61x100	2.403 77 588 608	3.403 TT 588 608	-	8.403 TT 588 608
3650	400	60x60x125	2.405 EB 586 609	3.405 RB 586 609	-	8.405 RB 586 609
3655	400	61x72x100	2.408 89 586 609	3.408 UV 586 609	-	8.406 UV 586 609
3665	420	54x60x150	2.440 31 584 606	3.440 PN 584 606	3F440 PN 584 606	-
3670	500	60x60x150	2.500 EB 586 609	3.500 RB 586 609	3F500 RB 586 609	8.500 RB 586 609
3700	500	72x72x105	2.501 EC 588 608	3.501 RC 588 608	-	8.501 RC 588 608
3705	500	72x61x125	2.503 77 588 608	3.503 TT 588 608	-	8.503 TT 588 608
3675	500	61x72x125	2.505 89 586 609	3.505 UV 586 609	-	8.506 UV 586 609
3685	600	60x60x175	2.601 EB 586 609	3.601 RB 586 609	3F601 RB 586 609	8.601 RB 586 609
3710	600	72x61x150	2.603 77 588 608	3.603 TT 588 608	-	8.603 TT 588 608
3715	600	72x72x125	2.605 EC 588 608	3.605 RC 588 605	-	8.605 RC 588 608



## WS

RIF. REF.	LT.	HxPxL cm	COD. FERRO STEEL CODE	COD. INOX ST. STEEL CODE	COD. INOX FIOR. ST. STEEL CHASED	COD. ALLUMINIO ALUMINIUM CODE
<b>85 - 95 CABINATI e TRATTORI/CHASSIS and TRACTORS</b>						
3690	600	61x72x150	2.606 89 586 609	3.606 UV 586 609	-	8.606 UV 586 609
3720	700	72x61x175	2.703 YO 588 608	-	-	8.703 JO 588 608
3725	700	72x72x146	2.705 YQ 588 608	3.705 JQ 588 608	-	8.705 JQ 588 608
3730	700	61x72x175	2.706 YP 586 609	-	-	8.706 JP 586 609
3735	770	72x72x162	2.765 YQ 588 608	-	-	8.765 JQ 588 608
3740	800	72x61x196	2.803 YO 588 608	-	-	8.803 JO 588 608
3745	800	72x72x170	2.805 YQ 588 608	3.805 JQ 588 608	-	8.805 JQ 588 608
3750	800	61x72x196	2.806 YP 586 609	-	-	8.806 JP 586 609
3755	930	72x72x196	2.905 YQ 588 608	3.905 JQ 588 608	-	8.905 JQ 588 608

## XF

RIF. REF.	LT.	HxPxL cm	COD. FERRO STEEL CODE	COD. INOX ST. STEEL CODE	COD. INOX FIOR. ST. STEEL CHASED	COD. ALLUMINIO ALUMINIUM CODE
<b>95 - 105 CABINATI e TRATTORI serbatoio principale/CHASSIS and TRACTORS main tank</b>						
3630	300	60x60x95	2.303 EB 586 609	3.303 RB 586 609	-	8.303 RB 586 609
3635	300	61x72x74	2.309 89 586 609	3.309 UV 586 609	-	8.306 UV 586 609
3640	300	43x65x118	-	-	-	8.311 OT 582 613
3645	350	54x60x125	2.351 31 584 606	3.351 PN 584 606	3F351 PN 584 606	-
3695	400	72x61x100	2.403 77 588 608	3.403 TT 588 608	-	8.403 TT 588 608
3650	400	60x60x125	2.405 EB 586 609	3.405 RB 586 609	-	8.405 RB 586 609
3655	400	61x72x100	2.408 89 586 609	3.408 UV 586 609	-	8.406 UV 586 609
3660	400	43x65x157	-	-	-	8.411 OT 582 613
3665	420	54x60x150	2.440 31 584 606	3.440 PN 584 606	3F440 PN 584 606	-
3670	500	60x60x150	2.500 EB 586 609	3.500 RB 586 609	3F500 RB 586 609	8.500 RB 586 609
3700	500	72x72x105	2.501 EC 588 608	3.501 RC 588 608	-	8.501 RC 588 608
3705	500	72x61x125	2.503 77 588 608	3.503 TT 588 608	-	8.503 TT 588 608
3675	500	61x72x125	2.505 89 586 609	3.505 UV 586 609	-	8.506 UV 586 609
3680	500	43x65x195	-	-	-	8.511 J6 582 613 (°)
3685	600	60x60x175	2.601 EB 586 609	3.601 RB 586 609	3F601 RB 586 609	8.601 RB 586 609
3710	600	72x61x150	2.603 77 588 608	3.603 TT 588 608	-	8.603 TT 588 608
3715	600	72x72x125	2.605 EC 588 608	3.605 RC 588 608	-	8.605 RC 588 608
3690	600	61x72x150	2.606 89 586 609	3.606 UV 586 609	-	8.606 UV 586 609
3720	700	72x61x175	2.703 YO 588 608	-	-	8.703 JO 588 608
3725	700	72x72x146	2.705 YQ 588 608	3.705 JQ 588 608	-	8.705 JQ 588 608
3730	700	61x72x175	2.706 YP 586 609	-	-	8.706 JP 586 609
3735	770	72x72x162	2.765 YQ 588 608	-	-	8.765 JQ 588 608
3740	800	72x61x196	2.803 YO 588 608	-	-	8.803 JO 588 608
3745	800	72x72x170	2.805 YQ 588 608	3.805 JQ 588 608	-	8.805 JQ 588 608
3750	800	61x72x196	2.806 YP 586 609	-	-	8.806 JP 586 609
3755	930	72x72x196	2.905 YQ 588 608	3.905 JQ 588 608	-	8.905 JQ 588 608
4015	1000	72x72x208	2.995 YQ 588 608	-	-	8.995 JQ 588 608

°Serbatoio fornito con kit fissaggio 3 staffe

°Tank supplied with 3 brackets fixing kit

## XF

RIF. REF.	LT.	HxPxL cm	COD. FERRO STEEL CODE	COD. INOX ST. STEEL CODE	COD. INOX FIOR. ST. STEEL CHASED	COD. ALLUMINIO ALUMINIUM CODE
-----------	-----	----------	-----------------------	--------------------------	----------------------------------	-------------------------------

### 95 - 105 TRATTORI serbatoio supplementare/TRACTORS supplementary tank

0630	200	61x61x65	-	-	-	8.202 TN
1075	240	60x60x74	2.240 71	3.241 TN	-	-
0635	300	60x60x95	2.303 71	3.303 TN	-	8.303 TN
0640	300	72x61x74	2.308 70	3.308 TZ	-	8.308 TZ
0645	300	61x72x74	2.309 91	3.309 VN	-	8.306 VN
0650	300	72x72x65	2.318 BB	3.318 OB	-	8.318 OB
0655	400	72x72x85	2.401 BB	3.401 OB	-	8.401 OB
0660	400	72x61x100	2.403 70	3.403 TZ	-	8.403 TZ
0665	400	61x72x100	2.408 91	3.408 VN	-	8.406 VN
0670	500	72x72x105	2.501 BB	3.501 OB	-	8.501 OB

## XF 2008

RIF. REF.	LT.	HxPxL cm	COD. FERRO STEEL CODE	COD. INOX ST. STEEL CODE	COD. INOX FIOR. ST. STEEL CHASED	COD. ALLUMINIO ALUMINIUM CODE
-----------	-----	----------	-----------------------	--------------------------	----------------------------------	-------------------------------

### 105 CABINATI e TRATTORI serbatoio principale/CHASSIS and TRACTORS main tank

3760	300	61x72x74	2.309 89 W52	3.309 UV W52	-	8.306 UV W52
3765	300	60x60x95	2.322 EB W52	3.322 RB W52	-	8.322 RB W52
3770	300	50x72x94	-	-	-	8.302 RP W46
3775	300	43x65x118	-	-	-	8.311 OT W53
3780	350	50x72x105	-	-	-	8.353 RP W46
3785	400	60x60x125	2.400 EB W52	3.400 RB W52	-	8.400 RB W52
3860	400	72x61x100	2.403 77 W51	3.403 TT W51	-	8.403 TT W51
3790	400	61x72x100	2.408 89 W52	3.408 UV W52	-	8.406 UV W52
3795	400	50x72x125	-	-	-	8.402 RP W46
3800	400	43x65x157	-	-	-	8.411 OT W53
3805	500	60x60x150	2.500 EB W52	3.500 RB W52	3F500 RB W52	8.500 RB W52
3865	500	72x72x105	2.501 EC W51	3.501 RC W51	-	8.501 RC W51
3870	500	72x61x125	2.503 77 W51	3.503 TT W51	-	8.503 TT W51
3810	500	61x72x125	2.505 89 W52	3.505 UV W52	-	8.506 UV W52
3815	500	43x65x195	-	-	-	8.511 J6 W53 (°)
3830	600	50x72x185	-	-	-	8.600 6R W46 (°)
3820	600	60x60x175	2.601 EB W52	3.601 RB W52	3F601 RB W52	8.601 RB W52
3875	600	72x61x150	2.603 77 W51	3.603 TT W51	-	8.603 TT W51
3880	600	72x72x125	2.605 EC W51	3.605 RC W51	-	8.605 RC W51
3825	600	61x72x150	2.606 89 W52	3.606 UV W52	-	8.606 UV W52
3885	700	72x61x175	2.703 YO W51	-	-	8.703 JO W51
3890	700	72x72x146	2.705 YQ W51	3.705 JQ W51	-	8.705 JQ W51
3835	700	61x72x175	2.706 YP W52	-	-	8.706 JP W52
3840	750	50x72x225	-	-	-	8.751 6Q W46 (#)
3895	770	72x72x162	2.765 YQ W51	-	-	8.765 JQ W51
3900	800	72x61x196	2.803 YO W51	-	-	8.803 JO W51
3905	800	72x72x170	2.805 YQ W51	3.805 JQ W51	-	8.805 JQ W51

°Serbatoio fornito con kit fissaggio 3 staffe

°Tank supplied with 3 brackets fixing kit

#Serbatoio fornito con kit fissaggio 4 staffe

#Tank supplied with 4 brackets fixing kit

In rosso: versione con gruppo unico pescante-livello tipo originale/Red: proposal with original type sender unit

Nelle ordinazioni citare sempre il numero di codice/For all orders always use our code numbers

## XF 2008

RIF. REF.	LT.	HxPxL cm	COD. FERRO STEEL CODE	COD. INOX ST. STEEL CODE	COD. INOX FIOR. ST. STEEL CHASED	COD. ALLUMINIO ALUMINIUM CODE
-----------	-----	----------	-----------------------	--------------------------	----------------------------------	-------------------------------

### 105 CABINATI e TRATTORI serbatoio principale/CHASSIS and TRACTORS main tank

3845	800	61x72x196	2.806 YP W52	-	-	8.806 JP W52
3910	930	72x72x196	2.905 YQ W51	3.905 JQ W51	-	8.905 JQ W51
3915	1000	72x72x208	2.995 YQ W51	-	-	8.995 JQ W51

### 105 CABINATO serbatoio supplementare/CHASSIS supplementary tank

0630	200	61x61x65	-	-	-	8.202 TN
1075	240	60x60x74	2.240 71	3.241 TN	-	-
0635	300	60x60x95	2.303 71	3.303 TN	-	8.303 TN
0640	300	72x61x74	2.308 70	3.308 TZ	-	8.308 TZ
0645	300	61x72x74	2.309 91	3.309 VN	-	8.306 VN
0650	300	72x72x65	2.318 BB	3.318 OB	-	8.318 OB
4760	300	50x72x94	-	-	-	8.302 RP
1080	300	43x65x118	-	-	-	8.311 OT
4765	350	50x72x105	-	-	-	8.353 RP
0665	400	72x72x85	2.401 BB	3.401 OB	-	8.401 OB
0660	400	72x61x100	2.403 70	3.403 TZ	-	8.403 TZ
0665	400	61x72x100	2.408 91	3.408 VN	-	8.406 VN
1090	400	60x60x125	2.405 71	3.405 TN	-	8.405 TN
4770	400	50x72x125	-	-	-	8.402 RP
1095	400	43x65x157	-	-	-	8.411 OT
3850	420	54x60x150	2.440 31	3.440 PN	3F440 PN	-
1105	500	60x60x150	2.500 71	3.500 TN	3F500 TN	8.500 TN
0670	500	72x72x105	2.501 BB	3.501 OB	-	8.501 OB
1110	500	72x61x125	2.503 70	3.503 TZ	-	8.503 TZ
1115	500	61x72x125	2.505 91	3.505 VN	-	8.506 VN
3855	500	43x65x195	-	-	-	8.511 J6 (°)
1120	600	60x60x175	2.601 71	3.601 TN	3F601 TN	8.601 TN
1125	600	72x61x150	2.603 70	3.603 TZ	-	8.603 TZ
1130	600	72x72x125	2.605 BB	3.605 OB	-	8.605 OB
1135	600	61x72x150	2.606 91	3.606 VN	-	8.606 VN
4820	600	50x72x185	-	-	-	8.600 6R (°)

### 105 TRATTORE serbatoio supplementare/TRACTOR supplementary tank

0630	200	61x61x65	-	-	-	8.202 TN
1075	240	60x60x74	2.240 71	3.241 TN	-	-
0635	300	60x60x95	2.303 71	3.303 TN	-	8.303 TN
0640	300	72x61x74	2.308 70	3.308 TZ	-	8.308 TZ
0645	300	61x72x74	2.309 91	3.309 VN	-	8.306 VN
0650	300	72x72x65	2.318 BB	3.318 OB	-	8.318 OB
4760	300	50x72x94	-	-	-	8.302 RP
4765	350	50x72x105	-	-	-	8.353 RP
0665	400	72x72x85	2.401 BB	3.401 OB	-	8.401 OB
0660	400	72x61x100	2.403 70	3.403 TZ	-	8.403 TZ
0665	400	61x72x100	2.408 91	3.408 VN	-	8.406 VN
0670	500	72x72x105	2.501 BB	3.501 OB	-	8.501 OB

°Serbatoio fornito con kit fissaggio 3 staffe

°Tank supplied with 3 brackets fixing kit



**L 2000**  
pag. 87



**M 2000**  
pag. 87



**F 2000**  
pag. 88



**SERIE F**  
pag. 89



**TG-A**  
pag. 91



**TG-L**  
pag. 93



**TG-M**  
pag. 93



**TG-S**  
EURO 4 pag. 94  
EURO 5 pag. 96

**MAN**



**TG-X**  
EURO 4 pag. 94  
EURO 5 pag. 96

## L 2000

RIF. REF.	LT.	HxPxL cm	COD. FERRO STEEL CODE	COD. INOX ST. STEEL CODE	COD. INOX FIOR. ST. STEEL CHASD	COD. ALLUMINIO ALUMINIUM CODE
-----------	-----	----------	-----------------------	--------------------------	---------------------------------	-------------------------------

### 6.103 - 6.113 - 8.113 - 8.145 - 8.153 - 8.163 - 8.185 - 8.224 - 9.153 - 10.185 - 10.163 CABINATI/CHASSIS

4300	200	43x53x100	2.201 21 270 587	3.201 ON 270 587	3F201 ON 270 587	8.201 ON 270 587
4305	250	43x53x125	2.251 21 270 587	3.251 ON 270 587	3F251 ON 270 587	8.251 ON 270 587
4310	300	43x53x150	2.300 21 270 587	3.300 ON 270 587	3F300 ON 270 587	8.300 ON 270 587
4315	300	54x60x108	2.301 31 606 588	3.301 PN 606 588	3F301 PN 606 588	-
4320	300	43x65x118	-	-	-	8.311 OT 270 587

### 10.224 CABINATO/CHASSIS

4300	200	43x53x100	2.201 21 270 587	3.201 ON 270 587	3F201 ON 270 587	8.201 ON 270 587
4305	250	43x53x125	2.251 21 270 587	3.251 ON 270 587	3F251 ON 270 587	8.251 ON 270 587
4310	300	43x53x150	2.300 21 270 587	3.300 ON 270 587	3F300 ON 270 587	8.300 ON 270 587
4315	300	54x60x108	2.301 31 606 588	3.301 PN 606 588	3F301 PN 606 588	-
4320	300	43x65x118	-	-	-	8.311 OT 270 587
4325	350	54x60x125	2.351 31 606 588	3.351 PN 606 588	3F351 PN 606 588	-

## M 2000

RIF. REF.	LT.	HxPxL cm	COD. FERRO STEEL CODE	COD. INOX ST. STEEL CODE	COD. INOX FIOR. ST. STEEL CHASD	COD. ALLUMINIO ALUMINIUM CODE
-----------	-----	----------	-----------------------	--------------------------	---------------------------------	-------------------------------

### 11.163 - 11.224 - 12.185 - 12.225 - 13.255 - 14.255 - 15.255 CABINATI/CHASSIS

4305	250	43x53x125	2.251 21 270 587	3.251 ON 270 587	3F251 ON 270 587	8.251 ON 270 587
4310	300	43x53x150	2.300 21 270 587	3.300 ON 270 587	3F300 ON 270 587	8.300 ON 270 587
4315	300	54x60x108	2.301 31 606 588	3.301 PN 606 588	3F301 PN 606 588	-
4320	300	43x65x118	-	-	-	8.311 OT 270 587
4325	350	54x60x125	2.351 31 606 588	3.351 PN 606 588	3F351 PN 606 588	-
4330	400	43x65x157	-	-	-	8.411 OT 270 587
4335	420	54x60x150	2.440 31 606 588	3.440 PN 606 588	3F440 PN 606 588	-
4340	500	43x65x195	-	-	-	8.511 J6 270 587 (°)

### 13.224 - 13.264 - 13.284 - 14.224 - 15.224 - 15.264 CABINATI/CHASSIS

4305	250	43x53x125	2.251 21 270 587	3.251 ON 270 587	3F251 ON 270 587	8.251 ON 270 587
4310	300	43x53x150	2.300 21 270 587	3.300 ON 270 587	3F300 ON 270 587	8.300 ON 270 587
4315	300	54x60x108	2.301 31 606 588	3.301 PN 606 588	3F301 PN 606 588	-
4320	300	43x65x118	-	-	-	8.311 OT 270 587
4325	350	54x60x125	2.351 31 606 588	3.351 PN 606 588	3F351 PN 606 588	-
4330	400	43x65x157	-	-	-	8.411 OT 270 587
4345	400	60x60x125	2.405 71 605 589	3.405 TN 605 589	-	8.405 TN 605 589
4335	420	54x60x150	2.440 31 606 588	3.440 PN 606 588	3F440 PN 606 588	-
4340	500	43x65x195	-	-	-	8.511 J6 270 587 (°)
4350	500	60x60x150	2.500 71 605 589	3.500 TN 605 589	3F500 TN 605 589	8.500 TN 605 589

### 14.284 - 15.284 - 18.255 - 18.264 - 18.284 - 20.224 - 20.284 - 23.314 - 25.264 - 25.284 CABINATI/CHASSIS

4325	350	54x60x125	2.351 31 606 588	3.351 PN 606 588	3F351 PN 606 588	-
4330	400	43x65x157	-	-	-	8.411 OT 270 587
4345	400	60x60x125	2.405 71 605 589	3.405 TN 605 589	-	8.405 TN 605 589

°Serbatoio fornito con kit fissaggio 3 staffe

°Tank supplied with 3 brackets fixing kit



## M 2000

RIF. REF.	LT.	HxPxL cm	COD. FERRO STEEL CODE	COD. INOX ST. STEEL CODE	COD. INOX FIOR. ST. STEEL CHASED	COD. ALLUMINIO ALUMINIUM CODE
<b>14.284 - 15.284 - 18.255 - 18.264 - 18.284 - 20.224 - 20.284 - 23.314 - 25.264 - 25.284 CABINATI/CHASSIS</b>						
4335	420	54x60x150	2.440 31 606 588	3.440 PN 606 588	3F440 PN 606 588	-
4340	500	43x65x195	-	-	-	8.511 J6 270 587 (°)
4350	500	60x60x150	2.500 71 605 589	3.500 TN 605 589	3F500 TN 605 589	8.500 TN 605 589

## F 2000

RIF. REF.	LT.	HxPxL cm	COD. FERRO STEEL CODE	COD. INOX ST. STEEL CODE	COD. INOX FIOR. ST. STEEL CHASED	COD. ALLUMINIO ALUMINIUM CODE
<b>19.293 - 19.314 - 19.343 CABINATI/CHASSIS</b>						
4325	350	54x60x125	2.351 31 606 588	3.351 PN 606 588	3F351 PN 606 588	-
4330	400	43x65x157	-	-	-	8.411 OT 270 587
4345	400	60x60x125	2.405 71 605 589	3.405 TN 605 589	-	8.405 TN 605 589
4335	420	54x60x150	2.440 31 606 588	3.440 PN 606 588	3F440 PN 606 588	-
4340	500	43x65x195	-	-	-	8.511 J6 270 587 (°)
4350	500	60x60x150	2.500 71 605 589	3.500 TN 605 589	3F500 TN 605 589	8.500 TN 605 589

### 19.364 - 19.403 - 19.414 - 19.463 - 19.464

#### TRATTORI e CABINATI serbatoio principale/TRACTORS and CHASSIS main tank

4355	600	72x61x150	2.603 FP 607 594	3.603 GP 607 594	-	8.603 GP 607 594
4360	600	72x72x125	2.605 FS 607 594	3.605 GS 607 594	-	8.605 GS 607 594
4365	600	61x72x150	2.606 FO 608 589	3.606 GO 608 589	-	8.606 GO 608 589
4370	700	72x61x175	2.703 YL 607 594	-	-	8.703 JL 607 594
4375	700	72x72x146	2.705 YI 607 594	3.705 JI 607 594	-	8.705 JI 607 594
4380	700	61x72x175	2.706 YM 608 589	-	-	8.706 JM 608 589
4385	800	72x61x196	2.803 YL 607 594	-	-	8.803 JL 607 594
4390	800	72x72x170	2.805 YI 607 594	3.805 JI 607 594	-	8.805 JI 607 594
4395	800	61x72x196	2.806 YM 608 589	-	-	8.806 JM 608 589
4400	930	72x72x196	2.905 YI 607 594	3.905 JI 607 594	-	8.905 JI 607 594

### 19.603 - 19.604 TRATTORI serbatoio principale/TRACTORS main tank

4355	600	72x61x150	2.603 FP 607 594	3.603 GP 607 594	-	8.603 GP 607 594
4360	600	72x72x125	2.605 FS 607 594	3.605 GS 607 594	-	8.605 GS 607 594
4365	600	61x72x150	2.606 FO 608 589	3.606 GO 608 589	-	8.606 GO 608 589
4370	700	72x61x175	2.703 YL 607 594	-	-	8.703 JL 607 594
4375	700	72x72x146	2.705 YI 607 594	3.705 JI 607 594	-	8.705 JI 607 594
4380	700	61x72x175	2.706 YM 608 589	-	-	8.706 JM 608 589
4385	800	72x61x196	2.803 YL 607 594	-	-	8.803 JL 607 594
4390	800	72x72x170	2.805 YI 607 594	3.805 JI 607 594	-	8.805 JI 607 594
4395	800	61x72x196	2.806 YM 608 589	-	-	8.806 JM 608 589
4400	930	72x72x196	2.905 YI 607 594	3.905 JI 607 594	-	8.905 JI 607 594

### 19.364 - 19.403 - 19.414 - 19.463 - 19.464 - 19.603 - 19.604

#### TRATTORI serbatoio supplementare/TRACTORS supplementary tank

4405	200	61x72x52	2.204 FV 608 589	-	-	8.204 GV 608 589
4410	300	72x61x74	2.308 FU 607 594	3.308 GU 607 594	-	8.308 GU 607 594
4415	300	61x72x74	2.309 FV 608 589	3.309 GV 608 589	-	8.306 GV 608 589

°Serbatoio fornito con kit fissaggio 3 staffe

°Tank supplied with 3 brackets fixing kit

## F 2000

RIF. REF.	LT.	HxPxL cm	COD. FERRO STEEL CODE	COD. INOX ST. STEEL CODE	COD. INOX FIOR. ST. STEEL CHASED	COD. ALLUMINIO ALUMINIUM CODE
-----------	-----	----------	-----------------------	--------------------------	----------------------------------	-------------------------------

**19.364 - 19.403 - 19.414 - 19.463 - 19.464 - 19.603 - 19.604**  
**TRATTORI serbatoio supplementare/TRACTORS supplementary tank**

4420	400	72x72x85	2.401 FT 607 594	3.401 GT 607 594	-	8.401 GT 607 594
4425	400	72x61x100	2.403 FU 607 594	3.403 GU 607 594	-	8.403 GU 607 594
4430	400	61x72x100	2.408 FV 608 589	3.408 GV 608 589	-	8.406 GV 608 589
4435	500	72x72x105	2.501 FT 607 594	3.501 GT 607 594	-	8.501 GT 607 594
4440	500	72x61x125	2.503 FU 607 594	3.503 GU 607 594	-	8.503 GU 607 594
4445	500	61x72x125	2.505 FV 608 589	3.505 GV 608 589	-	8.506 GV 608 589
4450	600	72x72x125	2.605 FT 607 594	3.605 GT 607 594	-	8.605 GT 607 594

**26.314 - 26.364 - 26.403 - 26.414 - 26.463 - 26.464 CABINATI/CHASSIS**

4355	600	72x61x150	2.603 FP 607 594	3.603 GP 607 594	-	8.603 GP 607 594
4360	600	72x72x125	2.605 FS 607 594	3.605 GS 607 594	-	8.605 GS 607 594
4365	600	61x72x150	2.606 FO 608 589	3.606 GO 608 589	-	8.606 GO 608 589
4370	700	72x61x175	2.703 YL 607 594	-	-	8.703 JL 607 594
4375	700	72x72x146	2.705 YI 607 594	3.705 JI 607 594	-	8.705 JI 607 594
4380	700	61x72x175	2.706 YM 608 589	-	-	8.706 JM 608 589
4385	800	72x61x196	2.803 YL 607 594	-	-	8.803 JL 607 594
4390	800	72x72x170	2.805 YI 607 594	3.805 JI 607 594	-	8.805 JI 607 594
4395	800	61x72x196	2.806 YM 608 589	-	-	8.806 JM 608 589
4400	930	72x72x196	2.905 YI 607 594	3.905 JI 607 594	-	8.905 JI 607 594

## SERIE F

RIF. REF.	LT.	HxPxL cm	COD. FERRO STEEL CODE	COD. INOX ST. STEEL CODE	COD. INOX FIOR. ST. STEEL CHASED	COD. ALLUMINIO ALUMINIUM CODE
-----------	-----	----------	-----------------------	--------------------------	----------------------------------	-------------------------------

**6.100 - 8.150 - 9.150 CABINATI/CHASSIS**

4300	200	43x53x100	2.201 21 270 587	3.201 ON 270 587	3F201 ON 270 587	8.201 ON 270 587
4305	250	43x53x125	2.251 21 270 587	3.251 ON 270 587	3F251 ON 270 587	8.251 ON 270 587
4310	300	43x53x150	2.300 21 270 587	3.300 ON 270 587	3F300 ON 270 587	8.300 ON 270 587
4315	300	54x60x108	2.301 31 606 588	3.301 PN 606 588	3F301 PN 606 588	-
4320	300	43x65x118	-	-	-	8.311 OT 270 587

**10.150 - 10.153 - 12.192 - 12.232 CABINATI/CHASSIS**

4300	200	43x53x100	2.201 21 270 587	3.201 ON 270 587	3F201 ON 270 587	8.201 ON 270 587
4305	250	43x53x125	2.251 21 270 587	3.251 ON 270 587	3F251 ON 270 587	8.251 ON 270 587
4310	300	43x53x150	2.300 21 270 587	3.300 ON 270 587	3F300 ON 270 587	8.300 ON 270 587
4315	300	54x60x108	2.301 31 606 588	3.301 PN 606 588	3F301 PN 606 588	-
4320	300	43x65x118	-	-	-	8.311 OT 270 587
4325	350	54x60x125	2.351 31 606 588	3.351 PN 606 588	3F351 PN 606 588	-

**14.232 - 17.232 CABINATI/CHASSIS**

4305	250	43x53x125	2.251 21 270 587	3.251 ON 270 587	3F251 ON 270 587	8.251 ON 270 587
4310	300	43x53x150	2.300 21 270 587	3.300 ON 270 587	3F300 ON 270 587	8.300 ON 270 587
4315	300	54x60x108	2.301 31 606 588	3.301 PN 606 588	3F301 PN 606 588	-
4320	300	43x65x118	-	-	-	8.311 OT 270 587
4325	350	54x60x125	2.351 31 606 588	3.351 PN 606 588	3F351 PN 606 588	-

## SERIE F

RIF. REF.	LT.	HxPxL cm	COD. FERRO STEEL CODE	COD. INOX ST. STEEL CODE	COD. INOX FIOR. ST. STEEL CHASED	COD. ALLUMINIO ALUMINIUM CODE
-----------	-----	----------	-----------------------	--------------------------	----------------------------------	-------------------------------

### 14.232 - 17.232 CABINATI/CHASSIS

4330	400	43x65x157	-	-	-	8.411 OT 270 587
4335	420	54x60x150	2.440 31 606 588	3.440 PN 606 588	3F440 PN 606 588	-
4340	500	43x65x195	-	-	-	8.511 J6 270 587 (°)

### 18.272 CABINATO/CHASSIS

4310	300	43x53x150	2.300 21 270 587	3.300 ON 270 587	3F300 ON 270 587	8.300 ON 270 587
4315	300	54x60x108	2.301 31 606 588	3.301 PN 606 588	3F301 PN 606 588	-
4320	300	43x65x118	-	-	-	8.311 OT 270 587
4325	350	54x60x125	2.351 31 606 588	3.351 PN 606 588	3F351 PN 606 588	-
4330	400	43x65x157	-	-	-	8.411 OT 270 587
4345	400	60x60x125	2.405 71 605 589	3.405 TN 605 589	-	8.405 TN 605 589
4335	420	54x60x150	2.440 31 606 588	3.440 PN 606 588	3F440 PN 606 588	-
4340	500	43x65x195	-	-	-	8.511 J6 270 587 (°)
4350	500	60x60x150	2.500 71 605 589	3.500 TN 605 589	3F500 TN 605 589	8.500 TN 605 589

### 19.322 - 19.372 - 19.422 - 19.502 - 24.372 - 24.422 CABINATI e TRATTORI/CHASSIS and TRACTORS

4455	300	61x72x74	2.309 91 605 589	3.309 VN 605 589	-	8.306 VN 605 589
4460	400	72x61x100	2.403 70 604 594	3.403 TZ 604 594	-	8.403 TZ 604 594
4345	400	60x60x125	2.405 71 605 589	3.405 TN 605 589	-	8.405 TN 605 589
4465	400	61x72x100	2.408 91 605 589	3.408 VN 605 589	-	8.406 VN 605 589
4330	400	43x65x157	-	-	-	8.411 OT 270 587
4335	420	54x60x150	2.440 31 606 588	3.440 PN 606 588	3F440 PN 606 588	-
4470	450	72x61x110	2.450 70 604 594	3.450 TZ 604 594	-	-
4350	500	60x60x150	2.500 71 605 589	3.500 TN 605 589	3F500 TN 605 589	8.500 TN 605 589
4475	500	72x72x105	2.501 BB 604 594	3.501 OB 604 594	-	8.501 OB 604 594
4480	500	72x61x125	2.503 70 604 594	3.503 TZ 604 594	-	8.503 TZ 604 594
4485	500	61x72x125	2.505 91 605 589	3.505 VN 605 589	-	8.506 VN 605 589
4490	600	72x61x150	2.603 70 604 594	3.603 TZ 604 594	-	8.603 TZ 604 594
4495	600	72x72x125	2.605 BB 604 594	3.605 OB 604 594	-	8.605 OB 604 594
4500	600	61x72x150	2.606 91 605 589	3.606 VN 605 589	-	8.606 VN 605 589

### 25.372 - 25.422 TRATTORI/TRACTORS

4455	300	61x72x74	2.309 91 605 589	3.309 VN 605 589	-	8.306 VN 605 589
4460	400	72x61x100	2.403 70 604 594	3.403 TZ 604 594	-	8.403 TZ 604 594
4345	400	60x60x125	2.405 71 605 589	3.405 TN 605 589	-	8.405 TN 605 589
4465	400	61x72x100	2.408 91 605 589	3.408 VN 605 589	-	8.406 VN 605 589
4470	450	72x61x110	2.450 70 604 594	3.450 TZ 604 594	-	-
4350	500	60x60x150	2.500 71 605 589	3.500 TN 605 589	3F500 TN 605 589	8.500 TN 605 589
4475	500	72x72x105	2.501 BB 604 594	3.501 OB 604 594	-	8.501 OB 604 594
4480	500	72x61x125	2.503 70 604 594	3.503 TZ 604 594	-	8.503 TZ 604 594
4485	500	61x72x125	2.505 91 605 589	3.505 VN 605 589	-	8.506 VN 605 589
4490	600	72x61x150	2.603 70 604 594	3.603 TZ 604 594	-	8.603 TZ 604 594
4495	600	72x72x125	2.605 BB 604 594	3.605 OB 604 594	-	8.605 OB 604 594
4500	600	61x72x150	2.606 91 605 589	3.606 VN 605 589	-	8.606 VN 605 589

°Serbatoio fornito con kit fissaggio 3 staffe

°Tank supplied with 3 brackets fixing kit

## TG-A

RIF. REF.	LT.	HxPxL cm	COD. FERRO STEEL CODE	COD. INOX ST. STEEL CODE	COD. INOX FIOR. ST. STEEL CHASED	COD. ALLUMINIO ALUMINIUM CODE
-----------	-----	----------	--------------------------	-----------------------------	-------------------------------------	----------------------------------

### 18 TRATTORE con minigonne/TRACTOR with side skirts

4530	700	72x72x146	2.705 YJ 630 594	3.705 JJ 630 594	-	8.705 JJ 630 594
4531	700	72x72x146	<b>2.705 YJ W12</b>	<b>3.705 JJ W12</b>	-	<b>8.705 JJ W12</b>
4535	750	72x72x155	2.750 YJ 630 594	-	-	8.750 JJ 630 594
4536	750	72x72x155	<b>2.750 YJ W12</b>	-	-	<b>8.750 JJ W12</b>
4540	800	72x72x170	2.805 YJ 630 594	3.805 JJ 630 594	-	8.805 JJ 630 594
4541	800	72x72x170	<b>2.805 YJ W12</b>	<b>3.805 JJ W12</b>	-	<b>8.805 JJ W12</b>
4545	890	72x72x185	2.890 YJ 630 594	-	-	8.890 JJ 630 594
4546	890	72x72x185	<b>2.890 YJ W12</b>	-	-	<b>8.890 JJ W12</b>

### 18 TRATTORE serbatoio supplementare/TRACTOR supplementary tank

4550	200	61x72x52	2.204 ND	-	-	8.204 KD
4555	200	72x61x52	2.210 NB	3.210 KB	-	8.210 KB
4560	200	61x61x65	-	-	-	8.202 KA
4565	240	60x60x74	2.240 NA	3.240 KA	-	-
4570	300	72x61x74	2.308 NE	3.308 KE	-	8.308 KE
4575	300	61x72x74	2.309 NC	3.309 KC	-	8.306 KC
4580	300	72x72x65	2.318 NF	3.318 KF	-	8.318 KF
4585	400	72x72x85	2.401 NF	3.401 KF	-	8.401 KF

### 18 TRATTORE serbatoio principale/TRACTOR main tank

4590	300	43x65x118	-	-	-	<b>8.311 OT W28</b>
4595	400	43x65x157	-	-	-	<b>8.411 OT W28</b>
4600	600	60x60x175	2.601 VA 632 589	3.601 ZA 632 589	3F601 ZA 632 589	8.601 ZA 632 589
4601	600	60x60x175	<b>2.601 VA W11</b>	<b>3.601 ZA W11</b>	<b>3F601 ZA W11</b>	<b>8.601 ZA W11</b>
4605	600	72x61x150	2.603 VC 630 594	3.603 ZC 630 594	-	8.603 ZC 630 594
4606	600	72x61x150	<b>2.603 VC W12</b>	<b>3.603 ZC W12</b>	-	<b>8.603 ZC W12</b>
4610	600	72x72x125	2.605 VD 630 594	3.605 ZD 630 594	-	8.605 ZD 630 594
4611	600	72x72x125	<b>2.605 VD W12</b>	<b>3.605 ZD W12</b>	-	<b>8.605 ZD W12</b>
4615	600	61x72x150	2.606 VB 632 589	3.606 ZB 632 589	-	8.606 ZB 632 589
4616	600	61x72x150	<b>2.606 VB W11</b>	<b>3.606 ZB W11</b>	-	<b>8.606 ZB W11</b>
4620	700	72x61x175	2.703 X2 630 594	-	-	8.703 W2 630 594
4621	700	72x61x175	<b>2.703 X2 W12</b>	-	-	<b>8.703 W2 W12</b>
4625	700	72x72x146	2.705 Y2 630 594	3.705 J2 630 594	-	8.705 J2 630 594
4626	700	72x72x146	<b>2.705 Y2 W12</b>	<b>3.705 J2 W12</b>	-	<b>8.705 J2 W12</b>
4630	700	61x72x175	2.706 X1 632 589	-	-	8.706 W1 632 589
4631	700	61x72x175	<b>2.706 X1 W11</b>	-	-	<b>8.706 W1 W11</b>
4635	750	72x72x155	2.750 Y2 630 594	-	-	8.750 J2 630 594
4636	750	72x72x155	<b>2.750 Y2 W12</b>	-	-	<b>8.750 J2 W12</b>
4640	800	72x72x170	2.805 Y2 630 594	3.805 J2 630 594	-	8.805 J2 630 594
4641	800	72x72x170	<b>2.805 Y2 W12</b>	<b>3.805 J2 W12</b>	-	<b>8.805 J2 W12</b>
4645	890	72x72x185	2.890 X3 630 594	-	-	8.890 W3 630 594
4646	890	72x72x185	<b>2.890 X3 W12</b>	-	-	<b>8.890 W3 W12</b>
4525	990	72x72x211 c/scaletta w/stairs	-	-	-	8.990 JX 630 594 (#)
4526	990	72x72x211 c/scaletta w/stairs	-	-	-	<b>8.990 JX W12 (#)</b>

#Serbatoio fornito con kit fissaggio 4 staffe

#Tank supplied with 4 brackets fixing kit

In rosso: versione con gruppo unico pescante-livello tipo originale/Red: proposal with original type sender unit

Nelle ordinazioni citare sempre il numero di codice/For all orders always use our code numbers

## TG-A

RIF. REF.	LT.	HxPxL cm	COD. FERRO STEEL CODE	COD. INOX ST. STEEL CODE	COD. INOX FIOR. ST. STEEL CHASED	COD. ALLUMINIO ALUMINIUM CODE
-----------	-----	----------	--------------------------	-----------------------------	-------------------------------------	----------------------------------

### 18 - 26 - 28 - 35 CABINATI/CHASSIS

4590	300	43x65x118	-	-	-	8.311 OT W28
4595	400	43x65x157	-	-	-	8.411 OT W28
4505	500	43x65x195	-	-	-	8.511 J6 W28 (°)
4600	600	60x60x175	2.601 VA 632 589	3.601 ZA 632 589	3F601 ZA 632 589	8.601 ZA 632 589
4601	600	60x60x175	2.601 VA W11	3.601 ZA W11	3F601 ZA W11	8.601 ZA W11
4605	600	72x61x150	2.603 VC 630 594	3.603 ZC 630 594	-	8.603 ZC 630 594
4606	600	72x61x150	2.603 VC W12	3.603 ZC W12	-	8.603 ZC W12
4610	600	72x72x125	2.605 VD 630 594	3.605 ZD 630 594	-	8.605 ZD 630 594
4611	600	72x72x125	2.605 VD W12	3.605 ZD W12	-	8.605 ZD W12
4615	600	61x72x150	2.606 VB 632 589	3.606 ZB 632 589	-	8.606 ZB 632 589
4616	600	61x72x150	2.606 VB W11	3.606 ZB W11	-	8.606 ZB W11
4620	700	72x61x175	2.703 X2 630 594	-	-	8.703 W2 630 594
4621	700	72x61x175	2.703 X2 W12	-	-	8.703 W2 W12
4625	700	72x72x146	2.705 Y2 630 594	3.705 J2 630 594	-	8.705 J2 630 594
4626	700	72x72x146	2.705 Y2 W12	3.705 J2 W12	-	8.705 J2 W12
4630	700	61x72x175	2.706 X1 632 589	-	-	8.706 W1 632 589
4631	700	61x72x175	2.706 X1 W11	-	-	8.706 W1 W11
4635	750	72x72x155	2.750 Y2 630 594	-	-	8.750 J2 630 594
4636	750	72x72x155	2.750 Y2 W12	-	-	8.750 J2 W12
4510	800	72x61x196	2.803 X2 630 594	-	-	8.803 W2 630 594
4511	800	72x61x196	2.803 X2 W12	-	-	8.803 W2 W12
4640	800	72x72x170	2.805 Y2 630 594	3.805 J2 630 594	-	8.805 J2 630 594
4641	800	72x72x170	2.805 Y2 W12	3.805 J2 W12	-	8.805 J2 W12
4515	800	61x72x196	2.806 X1 632 589	-	-	8.806 W1 632 589
4516	800	61x72x196	2.806 X1 W12	-	-	8.806 W1 W11
4645	890	72x72x185	2.890 X3 630 594	-	-	8.890 W3 630 594
4646	890	72x72x185	2.890 X3 W12	-	-	8.890 W3 W12
4520	930	72x72x196	2.905 X3 630 594	3.905 W3 630 594	-	8.905 W3 630 594
4521	930	72x72x196	2.905 X3 W12	3.905 W3 W12	-	8.905 W3 W12

### 28 TRATTORE serbatoio principale/TRACTOR main tank

4590	300	43x65x118	-	-	-	8.311 OT W28
4595	400	43x65x157	-	-	-	8.411 OT W28
4605	600	72x61x150	2.603 VC 630 594	3.603 ZC 630 594	-	8.603 ZC 630 594
4606	600	72x61x150	2.603 VC W12	3.603 ZC W12	-	8.603 ZC W12
4610	600	72x72x125	2.605 VD 630 594	3.605 ZD 630 594	-	8.605 ZD 630 594
4611	600	72x72x125	2.605 VD W12	3.605 ZD W12	-	8.605 ZD W12
4615	600	61x72x150	2.606 VB 632 589	3.606 ZB 632 589	-	8.606 ZB 632 589
4616	600	61x72x150	2.606 VB W11	3.606 ZB W11	-	8.606 ZB W11
4625	700	72x72x146	2.705 Y2 630 594	3.705 J2 630 594	-	8.705 J2 630 594
4626	700	72x72x146	2.705 Y2 W12	3.705 J2 W12	-	8.705 J2 W12
4635	750	72x72x155	2.750 Y2 630 594	-	-	8.750 J2 630 594
4636	750	72x72x155	2.750 Y2 W12	-	-	8.750 J2 W12

°Serbatoio fornito con kit fissaggio 3 staffe

°Tank supplied with 3 brackets fixing kit

## TG-A

RIF. REF.	LT.	HxPxL cm	COD. FERRO STEEL CODE	COD. INOX ST. STEEL CODE	COD. INOX FIOR. ST. STEEL CHASED	COD. ALLUMINIO ALUMINIUM CODE
-----------	-----	----------	-----------------------	--------------------------	----------------------------------	-------------------------------

### 28 TRATTORE serbatoio principale/TRACTOR main tank

4525	990	72x72x211 c/scaletta w/stairs	-	-	-	8.990 JX 630 594 (#)
4526	990	72x72x211 c/scaletta w/stairs	-	-	-	8.990 JX W12 (#)

### 28 TRATTORE serbatoio supplementare/TRACTOR supplementary tank

4550	200	61x72x52	2.204 ND	-	-	8.204 KD
4555	200	72x61x52	2.210 NB	3.210 KB	-	8.210 KB
4560	200	61x61x65	-	-	-	8.202 KA
4580	300	72x72x65	2.318 NF	3.318 KF	-	8.318 KF

### 28 TRATTORE con minigonne/TRACTOR with side skirts

4530	700	72x72x146	2.705 YJ 630 594	3.705 JJ 630 594	-	8.705 JJ 630 594
4531	700	72x72x146	2.705 YJ W12	3.705 JJ W12	-	8.705 JJ W12
4535	750	72x72x155	2.750 YJ 630 594	-	-	8.750 JJ 630 594
4536	750	72x72x155	2.750 YJ W12	-	-	8.750 JJ W12

## TG-L

RIF. REF.	LT.	HxPxL cm	COD. FERRO STEEL CODE	COD. INOX ST. STEEL CODE	COD. INOX FIOR. ST. STEEL CHASED	COD. ALLUMINIO ALUMINIUM CODE
-----------	-----	----------	-----------------------	--------------------------	----------------------------------	-------------------------------

### 7 - 8 - 10 - 12 CABINATI/CHASSIS

4650	160	43x53x85	2.162 21 582 587	3.162 ON 582 587	3F162 ON 582 587	8.162 ON 582 587
4655	180	43x53x90	2.181 21 582 587	3.181 ON 582 587	3F181 ON 582 587	8.181 ON 582 587
4660	200	43x53x100	2.201 21 582 587	3.201 ON 582 587	3F201 ON 582 587	8.201 ON 582 587
4665	250	43x53x125	2.251 21 582 587	3.251 ON 582 587	3F251 ON 582 587	8.251 ON 582 587
4670	250	48x59x100	2.252 23 589 583	3.252 OP 589 583	3F252 OP 589 583	-
4675	260	43x65x100	-	-	-	8.261 OT 582 587
4680	300	43x53x150	2.300 21 582 587	3.300 ON 582 587	3F300 ON 582 587	8.300 ON 582 587
4685	300	54x60x108	2.301 31 584 588	3.301 PN 584 588	3F301 PN 584 588	-
4690	300	43x65x118	-	-	-	8.311 OT 582 587
4695	350	54x60x125	2.351 31 584 588	3.351 PN 584 588	3F351 PN 584 588	-
4700	400	43x65x157	-	-	-	8.411 OT 582 587
4705	420	54x60x150	2.440 31 584 588	3.440 PN 584 588	3F440 PN 584 588	-
4710	500	43x65x195	-	-	-	8.511 J6 582 587 (°)

## TG-M

RIF. REF.	LT.	HxPxL cm	COD. FERRO STEEL CODE	COD. INOX ST. STEEL CODE	COD. INOX FIOR. ST. STEEL CHASED	COD. ALLUMINIO ALUMINIUM CODE
-----------	-----	----------	-----------------------	--------------------------	----------------------------------	-------------------------------

### 12 - 15 - 18 CABINATI/CHASSIS

4660	200	43x53x100	2.201 21 582 587	3.201 ON 582 587	3F201 ON 582 587	8.201 ON 582 587
4665	250	43x53x125	2.251 21 582 587	3.251 ON 582 587	3F251 ON 582 587	8.251 ON 582 587
4670	250	48x59x100	2.252 23 589 583	3.252 OP 589 583	3F252 OP 589 583	-
4675	260	43x65x100	-	-	-	8.261 OT 582 587

°Serbatoio fornito con kit fissaggio 3 staffe

°Tank supplied with 3 brackets fixing kit

#Serbatoio fornito con kit fissaggio 4 staffe

#Tank supplied with 4 brackets fixing kit

In rosso: versione con gruppo unico pescante-livello tipo originale/Red: proposal with original type sender unit  
Nelle ordinazioni citare sempre il numero di codice/For all orders always use our code numbers



## TG-M

RIF. REF.	LT.	HxPxL cm	COD. FERRO STEEL CODE	COD. INOX ST. STEEL CODE	COD. INOX FIOR. ST. STEEL CHASED	COD. ALLUMINIO ALUMINIUM CODE
<b>12 - 15 - 18 CABINATI/CHASSIS</b>						
4680	300	43x53x150	2.300 21 582 587	3.300 ON 582 587	3F300 ON 582 587	8.300 ON 582 587
4685	300	54x60x108	2.301 31 584 588	3.301 PN 584 588	3F301 PN 584 588	-
4690	300	43x65x118	-	-	-	8.311 OT 582 587
4715	300	60x60x95	2.303 71 586 589	3.303 TN 586 589	-	8.303 TN 586 589
4716	300	60x60x95	2.322 71 W11	3.322 TN W11	-	8.322 TN W11
4695	350	54x60x125	2.351 31 584 588	3.351 PN 584 588	3F351 PN 584 588	-
4720	400	60x60x125	2.405 71 586 589	3.405 TN 586 589	-	8.405 TN 586 589
4721	400	60x60x125	2.400 71 W11	3.400 TN W11	-	8.400 TN W11
4700	400	43x65x157	-	-	-	8.411 OT 582 587
4705	420	54x60x150	2.440 31 584 588	3.440 PN 584 588	3F440 PN 584 588	-
4710	500	43x65x195	-	-	-	8.511 J6 582 587 (°)
4725	500	60x60x150	2.500 71 586 589	3.500 TN 586 589	3F500 TN 586 589	8.500 TN 586 589
4726	500	60x60x150	2.500 71 W11	3.500 TN W11	3F500 TN W11	8.500 TN W11
4730	600	60x60x175	2.601 71 586 589	3.601 TN 586 589	3F601 TN 586 589	8.601 TN 586 589
4731	600	60x60x175	2.601 71 W11	3.601 TN W11	3F601 TN W11	8.601 TN W11

°Serbatoio fornito con kit fissaggio 3 staffe

°Tank supplied with 3 brackets fixing kit

## TG-S/TG-X EURO 4

RIF. REF.	LT.	HxPxL cm	COD. FERRO STEEL CODE	COD. INOX ST. STEEL CODE	COD. INOX FIOR. ST. STEEL CHASED	COD. ALLUMINIO ALUMINIUM CODE
<b>18 TRATTORE con minigonne/TRACTOR with side skirts</b>						
4531	700	72x72x146	2.705 YJ W12	3.705 JJ W12	-	8.705 JJ W12
4536	750	72x72x155	2.750 YJ W12	-	-	8.750 JJ W12
4541	800	72x72x170	2.805 YJ W12	3.805 JJ W12	-	8.805 JJ W12
4546	890	72x72x185	2.890 YJ W12	-	-	8.890 JJ W12
<b>18 TRATTORE serbatoio supplementare/TRACTOR supplementary tank</b>						
4550	200	61x72x52	2.204 ND	-	-	8.204 KD
4555	200	72x61x52	2.210 NB	3.210 KB	-	8.210 KB
4560	200	61x61x65	-	-	-	8.202 KA
4565	240	60x60x74	2.240 NA	3.240 KA	-	-
4570	300	72x61x74	2.308 NE	3.308 KE	-	8.308 KE
4575	300	61x72x74	2.309 NC	3.309 KC	-	8.306 KC
4580	300	72x72x65	2.318 NF	3.318 KF	-	8.318 KF
4585	400	72x72x85	2.401 NF	3.401 KF	-	8.401 KF
<b>18 TRATTORE serbatoio principale/TRACTOR main tank</b>						
4745	300	50x72x94	-	-	-	8.302 RP W47
4590	300	43x65x118	-	-	-	8.311 OT W28
4750	350	50x72x105	-	-	-	8.353 RP W47
4755	400	50x72x125	-	-	-	8.402 RP W47
4595	400	43x65x157	-	-	-	8.411 OT W28
4601	600	60x60x175	2.601 VA W11	3.601 ZA W11	3F601 ZA W11	8.601 ZA W11
4606	600	72x61x150	2.603 VC W12	3.603 ZC W12	-	8.603 ZC W12
4611	600	72x72x125	2.605 VD W12	3.605 ZD W12	-	8.605 ZD W12

## TG-S/TG-X EURO 4

RIF. REF.	LT.	HxPxL cm	COD. FERRO STEEL CODE	COD. INOX ST. STEEL CODE	COD. INOX FIOR. ST. STEEL CHASED	COD. ALLUMINIO ALUMINIUM CODE
-----------	-----	----------	-----------------------	--------------------------	----------------------------------	-------------------------------

### 18 TRATTORE serbatoio principale/TRACTOR main tank

4616	600	61x72x150	2.606 VB W11	3.606 ZB W11	-	8.606 ZB W11
4621	700	72x61x175	2.703 X2 W12	-	-	8.703 W2 W12
4626	700	72x72x146	2.705 Y2 W12	3.705 J2 W12	-	8.705 J2 W12
4631	700	61x72x175	2.706 X1 W11	-	-	8.706 W1 W11
4636	750	72x72x155	2.750 Y2 W12	-	-	8.750 J2 W12
4641	800	72x72x170	2.805 Y2 W12	3.805 J2 W12	-	8.805 J2 W12
4646	890	72x72x185	2.890 X3 W12	-	-	8.890 W3 W12
4526	990	72x72x211 c/scaletta w/stairs	-	-	-	8.990 JX W12 (#)

### 18 - 24 - 26 - 28 CABINATI/CHASSIS

4745	300	50x72x94	-	-	-	8.302 RP W47
4590	300	43x65x118	-	-	-	8.311 OT W28
4750	350	50x72x105	-	-	-	8.353 RP W47
4755	400	50x72x125	-	-	-	8.402 RP W47
4595	400	43x65x157	-	-	-	8.411 OT W28
4505	500	43x65x195	-	-	-	8.511 J6 W28 (°)
4735	600	50x72x185	-	-	-	8.600 6R W47 (°)
4601	600	60x60x175	2.601 VA W11	3.601 ZA W11	3F601 ZA W11	8.601 ZA W11
4606	600	72x61x150	2.603 VC W12	3.603 ZC W12	-	8.603 ZC W12
4611	600	72x72x125	2.605 VD W12	3.605 ZD W12	-	8.605 ZD W12
4616	600	61x72x150	2.606 VB W11	3.606 ZB W11	-	8.606 ZB W11
4621	700	72x61x175	2.703 X2 W12	-	-	8.703 W2 W12
4626	700	72x72x146	2.705 Y2 W12	3.705 J2 W12	-	8.705 J2 W12
4631	700	61x72x175	2.706 X1 W11	-	-	8.706 W1 W11
4636	750	72x72x155	2.750 Y2 W12	-	-	8.750 J2 W12
4740	750	50x72x225	-	-	-	8.751 6Q W47 (#)
4511	800	72x61x196	2.803 X2 W12	-	-	8.803 W2 W12
4641	800	72x72x170	2.805 Y2 W12	3.805 J2 W12	-	8.805 J2 W12
4516	800	61x72x196	2.806 X1 W11	-	-	8.806 W1 W11
4646	890	72x72x185	2.890 X3 W12	-	-	8.890 W3 W12
4521	930	72x72x196	2.905 X3 W12	3.905 W3 W12	-	8.905 W3 W12

### 28 TRATTORE serbatoio supplementare/TRACTOR supplementary tank

4550	200	61x72x52	2.204 ND	-	-	8.204 KD
4555	200	72x61x52	2.210 NB	3.210 KB	-	8.210 KB
4560	200	61x61x65	-	-	-	8.202 KA
4580	300	72x72x65	2.318 NF	3.318 KF	-	8.318 KF

### 28 TRATTORE serbatoio principale/TRACTOR main tank

4745	300	50x72x94	-	-	-	8.302 RP W47
4590	300	43x65x118	-	-	-	8.311 OT W28
4750	350	50x72x105	-	-	-	8.353 RP W47
4755	400	50x72x125	-	-	-	8.402 RP W47
4595	400	43x65x157	-	-	-	8.411 OT W28

°Serbatoio fornito con kit fissaggio 3 staffe  
°Tank supplied with 3 brackets fixing kit

#Serbatoio fornito con kit fissaggio 4 staffe  
#Tank supplied with 4 brackets fixing kit

In rosso: versione con gruppo unico pescante-livello tipo originale/Red: proposal with original type sender unit  
Nelle ordinazioni citare sempre il numero di codice/For all orders always use our code numbers

## TG-S/TG-X EURO 4

RIF. REF.	LT.	HxPxL cm	COD. FERRO STEEL CODE	COD. INOX ST. STEEL CODE	COD. INOX FIOR. ST. STEEL CHASED	COD. ALLUMINIO ALUMINIUM CODE
<b>28 TRATTORE serbatoio principale/TRACTOR main tank</b>						
4606	600	72x61x150	2.603 VC W12	3.603 ZC W12	-	8.603 ZC W12
4611	600	72x72x125	2.605 VD W12	3.605 ZD W12	-	8.605 ZD W12
4616	600	61x72x150	2.606 VB W11	3.606 ZB W11	-	8.606 ZB W11
4626	700	72x72x146	2.705 Y2 W12	3.705 J2 W12	-	8.705 J2 W12
4636	750	72x72x155	2.750 Y2 W12	-	-	8.750 J2 W12
4526	990	72x72x211 c/scaletta w/stairs	-	-	-	8.990 JX W12 (#)

#Serbatoio fornito con kit fissaggio 4 staffe

#Tank supplied with 4 brackets fixing kit

## TG-S/TG-X EURO 5

RIF. REF.	LT.	HxPxL cm	COD. FERRO STEEL CODE	COD. INOX ST. STEEL CODE	COD. INOX FIOR. ST. STEEL CHASED	COD. ALLUMINIO ALUMINIUM CODE
<b>18 TRATTORE serbatoio supplementare/TRACTOR supplementary tank</b>						
4550	200	61x72x52	2.204 ND	-	-	8.204 KD
4555	200	72x61x52	2.210 NB	3.210 KB	-	8.210 KB
4560	200	61x61x65	-	-	-	8.202 KA
4565	240	60x60x74	2.240 NA	3.240 KA	-	-
4570	300	72x61x74	2.308 NE	3.308 KE	-	8.308 KE
4575	300	61x72x74	2.309 NC	3.309 KC	-	8.306 KC
4580	300	72x72x65	2.318 NF	3.318 KF	-	8.318 KF
4585	400	72x72x85	2.401 NF	3.401 KF	-	8.401 KF

### 18 - 26 - 28 CABINATI serbatoio supplementare/CHASSIS supplementary tank

1065	200	61x72x52	2.204 91	-	-	8.204 VN
1070	200	72x61x52	2.210 70	3.210 TZ	-	8.210 TZ
0630	200	61x61x65	-	-	-	8.202 TN
1075	240	60x60x74	2.240 71	3.240 TN	-	-
0635	300	60x60x95	2.303 71	3.303 TN	-	8.303 TN
0640	300	72x61x74	2.308 70	3.308 TZ	-	8.308 TZ
0645	300	61x72x74	2.309 91	3.309 VN	-	8.306 VN
0650	300	72x72x65	2.318 BB	3.318 OB	-	8.318 OB
1955	300	50x72x94	-	-	-	8.302 RP
1080	300	43x65x118	-	-	-	8.311 OT
1965	350	50x72x105	-	-	-	8.353 RP
0655	400	72x72x85	2.401 BB	3.401 OB	-	8.401 OB
0660	400	72x61x100	2.403 70	3.403 TZ	-	8.403 TZ
4775	400	60x60x125	2.405 VA	3.405 ZA	-	8.405 ZA
0665	400	61x72x100	2.408 91	3.408 VN	-	8.406 VN
1975	400	50x72x125	-	-	-	8.402 RP
1095	400	43x65x157	-	-	-	8.411 OT
4780	500	60x60x150	2.500 VA	3.500 ZA	3F500 ZA	8.500 ZA
4785	500	72x72x105	2.501 VD	3.501 ZD	-	8.501 ZD
4790	500	72x61x125	2.503 VC	3.503 ZC	-	8.503 ZC
4795	500	61x72x125	2.505 VB	3.505 ZB	-	8.506 ZB
4800	600	60x60x175	2.601 VA	3.601 ZA	3F601 ZA	8.601 ZA

## TG-S/TG-X EURO 5

RIF. REF.	LT.	HxPxL cm	COD. FERRO STEEL CODE	COD. INOX ST. STEEL CODE	COD. INOX FIOR. ST. STEEL CHASED	COD. ALLUMINIO ALUMINIUM CODE
-----------	-----	----------	--------------------------	-----------------------------	-------------------------------------	----------------------------------

### 18 - 26 - 28 CABINATI serbatoio supplementare/CHASSIS supplementary tank

4805	600	72x61x150	2.603 VC	3.603 ZC	-	8.603 ZC
4810	600	72x72x125	2.605 VD	3.605 ZD	-	8.605 ZD
4815	600	61x72x150	2.606 VB	3.606 ZB	-	8.606 ZB
4820	600	50x72x185	-	-	-	8.600 6R (°)

### 24 CABINATO serbatoio supplementare/CHASSIS supplementary tank

1065	200	61x72x52	2.204 91	-	-	8.204 VN
1070	200	72x61x52	2.210 70	3.210 TZ	-	8.210 TZ
0630	200	61x61x65	-	-	-	8.202 TN
1075	240	60x60x74	2.240 71	3.240 TN	-	-
0635	300	60x60x95	2.303 71	3.303 TN	-	8.303 TN
0640	300	72x61x74	2.308 70	3.308 TZ	-	8.308 TZ
0645	300	61x72x74	2.309 91	3.309 VN	-	8.306 VN
0650	300	72x72x65	2.318 BB	3.318 OB	-	8.318 OB
1955	300	50x72x94	-	-	-	8.302 RP
1080	300	43x65x118	-	-	-	8.311 OT
1965	350	50x72x105	-	-	-	8.353 RP
0655	400	72x72x85	2.401 BB	3.401 OB	-	8.401 OB
0660	400	72x61x100	2.403 70	3.403 TZ	-	8.403 TZ
0665	400	61x72x100	2.408 91	3.408 VN	-	8.406 VN
4785	500	72x72x105	2.501 VD	3.501 ZD	-	8.501 ZD

### 28 TRATTORE serbatoio supplementare/TRACTOR supplementary tank

4550	200	61x72x52	2.204 ND	-	-	8.204 KD
4555	200	72x61x52	2.210 NB	3.210 KB	-	8.210 KB
4560	200	61x61x65	-	-	-	8.202 KA
4580	300	72x72x65	2.318 NF	3.318 KF	-	8.318 KF

°Serbatoio fornito con kit fissaggio 3 staffe

°Tank supplied with 3 brackets fixing kit



**AE**  
pag. 100



**MAGNUM**  
pag. 100



**MAGNUM DXi**  
pag. 101



**MAGNUM E-TECH**  
pag. 102



**MAJOR**  
pag. 103



**MANAGER**  
pag. 104



**MASCOTT**  
pag. 105



**MASCOTT DXi**  
pag. 105



**MAXITY**  
pag. 105



**MESSENGER**  
pag. 106



**MIDLINER**  
pag. 106



**MIDLUM**  
pag. 106



**MIDLUM DXi**  
pag. 107



**PREMIUM**  
pag. 107

**RENAULT**



**PREMIUM dCi**  
pag. 109



**PREMIUM DXi**  
pag. 111



# RENAULT

## AE

RIF. REF.	LT.	HxPxL cm	COD. FERRO STEEL CODE	COD. INOX ST. STEEL CODE	COD. INOX FIOR. ST. STEEL CHASED	COD. ALLUMINIO ALUMINIUM CODE
-----------	-----	----------	--------------------------	-----------------------------	-------------------------------------	----------------------------------

### 380 - 500 TRATTORI/TRACTORS

5000	300	61x72x74	2.309 91 611 279	3.309 VN 611 279	-	8.306 VN 611 279
5005	400	72x61x100	2.403 57 610 277	3.403 RT 610 277	-	8.403 RT 610 277
5010	400	60x60x125	2.405 71 611 279	3.405 TN 611 279	-	8.405 TN 611 279
5015	400	61x72x100	2.408 91 611 279	3.408 VN 611 279	-	8.406 VN 611 279
5020	500	60x60x150	2.500 71 611 279	3.500 TN 611 279	3F500 TN 611 279	8.500 TN 611 279
5025	500	72x72x105	2.501 BB 610 277	3.501 OB 610 277	-	8.501 OB 610 277
5030	500	72x61x125	2.503 57 610 277	3.503 RT 610 277	-	8.503 RT 610 277
5035	500	61x72x125	2.505 91 611 279	3.505 VN 611 279	-	8.506 VN 611 279
5040	600	72x61x150	2.603 57 610 277	3.603 RT 610 277	-	8.603 RT 610 277
5045	600	72x72x125	2.605 BB 610 277	3.605 OB 610 277	-	8.605 OB 610 277
5050	600	61x72x150	2.606 91 611 279	3.606 VN 611 279	-	8.606 VN 611 279

### 380 - 500 CABINATI/CHASSIS

5000	300	61x72x74	2.309 91 611 279	3.309 VN 611 279	-	8.306 VN 611 279
5005	400	72x61x100	2.403 57 610 277	3.403 RT 610 277	-	8.403 RT 610 277
5010	400	60x60x125	2.405 71 611 279	3.405 TN 611 279	-	8.405 TN 611 279
5015	400	61x72x100	2.408 91 611 279	3.408 VN 611 279	-	8.406 VN 611 279
5020	500	60x60x150	2.500 71 611 279	3.500 TN 611 279	3F500 TN 611 279	8.500 TN 611 279
5025	500	72x72x105	2.501 BB 610 277	3.501 OB 610 277	-	8.501 OB 610 277
5030	500	72x61x125	2.503 57 610 277	3.503 RT 610 277	-	8.503 RT 610 277
5035	500	61x72x125	2.505 91 611 279	3.505 VN 611 279	-	8.506 VN 611 279
5055	600	60x60x175	2.601 71 611 279	3.601 TN 611 279	3F601 TN 611 279	8.601 TN 611 279
5040	600	72x61x150	2.603 57 610 277	3.603 RT 610 277	-	8.603 RT 610 277
5045	600	72x72x125	2.605 BB 610 277	3.605 OB 610 277	-	8.605 OB 610 277
5050	600	61x72x150	2.606 91 611 279	3.606 VN 611 279	-	8.606 VN 611 279

## MAGNUM

RIF. REF.	LT.	HxPxL cm	COD. FERRO STEEL CODE	COD. INOX ST. STEEL CODE	COD. INOX FIOR. ST. STEEL CHASED	COD. ALLUMINIO ALUMINIUM CODE
-----------	-----	----------	--------------------------	-----------------------------	-------------------------------------	----------------------------------

### 390 - 430 - 470 - 560 CABINATI/CHASSIS

5100	300	72x61x74	2.308 FM 626 277	3.308 GM 626 277	-	8.308 GM 626 277
5105	300	61x72x74	2.309 FL 625 279	3.309 GL 625 279	-	8.306 GL 625 279
5110	400	72x61x100	2.403 FM 626 277	3.403 GM 626 277	-	8.403 GM 626 277
5115	400	60x60x125	2.405 FN 625 279	3.405 GN 625 279	-	8.405 GN 625 279
5120	400	61x72x100	2.408 FL 625 279	3.408 GL 625 279	-	8.406 GL 625 279
5125	500	60x60x150	2.500 FN 625 279	3.500 GN 625 279	3F500 GN 625 279	8.500 GN 625 279
5060	500	72x72x105	2.501 FZ 626 277	3.501 GZ 626 277	-	8.501 GZ 626 277
5130	500	72x61x125	2.503 FM 626 277	3.503 GM 626 277	-	8.503 GM 626 277
5135	500	61x72x125	2.505 FL 625 279	3.505 GL 625 279	-	8.506 GL 625 279
5140	600	60x60x175	2.601 FN 625 279	3.601 GN 625 279	3F601 GN 625 279	8.601 GN 625 279
5145	600	72x61x150	2.603 FM 626 277	3.603 GM 626 277	-	8.603 GM 626 277
5065	600	72x72x125	2.605 FZ 626 277	3.605 GZ 626 277	-	8.605 GZ 626 277
5150	600	61x72x150	2.606 FL 625 279	3.606 GL 625 279	-	8.606 GL 625 279
5070	700	72x72x146	2.705 YH 626 277	3.705 JH 626 277	-	8.705 JH 626 277

## MAGNUM

RIF. REF.	LT.	HxPxL cm	COD. FERRO STEEL CODE	COD. INOX ST. STEEL CODE	COD. INOX FIOR. ST. STEEL CHASED	COD. ALLUMINIO ALUMINIUM CODE
-----------	-----	----------	-----------------------	--------------------------	----------------------------------	-------------------------------

### 390 - 430 - 470 - 560 CABINATI/CHASSIS

5155	700	61x72x175	2.706 YR 625 279	-	-	8.706 JR 625 279
5075	800	72x72x170	2.805 YH 626 277	3.805 JH 626 277	-	8.805 JH 626 277
5080	800	61x72x196	2.806 YR 625 279	-	-	8.806 JR 625 279
5085	930	72x72x196	2.905 YH 626 277	3.905 JH 626 277	-	8.905 JH 626 277

### 390 - 430 - 470 - 560 TRATTORI serbatoio supplementare/TRACTORS supplementary tank

5090	300	61x72x74	2.309 FL	3.309 GL	-	8.306 GL
5095	400	61x72x100	2.408 FL	3.408 GL	-	8.406 GL

### 390 - 430 - 470 - 560 TRATTORI serbatoio principale/TRACTORS main tank

5100	300	72x61x74	2.308 FM 626 277	3.308 GM 626 277	-	8.308 GM 626 277
5105	300	61x72x74	2.309 FL 625 279	3.309 GL 625 279	-	8.306 GL 625 279
5110	400	72x61x100	2.403 FM 626 277	3.403 GM 626 277	-	8.403 GM 626 277
5115	400	60x60x125	2.405 FN 625 279	3.405 GN 625 279	-	8.405 GN 625 279
5120	400	61x72x100	2.408 FL 625 279	3.408 GL 625 279	-	8.406 GL 625 279
5125	500	60x60x150	2.500 FN 625 279	3.500 GN 625 279	3F500 GN 625 279	8.500 GN 625 279
5130	500	72x61x125	2.503 FM 626 277	3.503 GM 626 277	-	8.503 GM 626 277
5135	500	61x72x125	2.505 FL 625 279	3.505 GL 625 279	-	8.506 GL 625 279
5140	600	60x60x175	2.601 FN 625 279	3.601 GN 625 279	3F601 GN 625 279	8.601 GN 625 279
5145	600	72x61x150	2.603 FM 626 277	3.603 GM 626 277	-	8.603 GM 626 277
5150	600	61x72x150	2.606 FL 625 279	3.606 GL 625 279	-	8.606 GL 625 279
5155	700	61x72x175	2.706 YR 625 279	-	-	8.706 JR 625 279

## MAGNUM DXi

RIF. REF.	LT.	HxPxL cm	COD. FERRO STEEL CODE	COD. INOX ST. STEEL CODE	COD. INOX FIOR. ST. STEEL CHASED	COD. ALLUMINIO ALUMINIUM CODE
-----------	-----	----------	-----------------------	--------------------------	----------------------------------	-------------------------------

### 440 - 460 - 480 - 500 CABINATI/CHASSIS

5160	500	60x60x150	2.500 66 W30	3.500 SS W30	3F500 SS W30	8.500 SS W30
5165	500	61x72x125	2.505 25 W30	3.505 OR W30	-	8.506 OR W30
5170	500	43x65x195	-	-	-	8.511 6P W25 (°)
5175	600	60x60x175	2.601 66 W30	3.601 SS W30	3F601 SS W30	8.601 SS W30
5180	600	72x72x125	2.605 26 W31	3.605 OS W31	-	8.605 OS W31
5185	600	61x72x150	2.606 25 W30	3.606 OR W30	-	8.606 OR W30
5190	600	50x72x185	-	-	-	8.600 6S W44 (°)
5195	700	72x72x146	2.705 5K W31	3.705 6K W31	-	8.705 6K W31
5200	700	61x72x175	2.706 5J W30	-	-	8.706 6J W30
5205	750	72x72x156	2.750 5K W31	-	-	8.750 6K W31
5210	750	50x72x225	-	-	-	8.751 6T W44 (#)
5215	770	72x72x162	2.765 5K W31	-	-	8.765 6K W31
5220	800	72x72x170	2.805 5K W31	3.805 6K W31	-	8.805 6K W31

°Serbatoio fornito con kit fissaggio 3 staffe  
°Tank supplied with 3 brackets fixing kit

#Serbatoio fornito con kit fissaggio 4 staffe  
#Tank supplied with 4 brackets fixing kit

In rosso: versione con gruppo unico pescante-livello tipo originale/Red: proposal with original type sender unit  
Nelle ordinazioni citare sempre il numero di codice/For all orders always use our code numbers

# RENAULT

## MAGNUM DXi

RIF. REF.	LT.	HxPxL cm	COD. FERRO STEEL CODE	COD. INOX ST. STEEL CODE	COD. INOX FIOR. ST. STEEL CHASED	COD. ALLUMINIO ALUMINIUM CODE
-----------	-----	----------	-----------------------	--------------------------	----------------------------------	-------------------------------

### 440 - 460 - 480 - 500 CABINATI/CHASSIS

5225	800	61x72x196	2.806 5J W30	-	-	8.806 6J W30
5230	890	72x72x185	2.890 5K W31	-	-	8.890 6K W31
5235	930	72x72x196	2.905 5K W31	3.905 6K W31	-	8.905 6K W31
5240	1000	72x72x208	2.995 5K W31	-	-	8.995 6K W31

### 440 - 460 - 480 - 500 TRATTORI serbatoio supplementare/TRACTORS supplementary tank

5245	200	61x72x52	2.204 67	-	-	8.204 ST
5250	200	61x61x65	-	-	-	8.202 SV
5255	240	60x60x74	2.240 69	3.240 SV	-	-
5260	300	60x60x95	2.303 69	3.303 SV	-	8.303 SV
5265	300	61x72x74	2.309 67	3.309 ST	-	8.306 ST
5270	300	72x72x65	2.318 68	3.318 SU	-	8.318 SU
5275	400	72x72x85	2.401 68	3.401 SU	-	8.401 SU
5280	400	61x72x100	2.408 67	3.408 ST	-	8.406 ST
5285	500	72x72x105	2.501 68	3.501 SU	-	8.501 SU

### 440 - 460 - 480 - 500 TRATTORI serbatoio principale/TRACTORS main tank

5290	500	61x72x125	2.505 67 W30	3.505 ST W30	-	8.506 ST W30
5295	600	72x72x125	2.605 68 W31	3.605 SU W31	-	8.605 SU W31
5300	600	61x72x150	2.606 80 W30	3.606 UZ W30	-	8.606 UZ W30
5305	700	72x72x146	2.705 5M W31	3.705 6M W31	-	8.705 6M W31
5310	700	61x72x175	2.706 5L W30	-	-	8.706 6L W30
5315	750	72x72x156	2.750 5M W31	-	-	8.750 6M W31
5320	770	72x72x162	2.765 5M W31	-	-	8.765 6M W31
5325	800	72x72x170	2.805 5M W31	3.805 6M W31	-	8.805 6M W31
5330	890	72x72x185	2.890 5M W31	-	-	8.890 6M W31

## MAGNUM E-TECH

RIF. REF.	LT.	HxPxL cm	COD. FERRO STEEL CODE	COD. INOX ST. STEEL CODE	COD. INOX FIOR. ST. STEEL CHASED	COD. ALLUMINIO ALUMINIUM CODE
-----------	-----	----------	-----------------------	--------------------------	----------------------------------	-------------------------------

### 400 - 440 - 480 CABINATI/CHASSIS

5100	300	72x61x74	2.308 FM 626 277	3.308 GM 626 277	-	8.308 GM 626 277
5105	300	61x72x74	2.309 FL 625 279	3.309 GL 625 279	-	8.306 GL 625 279
5110	400	72x61x100	2.403 FM 626 277	3.403 GM 626 277	-	8.403 GM 626 277
5115	400	60x60x125	2.405 FN 625 279	3.405 GN 625 279	-	8.405 GN 625 279
5120	400	61x72x100	2.408 FL 625 279	3.408 GL 625 279	-	8.406 GL 625 279
5125	500	60x60x150	2.500 FN 625 279	3.500 GN 625 279	3F500 GN 625 279	8.500 GN 625 279
5060	500	72x72x105	2.501 FZ 626 277	3.501 GZ 626 277	-	8.501 GZ 626 277
5130	500	72x61x125	2.503 FM 626 277	3.503 GM 626 277	-	8.503 GM 626 277
5135	500	61x72x125	2.505 FL 625 279	3.505 GL 625 279	-	8.506 GL 625 279
5140	600	60x60x175	2.601 FN 625 279	3.601 GN 625 279	3F601 GN 625 279	8.601 GN 625 279
5145	600	72x61x150	2.603 FM 626 277	3.603 GM 626 277	-	8.603 GM 626 277
5065	600	72x72x125	2.605 FZ 626 277	3.605 GZ 626 277	-	8.605 GZ 626 277
5150	600	61x72x150	2.606 FL 625 279	3.606 GL 625 279	-	8.606 GL 625 279

## MAGNUM E-TECH

RIF. REF.	LT.	HxPxL cm	COD. FERRO STEEL CODE	COD. INOX ST. STEEL CODE	COD. INOX FIOR. ST. STEEL CHASED	COD. ALLUMINIO ALUMINIUM CODE
-----------	-----	----------	-----------------------	--------------------------	----------------------------------	-------------------------------

### 400 - 440 - 480 CABINATI serbatoio principale/CHASSIS main tank

5070	700	72x72x146	2.705 YH 626 277	3.705 JH 626 277	-	8.705 JH 626 277
5155	700	61x72x175	2.706 YR 625 279	-	-	8.706 JR 625 279
5075	800	72x72x170	2.805 YH 626 277	3.805 JH 626 277	-	8.805 JH 626 277
5080	800	61x72x196	2.806 YR 625 279	-	-	8.806 JR 625 279
5085	930	72x72x196	2.905 YH 626 277	3.905 JH 626 277	-	8.905 JH 626 277

### 400 - 440 - 480 TRATTORI serbatoio principale/TRACTORS main tank

5100	300	72x61x74	2.308 FM 626 277	3.308 GM 626 277	-	8.308 GM 626 277
5105	300	61x72x74	2.309 FL 625 279	3.309 GL 625 279	-	8.306 GL 625 279
5110	400	72x61x100	2.403 FM 626 277	3.403 GM 626 277	-	8.403 GM 626 277
5115	400	60x60x125	2.405 FN 625 279	3.405 GN 625 279	-	8.405 GN 625 279
5120	400	61x72x100	2.408 FL 625 279	3.408 GL 625 279	-	8.406 GL 625 279
5125	500	60x60x150	2.500 FN 625 279	3.500 GN 625 279	3F500 GN 625 279	8.500 GN 625 279
5130	500	72x61x125	2.503 FM 626 277	3.503 GM 626 277	-	8.503 GM 626 277
5135	500	61x72x125	2.505 FL 625 279	3.505 GL 625 279	-	8.506 GL 625 279
5140	600	60x60x175	2.601 FN 625 279	3.601 GN 625 279	3F601 GN 625 279	8.601 GN 625 279
5145	600	72x61x150	2.603 FM 626 277	3.603 GM 626 277	-	8.603 GM 626 277
5150	600	61x72x150	2.606 FL 625 279	3.606 GL 625 279	-	8.606 GL 625 279
5155	700	61x72x175	2.706 YR 625 279	-	-	8.706 JR 625 279

### 400 - 440 - 480 CABINATI e TRATTORI serbatoio supplementare/CHASSIS and TRACTORS supplementary tank

5090	300	61x72x74	2.309 FL	3.309 GL	-	8.306 GL
5095	400	61x72x100	2.408 FL	3.408 GL	-	8.406 GL

## MAJOR

RIF. REF.	LT.	HxPxL cm	COD. FERRO STEEL CODE	COD. INOX ST. STEEL CODE	COD. INOX FIOR. ST. STEEL CHASED	COD. ALLUMINIO ALUMINIUM CODE
-----------	-----	----------	-----------------------	--------------------------	----------------------------------	-------------------------------

### R 385 CABINATO/CHASSIS

5000	300	61x72x74	2.309 91 611 279	3.309 VN 611 279	-	8.306 VN 611 279
5335	350	54x60x125	2.351 31 612 275	3.351 PN 612 275	3F351 PN 612 275	-
5005	400	72x61x100	2.403 57 610 277	3.403 RT 610 277	-	8.403 RT 610 277
5010	400	60x60x125	2.405 71 611 279	3.405 TN 611 279	-	8.405 TN 611 279
5015	400	61x72x100	2.408 91 611 279	3.408 VN 611 279	-	8.406 VN 611 279
5340	420	54x60x150	2.440 31 612 275	3.440 PN 612 275	3F440 PN 612 275	-
5020	500	60x60x150	2.500 71 611 279	3.500 TN 611 279	3F500 TN 611 279	8.500 TN 611 279
5025	500	72x72x105	2.501 BB 610 277	3.501 OB 610 277	-	8.501 OB 610 277
5030	500	72x61x125	2.503 57 610 277	3.503 RT 610 277	-	8.503 RT 610 277
5035	500	61x72x125	2.505 91 611 279	3.505 VN 611 279	-	8.506 VN 611 279
5055	600	60x60x175	2.601 71 611 279	3.601 TN 611 279	3F601 TN 611 279	8.601 TN 611 279
5040	600	72x61x150	2.603 57 610 277	3.603 RT 610 277	-	8.603 RT 610 277
5045	600	72x72x125	2.605 BB 610 277	3.605 OB 610 277	-	8.605 OB 610 277
5050	600	61x72x150	2.606 91 611 279	3.606 VN 611 279	-	8.606 VN 611 279

## MAJOR

RIF. REF.	LT.	HxPxL cm	COD. FERRO STEEL CODE	COD. INOX ST. STEEL CODE	COD. INOX FIOR. ST. STEEL CHASED	COD. ALLUMINIO ALUMINIUM CODE
<b>R 385 TRATTORE/TRACTOR</b>						
5000	300	61x72x74	2.309 91 611 279	3.309 VN 611 279	-	8.306 VN 611 279
5335	350	54x60x125	2.351 31 612 275	3.351 PN 612 275	3F351 PN 612 275	-
5005	400	72x61x100	2.403 57 610 277	3.403 RT 610 277	-	8.403 RT 610 277
5010	400	60x60x125	2.405 71 611 279	3.405 TN 611 279	-	8.405 TN 611 279
5015	400	61x72x100	2.408 91 611 279	3.408 VN 611 279	-	8.406 VN 611 279
5340	420	54x60x150	2.440 31 612 275	3.440 PN 612 275	3F440 PN 612 275	-
5020	500	60x60x150	2.500 71 611 279	3.500 TN 611 279	3F500 TN 611 279	8.500 TN 611 279
5025	500	72x72x105	2.501 BB 610 277	3.501 OB 610 277	-	8.501 OB 610 277
5030	500	72x61x125	2.503 57 610 277	3.503 RT 610 277	-	8.503 RT 610 277
5035	500	61x72x125	2.505 91 611 279	3.505 VN 611 279	-	8.506 VN 611 279
5040	600	72x61x150	2.603 57 610 277	3.603 RT 610 277	-	8.603 RT 610 277
5045	600	72x72x125	2.605 BB 610 277	3.605 OB 610 277	-	8.605 OB 610 277
5050	600	61x72x150	2.606 91 611 279	3.606 VN 611 279	-	8.606 VN 611 279

## MANAGER

RIF. REF.	LT.	HxPxL cm	COD. FERRO STEEL CODE	COD. INOX ST. STEEL CODE	COD. INOX FIOR. ST. STEEL CHASED	COD. ALLUMINIO ALUMINIUM CODE
<b>G 300 CABINATO/CHASSIS</b>						
5000	300	61x72x74	2.309 91 611 279	3.309 VN 611 279	-	8.306 VN 611 279
5335	350	54x60x125	2.351 31 612 275	3.351 PN 612 275	3F351 PN 612 275	-
5005	400	72x61x100	2.403 57 610 277	3.403 RT 610 277	-	8.403 RT 610 277
5010	400	60x60x125	2.405 71 611 279	3.405 TN 611 279	-	8.405 TN 611 279
5015	400	61x72x100	2.408 91 611 279	3.408 VN 611 279	-	8.406 VN 611 279
5340	420	54x60x150	2.440 31 612 275	3.440 PN 612 275	3F440 PN 612 275	-
5020	500	60x60x150	2.500 71 611 279	3.500 TN 611 279	3F500 TN 611 279	8.500 TN 611 279
5025	500	72x72x105	2.501 BB 610 277	3.501 OB 610 277	-	8.501 OB 610 277
5030	500	72x61x125	2.503 57 610 277	3.503 RT 610 277	-	8.503 RT 610 277
5035	500	61x72x125	2.505 91 611 279	3.505 VN 611 279	-	8.506 VN 611 279
5055	600	60x60x175	2.601 71 611 279	3.601 TN 611 279	3F601 TN 611 279	8.601 TN 611 279
5040	600	72x61x150	2.603 57 610 277	3.603 RT 610 277	-	8.603 RT 610 277
5045	600	72x72x125	2.605 BB 610 277	3.605 OB 610 277	-	8.605 OB 610 277
5050	600	61x72x150	2.606 91 611 279	3.606 VN 611 279	-	8.606 VN 611 279

## G 340 TRATTORE/TRACTOR

5000	300	61x72x74	2.309 91 611 279	3.309 VN 611 279	-	8.306 VN 611 279
5335	350	54x60x125	2.351 31 612 275	3.351 PN 612 275	3F351 PN 612 275	-
5005	400	72x61x100	2.403 57 610 277	3.403 RT 610 277	-	8.403 RT 610 277
5010	400	60x60x125	2.405 71 611 279	3.405 TN 611 279	-	8.405 TN 611 279
5015	400	61x72x100	2.408 91 611 279	3.408 VN 611 279	-	8.406 VN 611 279
5340	420	54x60x150	2.440 31 612 275	3.440 PN 612 275	3F440 PN 612 275	-
5020	500	60x60x150	2.500 71 611 279	3.500 TN 611 279	3F500 TN 611 279	8.500 TN 611 279
5025	500	72x72x105	2.501 BB 610 277	3.501 OB 610 277	-	8.501 OB 610 277
5030	500	72x61x125	2.503 57 610 277	3.503 RT 610 277	-	8.503 RT 610 277
5035	500	61x72x125	2.505 91 611 279	3.505 VN 611 279	-	8.506 VN 611 279

## MANAGER

RIF. REF.	LT.	HxPxL cm	COD. FERRO STEEL CODE	COD. INOX ST. STEEL CODE	COD. INOX FIOR. ST. STEEL CHASED	COD. ALLUMINIO ALUMINIUM CODE
<b>G 340 TRATTORE/TRACTOR</b>						
5040	600	72x61x150	2.603 57 610 277	3.603 RT 610 277	-	8.603 RT 610 277
5045	600	72x72x125	2.605 BB 610 277	3.605 OB 610 277	-	8.605 OB 610 277
5050	600	61x72x150	2.606 91 611 279	3.606 VN 611 279	-	8.606 VN 611 279

## MASCOTT

RIF. REF.	LT.	HxPxL cm	COD. FERRO STEEL CODE	COD. INOX ST. STEEL CODE	COD. INOX FIOR. ST. STEEL CHASED	COD. ALLUMINIO ALUMINIUM CODE
<b>90 - 110 - 130 - 140 - 150</b>						
5345	100	31x45x85	2.102 11 022 281	3.102 NN 022 281	3F102 NN 022 281	-
5350	120	31x45x100	2.122 11 022 281	3.122 NN 022 281	3F122 NN 022 281	-
5355	140	31x45x116	2.141 11 022 281	3.141 NN 022 281	3F141 NN 022 281	-
5360	160	43x53x85	2.162 21 048 282	3.162 ON 048 282	3F162 ON 048 282	8.162 ON 048 282
5365	160	31x45x135	2.163 11 022 281	3.163 NN 022 281	3F163 NN 022 281	-
5370	180	43x53x90	2.181 21 048 282	3.181 ON 048 282	3F181 ON 048 282	8.181 ON 048 282
5375	200	43x53x100	2.201 21 048 282	3.201 ON 048 282	3F201 ON 048 282	8.201 ON 048 282
5380	250	43x53x125	2.251 21 048 282	3.251 ON 048 282	3F251 ON 048 282	8.251 ON 048 282
5385	300	43x53x150	2.300 21 048 282	3.300 ON 048 282	3F300 ON 048 282	8.300 ON 048 282

## MASCOTT DXi

RIF. REF.	LT.	HxPxL cm	COD. FERRO STEEL CODE	COD. INOX ST. STEEL CODE	COD. INOX FIOR. ST. STEEL CHASED	COD. ALLUMINIO ALUMINIUM CODE
<b>120 - 160</b>						
2200	120	31x45x100	2.122 11 022 361	3.122 NN 022 361	3F122 NN 022 361	-
2205	140	31x45x116	2.141 11 022 361	3.141 NN 022 361	3F141 NN 022 361	-
2210	160	43x53x85	2.162 19 048 358	3.162 NV 048 358	3F162 NV 048 358	8.162 NV 048 358
2215	160	31x45x135	2.163 11 022 361	3.163 NN 022 361	3F163 NN 022 361	-
2220	180	43x53x90	2.181 19 048 358	3.181 NV 048 358	3F181 NV 048 358	8.181 NV 048 358
2225	200	43x53x100	2.201 19 048 358	3.201 NV 048 358	3F201 NV 048 358	8.201 NV 048 358
2230	250	43x53x125	2.251 19 048 358	3.251 NV 048 358	3F251 NV 048 358	8.251 NV 048 358
2235	300	43x53x150	2.300 19 048 358	3.300 NV 048 358	3F300 NV 048 358	8.300 NV 048 358

## MAXITY

RIF. REF.	LT.	HxPxL cm	COD. FERRO STEEL CODE	COD. INOX ST. STEEL CODE	COD. INOX FIOR. ST. STEEL CHASED	COD. ALLUMINIO ALUMINIUM CODE
<b>110 - 130 - 150</b>						
2240	90	31x45x75	2.091 11 024	3.091 NN 024	3F091 NN 024	-
2245	100	31x45x85	2.101 11 024	3.101 NN 024	3F101 NN 024	-
2250	120	31x45x100	2.124 11 024	3.124 NN 024	3F124 NN 024	-
2255	140	31x45x116	2.143 11 024	3.143 NN 024	3F143 NN 024	-
2265	160	31x45x135	2.164 11 024	3.164 NN 024	3F164 NN 024	-



## MESSENGER

RIF. REF.	LT.	HxPxL cm	COD. FERRO STEEL CODE	COD. INOX ST. STEEL CODE	COD. INOX FIOR. ST. STEEL CHASED	COD. ALLUMINIO ALUMINIUM CODE
<b>B 80.35 - B 110.35</b>						
2200	120	31x45x100	2.122 11 022 361	3.122 NN 022 361	3F122 NN 022 361	-
2205	140	31x45x116	2.141 11 022 361	3.141 NN 022 361	3F141 NN 022 361	-
2215	160	31x45x135	2.163 11 022 361	3.163 NN 022 361	3F163 NN 022 361	-
<b>B 110.50 - B 120.60</b>						
5390	200	43x53x100	2.201 19 614 278	3.201 NV 614 278	3F201 NV 614 278	-
5395	250	43x53x125	2.251 19 614 278	3.251 NV 614 278	3F251 NV 614 278	-
5400	250	48x59x100	2.252 23 613 273	3.252 OP 613 273	3F252 OP 613 273	-
5405	300	43x53x150	2.300 19 614 278	3.300 NV 614 278	3F300 NV 614 278	-
5410	300	54x60x108	2.301 31 612 275	3.301 PN 612 275	3F301 PN 612 275	-
5415	300	60x60x95	2.303 71 611 279	3.303 TN 611 279	-	8.303 TN 611 279

## MIDLINER

RIF. REF.	LT.	HxPxL cm	COD. FERRO STEEL CODE	COD. INOX ST. STEEL CODE	COD. INOX FIOR. ST. STEEL CHASED	COD. ALLUMINIO ALUMINIUM CODE
<b>S 120 - S 135</b>						
5390	200	43x53x100	2.201 19 614 278	3.201 NV 614 278	3F201 NV 614 278	-
5395	250	43x53x125	2.251 19 614 278	3.251 NV 614 278	3F251 NV 614 278	-
5400	250	48x59x100	2.252 23 613 273	3.252 OP 613 273	3F252 OP 613 273	-
5405	300	43x53x150	2.300 19 614 278	3.300 NV 614 278	3F300 NV 614 278	-
5410	300	54x60x108	2.301 31 612 275	3.301 PN 612 275	3F301 PN 612 275	-
5415	300	60x60x95	2.303 71 611 279	3.303 TN 611 279	-	8.303 TN 611 279
<b>S 150 - S 180 - M 180 - M 210 - M 230 - M 250</b>						
5390	200	43x53x100	2.201 19 614 278	3.201 NV 614 278	3F201 NV 614 278	-
5395	250	43x53x125	2.251 19 614 278	3.251 NV 614 278	3F251 NV 614 278	-
5400	250	48x59x100	2.252 23 613 273	3.252 OP 613 273	3F252 OP 613 273	-
5405	300	43x53x150	2.300 19 614 278	3.300 NV 614 278	3F300 NV 614 278	-
5410	300	54x60x108	2.301 31 612 275	3.301 PN 612 275	3F301 PN 612 275	-
5415	300	60x60x95	2.303 71 611 279	3.303 TN 611 279	-	8.303 TN 611 279
5335	350	54x60x125	2.351 31 612 275	3.351 PN 612 275	3F351 PN 612 275	-
5340	420	54x60x150	2.440 31 612 275	3.440 PN 612 275	3F440 PN 612 275	-

## MIDLUM

RIF. REF.	LT.	HxPxL cm	COD. FERRO STEEL CODE	COD. INOX ST. STEEL CODE	COD. INOX FIOR. ST. STEEL CHASED	COD. ALLUMINIO ALUMINIUM CODE
<b>135 - 150 - 180 - 210 - 220 CABINATI/CHASSIS</b>						
5420	160	43x53x85	2.162 21 634 278	3.162 ON 634 278	3F162 ON 634 278	8.162 ON 634 278
5425	160	31x45x135	2.163 11 617 274	3.163 NN 617 274	3F163 NN 617 274	-
5430	180	43x53x90	2.181 21 634 278	3.181 ON 634 278	3F181 ON 634 278	8.181 ON 634 248
5435	200	43x53x100	2.201 21 634 278	3.201 ON 634 278	3F201 ON 634 278	8.201 ON 634 278
5440	250	43x53x125	2.251 21 634 278	3.251 ON 634 278	3F251 ON 634 278	8.251 ON 634 278
5400	250	48x59x100	2.252 23 613 273	3.252 OP 613 273	3F252 OP 613 273	-
5445	300	43x53x150	2.300 21 634 278	3.300 ON 634 278	3F300 ON 634 278	8.300 ON 634 278

## MIDLUM

RIF. REF.	LT.	HxPxL cm	COD. FERRO STEEL CODE	COD. INOX ST. STEEL CODE	COD. INOX FIOR. ST. STEEL CHASED	COD. ALLUMINIO ALUMINIUM CODE
-----------	-----	----------	-----------------------	--------------------------	----------------------------------	-------------------------------

### 135 - 150 - 180 - 210 - 220 CABINATI/CHASSIS

5410	300	54x60x108	2.301 31 612 275	3.301 PN 612 275	3F301 PN 612 275	-
5335	350	54x60x125	2.351 31 612 275	3.351 PN 612 275	3F351 PN 612 275	-
5340	420	54x60x150	2.440 31 612 275	3.440 PN 612 275	3F440 PN 612 275	-

### 250 - 270 TRATTORI e CABINATI/TRACTORS and CHASSIS

5420	160	43x53x85	2.162 21 634 278	3.162 ON 634 278	3F162 ON 634 278	8.162 ON 634 278
5425	160	31x45x135	2.163 11 617 274	3.163 NN 617 274	3F163 NN 617 274	-
5430	180	43x53x90	2.181 21 634 278	3.181 ON 634 278	3F181 ON 634 278	8.181 ON 634 248
5435	200	43x53x100	2.201 21 634 278	3.201 ON 634 278	3F201 ON 634 278	8.201 ON 634 278
5440	250	43x53x125	2.251 21 634 278	3.251 ON 634 278	3F251 ON 634 278	8.251 ON 634 278
5400	250	48x59x100	2.252 23 613 273	3.252 OP 613 273	3F252 OP 613 273	-
5445	300	43x53x150	2.300 21 634 278	3.300 ON 634 278	3F300 ON 634 278	8.300 ON 634 278
5410	300	54x60x108	2.301 31 612 275	3.301 PN 612 275	3F301 PN 612 275	-
5335	350	54x60x125	2.351 31 612 275	3.351 PN 612 275	3F351 PN 612 275	-
5340	420	54x60x150	2.440 31 612 275	3.440 PN 612 275	3F440 PN 612 275	-

## MIDLUM DXi

RIF. REF.	LT.	HxPxL cm	COD. FERRO STEEL CODE	COD. INOX ST. STEEL CODE	COD. INOX FIOR. ST. STEEL CHASED	COD. ALLUMINIO ALUMINIUM CODE
-----------	-----	----------	-----------------------	--------------------------	----------------------------------	-------------------------------

### 160 - 190 - 220 - 240 - 280

5450	160	43x53x85	2.162 21 130 278	3.162 ON 130 278	3F162 ON 130 278	8.162 ON 130 278
5455	180	43x53x90	2.181 21 130 278	3.181 ON 130 278	3F181 ON 130 278	8.181 ON 130 278
5460	200	43x53x100	2.201 21 130 278	3.201 ON 130 278	3F201 ON 130 278	8.201 ON 130 278
5465	250	43x53x125	2.251 21 130 278	3.251 ON 130 278	3F251 ON 130 278	8.251 ON 130 278
5470	250	48x59x100	2.252 23 132 273	3.252 OP 132 273	3F252 OP 132 273	-
5475	300	43x53x150	2.300 21 130 278	3.300 ON 130 278	3F300 ON 130 278	8.300 ON 130 278
5480	300	54x60x108	2.301 31 131 275	3.301 PN 131 275	3F301 PN 131 275	-
5485	350	54x60x125	2.351 31 131 275	3.351 PN 131 275	3F351 PN 131 275	-
5490	420	54x60x150	2.440 31 131 275	3.440 PN 131 275	3F440 PN 131 275	-

## PREMIUM

RIF. REF.	LT.	HxPxL cm	COD. FERRO STEEL CODE	COD. INOX ST. STEEL CODE	COD. INOX FIOR. ST. STEEL CHASED	COD. ALLUMINIO ALUMINIUM CODE
-----------	-----	----------	-----------------------	--------------------------	----------------------------------	-------------------------------

### 210 - 250 - 260 CABINATI/CHASSIS

5390	200	43x53x100	2.201 19 614 278	3.201 NV 614 278	3F201 NV 614 278	-
5395	250	43x53x125	2.251 19 614 278	3.251 NV 614 278	3F251 NV 614 278	-
5400	250	48x59x100	2.252 23 613 273	3.252 OP 613 273	3F252 OP 613 273	-
5405	300	43x53x150	2.300 19 614 278	3.300 NV 614 278	3F300 NV 614 278	-
5410	300	54x60x108	2.301 31 612 275	3.301 PN 612 275	3F301 PN 612 275	-
5415	300	60x60x95	2.303 71 611 279	3.303 TN 611 279	-	8.303 TN 611 279
5335	350	54x60x125	2.351 31 612 275	3.351 PN 612 275	3F351 PN 612 275	-
5340	420	54x60x150	2.440 31 612 275	3.440 PN 612 275	3F440 PN 612 275	-

## PREMIUM

RIF. REF.	LT.	HxPxL cm	COD. FERRO STEEL CODE	COD. INOX ST. STEEL CODE	COD. INOX FIOR. ST. STEEL CHASED	COD. ALLUMINIO ALUMINIUM CODE
-----------	-----	----------	--------------------------	-----------------------------	-------------------------------------	----------------------------------

### 300 - 340 - 385 - 400 CABINATI/CHASSIS

5495	300	54x60x108	2.301 TA 612 275	3.301 LA 612 275	3F301 LA 612 275	-
5500	300	60x60x95	2.303 TB 611 279	3.303 LB 611 279	-	8.303 LB 611 279
5505	300	72x61x74	2.308 TC 610 277	3.308 LC 610 277	-	8.308 LC 610 277
5510	300	61x72x74	2.309 TE 611 279	3.309 LE 611 279	-	8.306 LE 611 279
5515	350	54x60x125	2.351 TA 612 275	3.351 LA 612 275	3F351 LA 612 275	-
5520	400	72x61x100	2.403 TC 610 277	3.403 LC 610 277	-	8.403 LC 610 277
5525	400	60x60x125	2.405 TB 611 279	3.405 LB 611 279	-	8.405 LB 611 279
5530	400	61x72x100	2.408 TE 611 279	3.408 LE 611 279	-	8.406 LE 611 279
5535	420	54x60x150	2.440 TA 612 275	3.440 LA 612 275	3F440 LA 612 275	-
5540	500	60x60x150	2.500 TB 611 279	3.500 LB 611 279	3F500 LB 611 279	8.500 LB 611 279
5545	500	72x72x105	2.501 TF 610 277	3.501 LF 610 277	-	8.501 LF 610 277
5550	500	72x61x125	2.503 TC 610 277	3.503 LC 610 277	-	8.503 LC 610 277
5555	500	61x72x125	2.505 TE 611 279	3.505 LE 611 279	-	8.506 LE 611 279
5560	600	60x60x175	2.601 TB 611 279	3.601 LB 611 279	3F601 LB 611 279	8.601 LB 611 279
5565	600	72x61x150	2.603 TC 610 277	3.603 LC 610 277	-	8.603 LC 610 277
5570	600	72x72x125	2.605 TF 610 277	3.605 LF 610 277	-	8.605 LF 610 277
5575	600	61x72x150	2.606 TE 611 279	3.606 LE 611 279	-	8.606 LE 611 279
5580	700	72x72x146	2.705 YS 610 277	3.705 JS 610 277	-	8.705 JS 610 277
5585	700	61x72x175	2.706 X4 611 279	-	-	8.706 W4 611 279
5590	770	72x72x162	2.765 YS 610 277	-	-	8.765 JS 610 277
5595	800	72x72x170	2.805 YS 610 277	3.805 JS 610 277	-	8.805 JS 610 277
5600	800	61x72x196	2.806 X4 611 279	-	-	8.806 W4 611 279
5605	930	72x72x196	2.905 YS 610 277	3.905 JS 610 277	-	8.905 JS 610 277

### 340 - 385 - 400 TRATTORI serbatoio principale/TRACTORS main tank

5495	300	54x60x108	2.301 TA 612 275	3.301 LA 612 275	3F301 LA 612 275	-
5500	300	60x60x95	2.303 TB 611 279	3.303 LB 611 279	-	8.303 LB 611 279
5505	300	72x61x74	2.308 TC 610 277	3.308 LC 610 277	-	8.308 LC 610 277
5510	300	61x72x74	2.309 TE 611 279	3.309 LE 611 279	-	8.306 LE 611 279
5515	350	54x60x125	2.351 TA 612 275	3.351 LA 612 275	3F351 LA 612 275	-
5520	400	72x61x100	2.403 TC 610 277	3.403 LC 610 277	-	8.403 LC 610 277
5525	400	60x60x125	2.405 TB 611 279	3.405 LB 611 279	-	8.405 LB 611 279
5530	400	61x72x100	2.408 TE 611 279	3.408 LE 611 279	-	8.406 LE 611 279
5535	420	54x60x150	2.440 TA 612 275	3.440 LA 612 275	3F440 LA 612 275	-
5540	500	60x60x150	2.500 TB 611 279	3.500 LB 611 279	3F500 LB 611 279	8.500 LB 611 279
5545	500	72x72x105	2.501 TF 610 277	3.501 LF 610 277	-	8.501 LF 610 277
5550	500	72x61x125	2.503 TC 610 277	3.503 LC 610 277	-	8.503 LC 610 277
5555	500	61x72x125	2.505 TE 611 279	3.505 LE 611 279	-	8.506 LE 611 279
5560	600	60x60x175	2.601 TB 611 279	3.601 LB 611 279	3F601 LB 611 279	8.601 LB 611 279
5565	600	72x61x150	2.603 TC 610 277	3.603 LC 610 277	-	8.603 LC 610 277
5570	600	72x72x125	2.605 TF 610 277	3.605 LF 610 277	-	8.605 LF 610 277
5575	600	61x72x150	2.606 TE 611 279	3.606 LE 611 279	-	8.606 LE 611 279
5580	700	72x72x146	2.705 YS 610 277	3.705 JS 610 277	-	8.705 JS 610 277
5585	700	61x72x175	2.706 X4 611 279	-	-	8.706 W4 611 279
5590	770	72x72x162	2.765 YS 610 277	-	-	8.765 JS 610 277
5595	800	72x72x170	2.805 YS 610 277	3.805 JS 610 277	-	8.805 JS 610 277

## PREMIUM

RIF. REF.	LT.	HxPxL cm	COD. FERRO STEEL CODE	COD. INOX ST. STEEL CODE	COD. INOX FIOR. ST. STEEL CHASED	COD. ALLUMINIO ALUMINIUM CODE
<b>340 - 385 - 400 TRATTORI serbatoio supplementare/TRACTORS supplementary tank</b>						
5610	300	54x60x108	2.301 TA	3.301 LA	3F301 LA	-
5615	300	60x60x95	2.303 TB	3.303 LB	-	8.303 LB
5620	300	72x61x74	2.308 TC	3.308 LC	-	8.308 LC
5625	300	61x72x74	2.309 TE	3.309 LE	-	8.306 LE
5630	350	54x60x125	2.351 TA	3.351 LA	3F351 LA	-
5635	400	72x61x100	2.403 TC	3.403 LC	-	8.403 LC
5640	400	60x60x125	2.405 TB	3.405 LB	-	8.405 LB
5645	400	61x72x100	2.408 TE	3.408 LE	-	8.406 LE
5650	500	72x72x105	2.501 TF	3.501 LF	-	8.501 LF
5655	500	72x61x125	2.503 TC	3.503 LC	-	8.503 LC
5660	500	61x72x125	2.505 TE	3.505 LE	-	8.506 LE
5665	600	72x72x125	2.605 TF	3.605 LF	-	8.605 LF

## PREMIUM dCi

RIF. REF.	LT.	HxPxL cm	COD. FERRO STEEL CODE	COD. INOX ST. STEEL CODE	COD. INOX FIOR. ST. STEEL CHASED	COD. ALLUMINIO ALUMINIUM CODE
<b>220 - 270 CABINATI/CHASSIS</b>						
5670	200	43x53x100	2.201 19 635 278	3.201 NV 635 278	3F201 NV 635 278	8.201 NV 635 278
5675	250	43x53x125	2.251 19 635 278	3.251 NV 635 278	3F251 NV 635 278	8.251 NV 635 278
5680	250	48x59x100	2.252 23 639 273	3.252 OP 639 273	3F252 OP 639 273	-
5685	300	43x53x150	2.300 19 635 278	3.300 NV 635 278	3F300 NV 635 278	8.300 NV 635 278
5690	300	54x60x108	2.301 31 636 275	3.301 PN 636 275	3F301 PN 636 275	-
5695	300	60x60x95	2.303 71 637 279	3.303 TN 637 279	-	8.303 TN 637 279
5700	350	54x60x125	2.351 31 636 275	3.351 PN 636 275	3F351 PN 636 275	-
5705	420	54x60x150	2.440 31 636 275	3.440 PN 636 275	3F440 PN 636 275	-
<b>320 - 370 - 420 CABINATI/CHASSIS</b>						
5720	300	54x60x108	2.301 TA 636 275	3.301 LA 636 275	3F301 LA 636 275	-
5725	300	60x60x95	2.303 TB 637 279	3.303 LB 637 279	-	8.303 LB 637 279
5730	300	72x61x74	2.308 TC 638 277	3.308 LC 638 277	-	8.308 LC 638 277
5735	300	61x72x74	2.309 TE 637 279	3.309 LE 637 279	-	8.306 LE 637 279
5740	350	54x60x125	2.351 TA 636 275	3.351 LA 636 275	3F351 LA 636 275	-
5745	400	72x61x100	2.403 TC 638 277	3.403 LC 638 277	-	8.403 LC 638 277
5750	400	60x60x125	2.405 TB 637 279	3.405 LB 637 279	-	8.405 LB 637 279
5755	400	61x72x100	2.408 TE 637 279	3.408 LE 637 279	-	8.406 LE 637 279
5760	420	54x60x150	2.440 TA 636 275	3.440 LA 636 275	3F440 LA 636 275	-
5765	500	60x60x150	2.500 TB 637 279	3.500 LB 637 279	3F500 LB 637 279	8.500 LB 637 279
5770	500	72x72x105	2.501 TF 638 277	3.501 LF 638 277	-	8.501 LF 638 277
5775	500	72x61x125	2.503 TC 638 277	3.503 LC 638 277	-	8.503 LC 638 277
5780	500	61x72x125	2.505 TE 637 279	3.505 LE 637 279	-	8.506 LE 637 279
5785	600	60x60x175	2.601 TB 637 279	3.601 LB 637 279	3F601 LB 637 279	8.601 LB 637 279
5790	600	72x61x150	2.603 TC 638 277	3.603 LC 638 277	-	8.603 LC 638 277
5795	600	72x72x125	2.605 TE 638 277	3.605 LF 638 277	-	8.605 LF 638 277
5800	600	61x72x150	2.606 TE 637 279	3.606 LE 637 279	-	8.606 LE 637 279

## PREMIUM dCi

RIF. REF.	LT.	HxPxL cm	COD. FERRO STEEL CODE	COD. INOX ST. STEEL CODE	COD. INOX FIOR. ST. STEEL CHASED	COD. ALLUMINIO ALUMINIUM CODE
-----------	-----	----------	--------------------------	-----------------------------	-------------------------------------	----------------------------------

### 320 - 370 - 420 CABINATI/CHASSIS

5805	700	72x72x146	2.705 YS 638 277	3.705 JS 638 277	-	8.705 JS 638 277
5810	700	61x72x175	2.706 X4 637 279	-	-	8.706 W4 637 279
5815	770	72x72x162	2.765 YS 638 277	-	-	8.765 JS 638 277
5820	800	72x72x170	2.805 YS 638 277	3.805 JS 638 277	-	8.805 JS 638 277
5710	800	61x72x196	2.806 X4 637 279	-	-	8.806 W4 637 279
5715	930	72x72x196	2.905 YS 638 277	3.905 JS 638 277	-	8.905 JS 638 277

### 320 - 370 - 420 TRATTORI serbatoio principale/TRACTORS main tank

5720	300	54x60x108	2.301 TA 636 275	3.301 LA 636 275	3F301 LA 636 275	-
5725	300	60x60x95	2.303 TB 637 279	3.303 LB 637 279	-	8.303 LB 637 279
5730	300	72x61x74	2.308 TC 638 277	3.308 LC 638 277	-	8.308 LC 638 277
5735	300	61x72x74	2.309 TE 637 279	3.309 LE 637 279	-	8.306 LE 637 279
5740	350	54x60x125	2.351 TA 636 275	3.351 LA 636 275	3F351 LA 636 275	-
5745	400	72x61x100	2.403 TC 638 277	3.403 LC 638 277	-	8.403 LC 638 277
5750	400	60x60x125	2.405 TB 637 279	3.405 LB 637 279	-	8.405 LB 637 279
5755	400	61x72x100	2.408 TE 637 279	3.408 LE 637 279	-	8.406 LE 637 279
5760	420	54x60x150	2.440 TA 636 275	3.440 LA 636 275	3F440 LA 636 275	-
5765	500	60x60x150	2.500 TB 637 279	3.500 LB 637 279	3F500 LB 637 279	8.500 LB 637 279
5770	500	72x72x105	2.501 TF 638 277	3.501 LF 638 277	-	8.501 LF 638 277
5775	500	72x61x125	2.503 TC 638 277	3.503 LC 638 277	-	8.503 LC 638 277
5780	500	61x72x125	2.505 TE 637 279	3.505 LE 637 279	-	8.506 LE 637 279
5785	600	60x60x175	2.601 TB 637 279	3.601 LB 637 279	3F601 LB 637 279	8.601 LB 637 279
5790	600	72x61x150	2.603 TC 638 277	3.603 LC 638 277	-	8.603 LC 638 277
5795	600	72x72x125	2.605 TF 638 277	3.605 LF 638 277	-	8.605 LF 638 277
5800	600	61x72x150	2.606 TE 637 279	3.606 LE 637 279	-	8.606 LE 637 279
5805	700	72x72x146	2.705 YS 638 277	3.705 JS 638 277	-	8.705 JS 638 277
5810	700	61x72x175	2.706 X4 637 279	-	-	8.706 W4 637 279
5815	770	72x72x162	2.765 YS 638 277	-	-	8.765 JS 638 277
5820	800	72x72x170	2.805 YS 638 277	3.805 JS 638 277	-	8.805 JS 638 277

### 320 - 370 - 420 TRATTORI serbatoio supplementare/TRACTORS supplementary tank

5610	300	54x60x108	2.301 TA	3.301 LA	3F301 LA	-
5615	300	60x60x95	2.303 TB	3.303 LB	-	8.303 LB
5620	300	72x61x74	2.308 TC	3.308 LC	-	8.308 LC
5625	300	61x72x74	2.309 TE	3.309 LE	-	8.306 LE
5630	350	54x60x125	2.351 TA	3.351 LA	3F351 LA	-
5635	400	72x61x100	2.403 TC	3.403 LC	-	8.403 LC
5640	400	60x60x125	2.405 TB	3.405 LB	-	8.405 LB
5645	400	61x72x100	2.408 TE	3.408 LE	-	8.406 LE
5650	500	72x72x105	2.501 TF	3.501 LF	-	8.501 LF
5655	500	72x61x125	2.503 TC	3.503 LC	-	8.503 LC
5660	500	61x72x125	2.505 TE	3.505 LE	-	8.506 LE
5665	600	72x72x125	2.605 TF	3.605 LF	-	8.605 LF

## PREMIUM DXi

RIF. REF.	LT.	HxPxL cm	COD. FERRO STEEL CODE	COD. INOX ST. STEEL CODE	COD. INOX FIOR. ST. STEEL CHASED	COD. ALLUMINIO ALUMINIUM CODE
-----------	-----	----------	--------------------------	-----------------------------	-------------------------------------	----------------------------------

### 280 - 320 - 330 - 370 - 380 - 410 - 440 - 450 CABINATI/CHASSIS

5825	300	50x72x94	-	-	-	8.302 LS W44
5830	300	43x65x118	-	-	-	8.311 SP W25
5835	350	50x72x105	-	-	-	8.353 LS W44
5840	400	50x72x125	-	-	-	8.402 LS W44
5845	400	43x65x157	-	-	-	8.411 SP W25
5160	500	60x60x150	2.500 66 W30	3.500 SS W30	3F500 SS W30	8.500 SS W30
5165	500	61x72x125	2.505 25 W30	3.505 OR W30	-	8.506 OR W30
5170	500	43x65x195	-	-	-	8.511 6P W25 (°)
5175	600	60x60x175	2.601 66 W30	3.601 SS W30	3F601 SS W30	8.601 SS W30
5180	600	72x72x125	2.605 26 W31	3.605 OS W31	-	8.605 OS W31
5185	600	61x72x150	2.606 25 W30	3.606 OR W30	-	8.606 OR W30
5190	600	50x72x185	-	-	-	8.600 6S W44 (°)
5195	700	72x72x146	2.705 5K W31	3.705 6K W31	-	8.705 6K W31
5200	700	61x72x175	2.706 5J W30	-	-	8.706 6J W30
5205	750	72x72x156	2.750 5K W31	-	-	8.750 6K W31
5210	750	50x72x225	-	-	-	8.751 6T W44 (#)
5215	770	72x72x162	2.765 5K W31	-	-	8.765 6K W31
5220	800	72x72x170	2.805 5K W31	3.805 6K W31	-	8.805 6K W31
5225	800	61x72x196	2.806 5J W30	-	-	8.806 6J W31
5230	890	72x72x185	2.890 5K W31	-	-	8.890 6K W31
5230	930	72x72x196	2.905 5K W31	3.905 6K W31	-	8.905 6K W31
5240	1000	72x72x208	2.995 5K W31	-	-	8.995 6K W31

### 320 - 330 - 370 - 380 - 410 - 440 - 450 TRATTORI serbatoio principale/TRACTORS main tank

5290	500	61x72x125	2.505 67 W30	3.505 ST W30	-	8.506 ST W30
5295	600	72x72x125	2.605 68 W31	3.605 SU W31	-	8.605 SU W31
5300	600	61x72x150	2.606 80 W30	3.606 UZ W30	-	8.606 UZ W30
5305	700	72x72x146	2.705 5M W31	3.705 6M W31	-	8.705 6M W31
5315	750	72x72x156	2.750 5M W31	-	-	8.750 6M W31
5320	770	72x72x162	2.765 5M W31	-	-	8.765 6M W31
5325	800	72x72x170	2.805 5M W31	3.805 6M W31	-	8.805 6M W31

### 320 - 330 - 370 - 380 - 410 - 440 - 450 TRATTORI serbatoio supplementare/TRACTORS supplementary tank

5245	200	61x72x52	2.204 67	-	-	8.204 ST
5250	200	61x61x65	-	-	-	8.202 SV
5255	240	60x60x74	2.240 69	3.240 SV	-	-
5260	300	60x60x95	2.303 69	3.303 SV	-	8.303 SV
5265	300	61x72x74	2.309 67	3.309 ST	-	8.306 ST
5270	300	72x72x65	2.318 68	3.318 SU	-	8.318 SU
5275	400	72x72x85	2.401 68	3.401 SU	-	8.401 SU
5280	400	61x72x100	2.408 67	3.408 ST	-	8.406 ST
5285	500	72x72x105	2.501 68	3.501 SU	-	8.501 SU

°Serbatoio fornito con kit fissaggio 3 staffe  
°Tank supplied with 3 brackets fixing kit

#Serbatoio fornito con kit fissaggio 4 staffe  
#Tank supplied with 4 brackets fixing kit

In rosso: versione con gruppo unico pescante-livello tipo originale/Red: proposal with original type sender unit  
Nelle ordinazioni citare sempre il numero di codice/For all orders always use our code numbers



## SERBATOI MISTI OLIO-GASOLIO/COMBITANK FOR OIL-FUEL

RIF. REF.	TOT LT.	HxPxL cm	LT. OLIO LT. OIL	LT. GASOLIO LT. FUEL	COD. FERRO STEEL CODE	COD. ALLUMINIO ALUMINIUM CODE
6000	500	72x61x125	160	340	2M503	8M503
6005	500	61x72x125	160	340	2M505	8M506
6010	570	72x61x140	170	400	2M570	8M570
6015	570	61x72x140	170	400	-	8M571
6020	600	72x61x150	200	400	2M603	8M603
6025	600	61x72x150	200	400	2M606	8M606
6030	750	72x72x155	200	550	2M750	8M750
6035	800	72x72x170	200	600	-	8M805

I codici sono riferiti al serbatoio nudo/Codes are referred to single tank



serbatoio misto 600 litri cod. 8M603  
combitank 600 litres code no. 8M603



particolare  
detail



retro  
back side

Per il completamento del serbatoio misto con staffe, pescante e comando indicatore di livello, si rimanda alla pagina del veicolo di riferimento (Iveco, Scania, Mercedes, ecc) nella sezione Serbatoi Gasolio Maggiorati.

Identificare il serbatoio maggiorato corrispondente con medesime capacità totale e dimensioni (ha medesimo codice del Misto con un punto al posto della M; ad esempio 2M603 diventa 2.603).

In order to fit the combitank with the correct brackets, suction pipe & level gauge, please go to the page relating to that vehicle (Iveco, Scania, Mercedes etc) on the oversize Fuel Tank chapter.

Please identify the oversize tank that corresponds with the same total capacity and dimensions (check the identification codes match Combitank with full stop instead of the M; IE: 2M603 becomes 2.603).

## SERBATOI OLIO IDRAULICO da 20 a 130 LITRI HYDRAULIC OIL TANK from 20 to 130 LITRES

RIF. REF.	LT.	HxPxL cm	NOTE NOTES	COD. FERRO STEEL CODE	COD. ALLUMINIO ALUMINIUM CODE
6040	20	16x41x42	-	7.731	-
6045	30	28x31x37	c/flangia per filtro ritorno e supporti saldati w/flange for return filter and welded brackets	7.732	-
6050	40	30x41x42	-	7.733	-
6055	60	31x38x57	-	7.736	-
6060	60	31x38x57	c/flangia per filtro ritorno e supporti saldati w/flange for return filter and welded brackets	7.737	-
6065	100	29x47x78	-	7.741	-
6070	100	58x32x60	c/supporti saldati w/welded brackets	7.742	-
6075	100	52x28x73	c/flangia per filtro ritorno e supporti saldati w/flange for return filter and welded brackets	7.743	-
6080	130	57x35x73	c/flangia per filtro ritorno e supporti saldati w/flange for return filter and welded brackets	7.745	7.845

I serbatoi sono completi di tappo (sempre) e livello visivo (ove previsto). Il filtro per il ritorno è da ordinare separatamente.  
Tanks are supplied complete with caps (always) and sight level (where offered). The return filter must be ordered separately.



serbatoio olio 20 litri cod. 7.731  
oil tank 20 litres code no. 7.731



serbatoio olio 30 litri cod. 7.732  
oil tank 30 litres code no. 7.732



serbatoio olio 60 litri cod. 7.737  
oil tank 60 litres code no. 7.737



serbatoio olio 100 litri cod. 7.743  
oil tank 100 litres code no. 7.743



serbatoio olio 130 litri cod. 7.845  
oil tank 130 litres code no. 7.845

Consultare [www.smaserbatoi.it](http://www.smaserbatoi.it) per maggiori dettagli sui singoli serbatoi  
Look at the [www.smaserbatoi.it](http://www.smaserbatoi.it) for further details of the tanks

Nelle ordinazioni citare sempre il numero di codice/For all orders always use our code numbers

## SERBATOI OLIO IDRAULICO da 120 a 250 LITRI HYDRAULIC OIL TANK from 120 to 250 LITRES

RIF. REF.	LT.	HxPxL cm	NOTE NOTES	COD. FERRO STEEL CODE	COD. ALLUMINIO ALUMINIUM CODE
6085	120	61x72x30	monostaffa single bracket	7.747 45	7.847 CK
6090	135	61x72x35	-	7.748 Z3	7.848 S3
6095	135	72x61x35	-	7.749 Z5	7.849 S5
6100	140	72x72x30	monostaffa single bracket	7.777 47	7.877 CZ
6105	150	61x72x40	-	7.756 EX	7.856 QX
6110	150	72x61x40	-	7.757 BE	7.850 PE
6115	160	60x54x60	saldatura a rulli roll welding	7.752 31	-
6120	160	61x61x50	-	7.758 KW	7.851 ZW
6125	175	61x72x45	-	7.761 EX	7.861 QX
6130	175	72x61x45	-	7.762 BE	7.862 PE
6135	200	61x61x65	-	-	7.852 ZW
6140	200	61x72x50	-	7.755 BD	7.854 WD
6145	200	72x61x50	-	7.753 BC	7.853 WC
6150	200	61x72x50	c/flangia per filtro ritorno w/flange for return filter	7.765 BD	-
6155	250	61x72x63	-	7.759 BD	7.859 WD

I serbatoi sono completi di tappo e livello visivo  
Tanks are complete with cap and sight level



serbatoio olio 120 litri cod. 7.747 45  
oil tank 120 litres code no. 7.747 45



serbatoio olio 150 litri cod. 7.850 PE  
oil tank 150 litres code no. 7.850 PE



serbatoio olio 200 litri cod. 7.765 BD  
oil tank 200 litres code no. 7.765 BD


Il filtro ritorno è da ordinare separatamente  
Return filter must be ordered separately

# ACCESSORI PER SERBATOI OLIO E MISTI

## FILTRI RITORNO SEMI-IMMERSI/OIL TANK RETURN FILTERS

RIF. REF.	H INTERNA mm INSIDE H mm	NOTE NOTES	CODICE CODE
6300	229	per flangia interasse 115 mm - portata nominale fino a 170 l/min. filtro 25 micron in cellulosa rinforzata - attacco 1" 1/4 pitch flange 115 mm - nominal flow-up 170 lt/min. 25 micron reinforced cellulose filter - connection 1" 1/4	R9HHD16852
6305	480		R9HHD16853

cod. R9HHD16852



## COPERCHIO PER FLANGIA FILTRO/FLANGE FILTER COVER

RIF. REF.	NOTE NOTES	CODICE CODE
6310	per flangia interasse 115 mm, con guarnizione - pitch flange 115 mm with o-ring	R650852

cod. R650852



## LIVELLI VISIVI/SIGHT LEVELS GAUGE

RIF. REF.	NOTE NOTES	CODICE CODE
6315	ad occhio in plastica diam. 3/4" - plastic sight level 3/4"	9L55
6320	ad occhio in plastica diam. 1" - plastic sight level 1"	9L56
6325	ad occhio in alluminio diam. 3/4" - aluminium sight level 3/4"	9L58
6326	ad occhio in alluminio diam. 1" - aluminium sight level 1"	9L64
6330	a scatola interasse 127 mm - attacco M10 - sight box level pitch 127 mm - connection M10	9L50
6335	a scatola interasse 127 mm - attacco M10 - con termometro sight box level pitch 127 mm - connection M10 - with thermometer	9L63

cod. 9L56



cod. 9L63



# ACCESSORI PER SERBATOI OLIO E MISTI

## SFIATO PER OLIO IDRAULICO/HYDRAULIC OIL BREATHER

RIF. REF.	NOTE NOTES	CODICE CODE
6340	campanella sfiato 3/8" (per serbatoi misti) - breather device 3/8" (for combitanks)	R9SA053G2L40A
6341	campanella sfiato 1/2" - breather device 1/2"	R9M715516

cod. R9SA053G2L40A



cod. R9M715516



## TAPPI/CAPS

RIF. REF.	MATERIALE MATERIAL	ATTACCO CONNECTION	LUCCHETTABILE LOCKABLE	NOTE NOTES	CODICE CODE
6345	metallo metal	a saldare to weld	no	completo di ghiera e filtro complete with ring nut and filter	9924
6350	metallo metal	a saldare to weld	si yes	completo di ghiera, filtro e astina livello complete with ring nut, filter and level bar	9829
6355	plastica plastic	flangia 6 fori 6 holes flange	no	completo di filtro estraibile complete with pull-out filter	9899
6360	carta paper	-	-	filtro ricambio per tappo 9899 spare filter for cap 9899	9898
6365	metallo metal	flangia 6 fori 6 holes flange	no	completo di ghiera e filtro complete with ring nut and filter	9956

cod. 9924



cod. 9829



cod. 9899



cod. 9898



cod. 9956



## FLANGE A SALDARE PER FILTRI RITORNO WELDED FLANGES FOR RETURN FILTERS

RIF. REF.	MATERIALE MATERIAL	FORI HOLES	INTERASSE PITCH	CODICE CODE
6370	ferro - steel	2 fori M6 - 2 holes M6	90 mm	R615021
6375	ferro - steel	4 fori M8 - 4 holes M8	115 mm	R615020
6380	ferro - steel	2 fori M8 - 2 holes M8	115 mm	R638802
6381	alluminio - aluminium	2 fori M8 - 2 holes M8	115 mm	R650722
6385	ferro - steel	3 fori M10 - 3 holes M10	175 mm	R614022
6386	alluminio - aluminium	3 fori M10 - 3 holes M10	175 mm	R635216
6390	ferro - steel	4 fori M10 - 4 holes M10	220 mm	R629803
6391	alluminio - aluminium	4 fori M10 - 4 holes M10	220 mm	R650608
6395	ferro - steel	8 fori M10 - 8 holes M10	220 mm	R632606

cod. R638802



cod. R629803



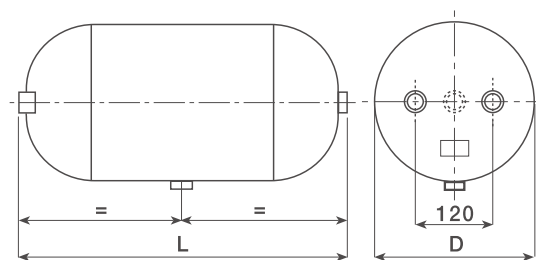
# ARIA COMPRESSA

## SERBATOI ARIA COMPRESSA ALLUMINIO/ALUMINIUM AIR RESERVOIRS

LT.	D mm	L mm	Kg	CODICE ALLUMINIO ALUMINIUM CODE
5	154	356	1,8	4A1550053
10	206	370	2,4	4A2060104
10	246	290	2,3	4A2460104
15	206	533	3,2	4A2060154
20	206	697	4,1	4A2060204
20	246	510	3,7	4A2460204
25	246	615	4,3	4A2460254
25	276	504	4,1	4A2760254
30	206	1000	5,7	4A2060304
30	246	730	5,0	4A2460304
30	276	591	4,7	4A2760304
30	296	521	4,6	4A2960304
40	206	1353	7,4	4A2060404
40	246	945	6,4	4A2460404
40	276	766	5,9	4A2760404
40	296	671	5,7	4A2960404
40	310	629	5,6	4A3100404
60	276	1111	8,3	4A2760604
60	296	965	7,8	4A2960604
60	310	907	7,7	4A3100604
60	396	583	6,9	4A3960604
80	296	1275	10,2	4A2960804
80	310	1175	9,7	4A3100804
80	396	748	8,6	4A3960804
100	396	913	10,2	4A3961004
120	396	104	11,8	4A3961204



Pressione massima d'esercizio: 10/12/14 bar  
Maximum working pressure: 10/12/14 bar



serbatoio alluminio 20 litri cod. 4A2460204  
aluminium air reservoir 20 lt. code no. 4A2460204

4 borchie M22x1,5  
4 bosses M22x1,5


Nelle ordinazioni citare sempre il numero di codice/For all orders always use our code numbers



# ARIA COMPRESSA

## SUPPORTI COMPLETI/COMPLETE SUPPORTS

DIAMETRO mm DIAMETER mm	CODICE CODE
206	9863
246	9864
276	9865
296	9866
310	9867
360	9868
396	9869



**Il supporto completo è composto di: culla, tirante, dadi e rondelle, guaina e piattina di gomma**  
The complete support is composed of: a cradle, rod, nuts with washers, sheathing and rubber strap

**SMA produce serbatoi aria compressa su disegno, anche per altri settori di utilizzo, secondo le normative europee.**  
**I serbatoi SMA aria compressa di lega leggera per veicoli stradali sono prodotti in conformità alla Direttiva Europea 87/404/CE e alla normativa EN 286/2.**  
**Tutti i serbatoi hanno tappo di protezione copri-filetto.**

SMA air reservoirs for motor-vehicles and trailers are manufactured in accordance with the European Directive 87/404/EC and with the standard EN 286/2.  
Air reservoirs are supplied with thread cover caps.




# SERBATOI SPECIALI

## SERBATOI ACQUA/WATER TANKS

RIF. REF.	LT.	A	B	C	D	E	F	COD. INOX ST. STEEL CODE	COD. INOX FIORETT. ST. STEEL CHASED
6500	30	395	170	500	405	240	30	3.032	3F032
6505	50	390	240	590	405	310	30	3.054	-

dimensioni in mm.



serbatoio acciaio inossidabile 30 litri cod. 3.032  
stainless steel water tank 30 lt. code no. 3.032

## SERBATOIO GASOLIO PER SEMIRIMORCHI FRIGO FUEL TANK FOR FRIGO-TRAILERS

RIF. REF.	LT.	DIAM. x LUNGH. cm DIAM. x LENGHT cm	NOTE NOTES	COD. FERRO STEEL CODE
6510	190	∅ 45x130	Serbatoio completo di staffe, tappo con sfiato, livello visivo e tubi aspirazione e ritorno Tank complete with brackets, breather cap, sight level, suction and return pipes	2.190 16



serbatoio completo cod. 2.190 16  
complete tank code no. 2.190 16



serbatoio montato  
fitted tank



# ACCESSORI

## TAPPI/CAPS

RIF. REF.	ATTACCO CONNECTION	DIAMETRO DIAMETER	CON CHIAVE WITH KEY	MATERIALE MATERIAL	VENTILATO BREATHER	NOTE NOTES	CODICE CODE
6650	a vite - threaded	80 mm	no	plastica - plastic	si - yes	-	9906
6655	a vite - threaded	80 mm	no	allum. - alu	no	-	9907
6660	a vite - threaded	80 mm	no	allum. - alu	si - yes	con valvola - with valve	9950
6665	a vite - threaded	80 mm	si - yes	plastica - plastic	si - yes	-	9911
6670	a vite - threaded	80 mm	no	plastica - plastic	si - yes	per New Daily e Eurocargo for New Daily and Eurocargo	9980
6675	a vite - threaded	80 mm	si - yes	plastica - plastic	si - yes	per New Daily e Eurocargo for New Daily and Eurocargo	9987
6680	a baionetta bayonet	80 mm	no	plastica - plastic	si - yes	-	9951F
6685	a baionetta bayonet	80 mm	no	plastica - plastic	si - yes	tipo lusso luxury tipe	9951
6690	a baionetta bayonet	80 mm	si - yes	plastica - plastic	si - yes	-	9953F
6695	a baionetta bayonet	80 mm	si - yes	plastica - plastic	si - yes	tipo lusso luxury tipe	9953
6700	a baionetta bayonet	105 mm	no	plastica - plastic	si - yes	-	9952F
6705	a baionetta bayonet	105 mm	no	metallo - metal	si - yes	tipo lusso luxury tipe	9952
6710	a baionetta bayonet	105 mm	si - yes	plastica - plastic	si - yes	-	9954F
6715	a baionetta bayonet	105 mm	si - yes	metallo - metal	si - yes	tipo lusso luxury tipe	9954



cod. 9906



cod. 9950



cod. 9911



cod. 9951F



cod. 9953F



cod. 9952F



cod. 9954F



cod. 9954

# ACCESSORI PER SERBATOI MAGGIORATI

## POMPE DI TRAVASO/TRANSFER PUMPS

RIF. REF.	NOTE NOTES	CODICE CODE
6530	Pompa di travaso 14 litri/min. 12V - Transfer Pump 14 lt/min. 12V	9TRP02
6535	Pompa di travaso 14 litri/min 24V - Transfer Pump 14 lt/min. 24 V	9TRP03
6540	Pompa di travaso 26 litri/min. 12V - Transfer Pump 26 lt/min. 12V	9TRP06
6545	Pompa di travaso 26 litri/min. 24V - Transfer Pump 26 lt/min. 24V	9TRP07
6550	Kit travaso 14 litri/min. 12V - Transfer Kit 14 lt/min. 12V	9TRK02
6555	Kit travaso 14 litri/min. 24V - Transfer Kit 14 lt/min. 24V	9TRK03
6560	Kit travaso 26 litri/min. 12V - Transfer Kit 26 lt/min. 12V	9TRK06
6565	Kit travaso 26 litri/min. 24V - Transfer Kit 26 lt/min. 24V	9TRK07



**Pompa di travaso cod. 9TRP06**  
Transfer pump code no. 9TRP06



**Kit travaso cod. 9TRK07**  
Transfer kit code no. 9TRK07

## ANTIFURTO PER BOCCHETTONE/FILLER NECK ANTITHEFT


RIF. REF.	NOTE NOTES	CODICE CODE
6520	per bocchettone a baionetta diam. 80 mm - for bayonet fillerneck diam. 80 mm	9ANT01
6525	per bocchettone a baionetta diam. 105 mm - for bayonet fillerneck diam. 105 mm	9ANT02



**cod. 9ANT01**  
code no. 9ANT01



**cod. 9ANT02**  
code no. 9ANT02



**Particolare**  
Detail

# ACCESSORI PER SERBATOI MAGGIORATI

## ALTRI ACCESSORI/OTHER ACCESSORIES

RIF. REF.	NOTE NOTES	CODICE CODE
6600	Adattatore flangia per gruppo pescante/livello VDO - Flange adaptor for VDO level	9830
6605	Flangia sfiato per serbatoio supplementare - Breather flange for supplementary tank	9PKKK
6610	Kit sfiato completo di valvola per serbatoio suppl. - Complete breather kit for suppl.tank	9PJJJ
6615	Gomma per supporto L cm 57 - Support rubber 57 cm lenght	9CB104
6620	Gomma per supporto L cm 46 - Support rubber 46 cm lenght	9CB105
6625	Protezione plastica per livello 6 fori - Plasic protection for 6 holes level	9943
6630	Tappo copri-flangia ferro 6 fori - Steel cover for 6 holes flange	R650093
6635	Tappo copri-flangia alluminio 6 fori - Aluminium cover for 6 holes flange	R650369
6640	Tappo copri-flangia VDO - VDO flange cap	9888
6645	Tappo drenaggio M22x1,5 - Drain cap M22x1,5	R1390
6647	Kit collegamento serbatoi gasolio da manicotti di scarico - Fuel tank connection kit from drain purge	0.KITCOLLEG02




cod. 9830



cod. 9PKKK



cod. 9PJJJ



cod. 9CB104



cod. 9943



cod. R650093



cod. 9888



cod. 0.KITCOLLEG02

## Distributori/Dealers

Milano

**R.A.R. s.r.l.**

Via de Gasperi, 9  
20054 Nova Milanese (Mi)  
T. 0362-43 633/4  
F. 0362-36 50 51  
silvio@ricambirar.it

Torino

**BIEMME s.r.l.**

via Alba, 34  
10024 Moncalieri (TO)  
T. 011-64 069 06  
F. 011-64 036 24  
flavio.musso@overcarricambi.it

Padova

**CARAUTO RICAMBI s.r.l.**

via C. Varisco, 14  
Zona artigianale  
35010 Vigonza (PD)  
T. 049-89 301 04  
F. 049-89 306 71  
info@carautoricambi.it

Bologna

**IL FRENO s.r.l.**

via degli Orefici  
Blocco 27- CENTERGROSS  
40050 Funo di Argelato (BO)  
T. 051-66 472 42  
F. 051-86 35 08  
commerciale@ilfreno.com

Genova

**SARAG s.r.l.**

via Balleydier, 61r  
16149 Genova (GE)  
T. 010-24 641 94  
F. 010-24 629 07  
ricambi@sarag.it

Prato

**T.S.A. s.r.l.**

via Lodz, 25-27 Macrolotto 2  
59100 Prato (PO)  
T. 0574-70 10 41  
F. 0574-70 10 36  
sede@tsaricambi.it

Ancona

**AGOSTINELLI STEFANO**

via Albertini, 36  
Gross 1-14  
60131 Ancona (AN)  
T. 071-28 68 007  
F. 071-29 00 621  
agostinelli.sas@tiscali.it

Frosinone

**MAURELLI DISTRIBUZIONE S.p.A.**

**Filiale di Frosinone**  
via Le Lame, 29/C  
Zona artigianale  
03100 Frosinone (FR)  
T. 0775-83 90 60  
F. 0775-83 85 48  
d.bartoli@maurelli.it

Napoli

**MAURELLI DISTRIBUZIONE S.p.A.**

via S. Salvatore, 4  
80026 Casoria (NA)  
T. 081-25 081 42  
F. 081-25 081 74  
info@maurelli.it

Bari

**BINETTI S.p.A.**

S.S. 98 Km 79+350  
70032 Bitonto (BA)  
T. 080-37 39 411  
F. 080-37 39 439  
info@binettispa.com

Cagliari

**NATALE ILLARIO s.n.c.**

Viale Monastir, Km 5,217  
09100 Cagliari (CA)  
T. 070-53 04 00  
F. 070-53 11 14  
illario@tiscalinet.it

Catania

**MITEK s.r.l.**

5° strada, ang. S.S. 114  
Zona industriale  
95030 Catania (CT)  
T. 095-59 14 57  
F. 095-59 14 59  
mitekfabio@edbusiness.it



